

Insured: The Gardens at Heritage Green
Property: 800 Callaway Court (and others)
Chattanooga, TN 37421

Claim Rep.: Ben Spike
Company: MiddleOak

Estimator: Jonathan Clements
Position: Director

Business: (602) 377-0125
E-mail: jclements@jsheld.com

Claim Number: 06B99302

Policy Number:

Type of Loss: Tornado

Date of Loss: 4/12/2020 2:00 AM
Date Inspected: 4/20/2020 3:00 AM

Date Received: 4/17/2020 3:00 AM
Date Entered: 4/20/2020 2:00 AM

Price List: TNCH8X_APR20
Restoration/Service/Remodel
Estimate: 20040779

No part of this document may be reproduced, stored in a retrieval system, or transmitted in any form by any means, electronic, mechanical, photocopying, recording, or otherwise, without prior written permission of J.S. Held LLC.

J.S. Held LLC shall not be responsible for any loss, liability, damage, expense or cost arising from any use of J.S. Held LLC's analysis, reports, certifications or advice, which is used by anyone other than the Client or is used contrary to, or inconsistent with, or beyond the provisions and purposes set forth herein. Client understands and agrees that J.S. Held LLC's analysis, reports and certifications shall be used solely by the Client.

The documents are furnished for Client's exclusive internal use and reliance, only. All documents generated by J.S. Held LLC shall remain sole property of J.S. Held LLC. Any unauthorized use or distribution of J.S. Held LLC's work shall be at Client's and recipients sole risk and without liability to J.S. Held LLC.

This measure of damage does not include code upgrades. This should not be interpreted to mean that this measure of damage is not code compliant.

Material pricing throughout the estimate has been verified through local suppliers and adjusted to reflect bulk pricing where applicable.

20040779

20040779

DESCRIPTION	QUANTITY	UNIT PRICE	TAX	RCV	DEPREC.	ACV
-------------	----------	------------	-----	-----	---------	-----

Material pricing adjustment throughout the estimate is as follows:

Architectural Shingles - Material price adjusted to reflect bulk pricing as acquired from Home Depot #0742- 7421 Commons Blvd., Chattanooga, TN- (423) 499-1959. Bulk price for one (1) bundle of GAF Timberline Lifetime shingles is \$19.60. This equates to \$50.80 per square. Price verification printout is included with estimate.

Drip Edge - Material price adjusted to reflect bulk pricing as acquired from Home Depot #0742- 7421 Commons Blvd., Chattanooga, TN- (423) 499-1959. Unit price for one (1) ten (10) foot stick is \$5.60, or \$0.56 per linear foot. Price verification printout is included with estimate.

#15 Felt - Material price adjusted to reflect bulk pricing as acquired from Home Depot #0742- 7421 Commons Blvd., Chattanooga, TN- (423) 499-1959. Bulk price for one (1) roll of #15 felt is \$15.75. The roll covers a total area of 432 SF. This equates to \$3.65 per SQ. Price verification printout is included with estimate.

Total: 20040779			0.00	0.00	0.00	0.00
------------------------	--	--	-------------	-------------	-------------	-------------

Building 1

Roof- Bldg 1



Roof- Bldg 1

2596.46 Surface Area	25.96 Number of Squares
310.01 Total Perimeter Length	79.58 Total Ridge Length
50.34 Total Hip Length	

DESCRIPTION	QUANTITY	UNIT PRICE	TAX	RCV	DEPREC.	ACV
-------------	----------	------------	-----	-----	---------	-----

1. Tear off, haul and dispose of comp. shingles - Laminated	25.96 SQ	37.01	0.00	960.78	(0.00)	960.78
2. Roofing felt - 15 lb.	25.96 SQ	20.36	11.36	539.91	(404.93)	134.98
3. Drip edge	310.01 LF	1.56	16.35	499.97	(214.28)	285.69
4. Asphalt starter - universal starter course	216.48 LF	1.57	12.42	352.29	(264.21)	88.08
5. Laminated - comp. shingle rfg. - w/out felt	28.67 SQ	135.84	162.83	4,057.36	(2,028.69)	2,028.67
6. Continuous ridge vent - shingle-over style	79.58 LF	6.34	22.45	526.99	(225.85)	301.14
7. Ridge cap - composition shingles	129.92 LF	2.77	10.70	370.58	(222.35)	148.23
8. Flashing - pipe jack	2.00 EA	29.26	1.78	60.30	(25.84)	34.46

Totals: Roof- Bldg 1			237.89	7,368.18	3,386.15	3,982.03
-----------------------------	--	--	---------------	-----------------	-----------------	-----------------

Total: Roof- Bldg 1			237.89	7,368.18	3,386.15	3,982.03
----------------------------	--	--	---------------	-----------------	-----------------	-----------------

Front Elevation- Bldg 1

DESCRIPTION	QUANTITY	UNIT PRICE	TAX	RCV	DEPREC.	ACV
-------------	----------	------------	-----	-----	---------	-----

CONTINUED - Front Elevation- Bldg 1

DESCRIPTION	QUANTITY	UNIT PRICE	TAX	RCV	DEPREC.	ACV
No damage found related to April 12, 2020 date of occurrence.						
Totals: Front Elevation- Bldg 1			0.00	0.00	0.00	0.00

Right Elevation- Bldg 1

DESCRIPTION	QUANTITY	UNIT PRICE	TAX	RCV	DEPREC.	ACV
No damage found related to April 12, 2020 date of occurrence.						
Totals: Right Elevation- Bldg 1			0.00	0.00	0.00	0.00

Rear Elevation- Bldg 1

DESCRIPTION	QUANTITY	UNIT PRICE	TAX	RCV	DEPREC.	ACV
No damage found related to April 12, 2020 date of occurrence.						
Totals: Rear Elevation- Bldg 1			0.00	0.00	0.00	0.00

Left Elevation- Bldg 1

DESCRIPTION	QUANTITY	UNIT PRICE	TAX	RCV	DEPREC.	ACV
No damage found related to April 12, 2020 date of occurrence.						
Totals: Left Elevation- Bldg 1			0.00	0.00	0.00	0.00
Total: Building 1			237.89	7,368.18	3,386.15	3,982.03

Building 2

Roof- Bldg 2

CONTINUED - Rear Elevation- Bldg 2

DESCRIPTION	QUANTITY	UNIT PRICE	TAX	RCV	DEPREC.	ACV
No damage found related to April 12, 2020 date of occurrence.						
Totals: Rear Elevation- Bldg 2			0.00	0.00	0.00	0.00

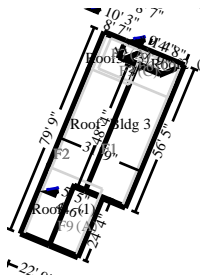
Left Elevation- Bldg 2

DESCRIPTION	QUANTITY	UNIT PRICE	TAX	RCV	DEPREC.	ACV
No damage found related to April 12, 2020 date of occurrence.						
Totals: Left Elevation- Bldg 2			0.00	0.00	0.00	0.00

Total: Building 2			228.83	7,041.49	3,186.97	3,854.52
--------------------------	--	--	---------------	-----------------	-----------------	-----------------

Building 3

Roof- Bldg 3



Roof- Bldg 3

2824.50 Surface Area	28.24 Number of Squares
267.30 Total Perimeter Length	79.76 Total Ridge Length
17.33 Total Hip Length	

DESCRIPTION	QUANTITY	UNIT PRICE	TAX	RCV	DEPREC.	ACV
17. Tear off, haul and dispose of comp. shingles - Laminated	28.24 SQ	37.01	0.00	1,045.16	(0.00)	1,045.16
18. Roofing felt - 15 lb.	28.24 SQ	20.36	12.36	587.33	(440.50)	146.83
19. Drip edge	267.30 LF	1.56	14.09	431.08	(184.75)	246.33
20. Asphalt starter - universal starter course	179.17 LF	1.57	10.28	291.58	(218.69)	72.89
21. Laminated - comp. shingle rfg. - w/out felt	31.33 SQ	135.84	177.94	4,433.81	(2,216.91)	2,216.90
22. Continuous ridge vent - shingle-over style	79.76 LF	6.34	22.50	528.18	(226.36)	301.82
23. Ridge cap - composition shingles	97.08 LF	2.77	7.99	276.90	(166.14)	110.76
24. Flashing - pipe jack	1.00 EA	29.26	0.89	30.15	(12.92)	17.23
Totals: Roof- Bldg 3			246.05	7,624.19	3,466.27	4,157.92

Total: Roof- Bldg 3 246.05 7,624.19 3,466.27 4,157.92

Front Elevation- Bldg 3

DESCRIPTION	QUANTITY	UNIT PRICE	TAX	RCV	DEPREC.	ACV
No damage found related to April 12, 2020 date of occurrence.						
Totals: Front Elevation- Bldg 3			0.00	0.00	0.00	0.00

Right Elevation- Bldg 3

DESCRIPTION	QUANTITY	UNIT PRICE	TAX	RCV	DEPREC.	ACV
No damage found related to April 12, 2020 date of occurrence.						
Totals: Right Elevation- Bldg 3			0.00	0.00	0.00	0.00

Rear Elevation- Bldg 3

DESCRIPTION	QUANTITY	UNIT PRICE	TAX	RCV	DEPREC.	ACV
25. Material Only Clean siding*	25.00 SF	0.01	0.02	0.27	(0.00)	0.27
26. Cleaning Technician - per hour Labor to set up and clean siding.	3.00 HR	31.97	0.00	95.91	(0.00)	95.91
Totals: Rear Elevation- Bldg 3			0.02	96.18	0.00	96.18

Left Elevation- Bldg 3

DESCRIPTION	QUANTITY	UNIT PRICE	TAX	RCV	DEPREC.	ACV
No damage found related to April 12, 2020 date of occurrence.						
Totals: Left Elevation- Bldg 3			0.00	0.00	0.00	0.00

Total: Building 3 246.07 7,720.37 3,466.27 4,254.10

**Building 4
Roof- Bldg 4**

CONTINUED - Rear Elevation- Bldg 4

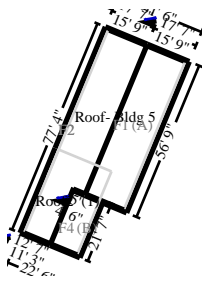
DESCRIPTION	QUANTITY	UNIT PRICE	TAX	RCV	DEPREC.	ACV
No damage found related to April 12, 2020 date of occurrence.						
Totals: Rear Elevation- Bldg 4			0.00	0.00	0.00	0.00

Left Elevation- Bldg 4

DESCRIPTION	QUANTITY	UNIT PRICE	TAX	RCV	DEPREC.	ACV
35. Material Only Clean siding*	25.00 SF	0.01	0.02	0.27	(0.00)	0.27
36. Cleaning Technician - per hour Labor to set up and clean siding.	3.00 HR	31.97	0.00	95.91	(0.00)	95.91
Totals: Left Elevation- Bldg 4			0.02	96.18	0.00	96.18
Total: Building 4			241.34	7,519.06	3,358.28	4,160.78

Building 5

Roof- Bldg 5



Roof- Bldg 5

2528.84 Surface Area	25.29 Number of Squares
238.68 Total Perimeter Length	78.33 Total Ridge Length

DESCRIPTION	QUANTITY	UNIT PRICE	TAX	RCV	DEPREC.	ACV
37. Tear off, haul and dispose of comp. shingles - Laminated	25.29 SQ	37.01	0.00	935.98	(0.00)	935.98
38. Roofing felt - 15 lb.	25.29 SQ	20.36	11.06	525.96	(394.48)	131.48
39. Drip edge	238.68 LF	1.56	12.58	384.92	(164.96)	219.96
40. Asphalt starter - universal starter course	155.67 LF	1.57	8.93	253.33	(190.00)	63.33
41. Laminated - comp. shingle rfg. - w/out felt	28.00 SQ	135.84	159.03	3,962.55	(1,981.28)	1,981.27
42. Continuous ridge vent - shingle-over style	78.33 LF	6.34	22.10	518.71	(222.30)	296.41
43. Ridge cap - composition shingles	78.33 LF	2.77	6.45	223.42	(134.05)	89.37
44. Flashing - pipe jack	1.00 EA	29.26	0.89	30.15	(12.92)	17.23

CONTINUED - Roof- Bldg 5

DESCRIPTION	QUANTITY	UNIT PRICE	TAX	RCV	DEPREC.	ACV
Totals: Roof- Bldg 5			221.04	6,835.02	3,099.99	3,735.03
Total: Roof- Bldg 5			221.04	6,835.02	3,099.99	3,735.03

Front Elevation- Bldg 5

DESCRIPTION	QUANTITY	UNIT PRICE	TAX	RCV	DEPREC.	ACV
No damage found related to April 12, 2020 date of occurrence.						
Totals: Front Elevation- Bldg 5			0.00	0.00	0.00	0.00

Right Elevation- Bldg 5

DESCRIPTION	QUANTITY	UNIT PRICE	TAX	RCV	DEPREC.	ACV
No damage found related to April 12, 2020 date of occurrence.						
Totals: Right Elevation- Bldg 5			0.00	0.00	0.00	0.00

Rear Elevation- Bldg 5

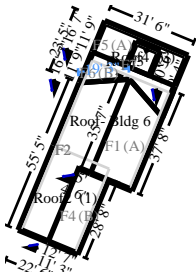
DESCRIPTION	QUANTITY	UNIT PRICE	TAX	RCV	DEPREC.	ACV
45. General Laborer - per hour Labor to reattached trim above garage door.	2.00 HR	29.71	0.00	59.42	(0.00)	59.42
Totals: Rear Elevation- Bldg 5			0.00	59.42	0.00	59.42

Left Elevation- Bldg 5

DESCRIPTION	QUANTITY	UNIT PRICE	TAX	RCV	DEPREC.	ACV
No damage found related to April 12, 2020 date of occurrence.						
Totals: Left Elevation- Bldg 5			0.00	0.00	0.00	0.00

Total: Building 5 221.04 6,894.44 3,099.99 3,794.45

Building 6
Roof- Bldg 6



Roof- Bldg 6

2716.91 Surface Area 27.17 Number of Squares
298.58 Total Perimeter Length 95.78 Total Ridge Length

DESCRIPTION	QUANTITY	UNIT PRICE	TAX	RCV	DEPREC.	ACV
46. Tear off, haul and dispose of comp. shingles - Laminated	27.17 SQ	37.01	0.00	1,005.56	(0.00)	1,005.56
47. Roofing felt - 15 lb.	27.17 SQ	20.36	11.89	565.07	(423.81)	141.26
48. Drip edge	298.58 LF	1.56	15.74	481.52	(206.37)	275.15
49. Asphalt starter - universal starter course	131.03 LF	1.57	7.51	213.23	(159.92)	53.31
50. Laminated - comp. shingle rfg. - w/out felt	30.00 SQ	135.84	170.39	4,245.59	(2,122.80)	2,122.79
51. Continuous ridge vent - shingle-over style	95.78 LF	6.34	27.02	634.27	(271.83)	362.44
52. Ridge cap - composition shingles	95.78 LF	2.77	7.88	273.19	(163.92)	109.27
53. Flashing - pipe jack	1.00 EA	29.26	0.89	30.15	(12.92)	17.23

Totals: Roof- Bldg 6 **241.32 7,448.58 3,361.57 4,087.01**

Total: Roof- Bldg 6 **241.32 7,448.58 3,361.57 4,087.01**

Front Elevation- Bldg 6

DESCRIPTION	QUANTITY	UNIT PRICE	TAX	RCV	DEPREC.	ACV
54. R&R Gutter - aluminum - up to 5"*	30.00 LF	5.41	7.63	169.93	(95.84)	74.09

Totals: Front Elevation- Bldg 6 **7.63 169.93 95.84 74.09**

Right Elevation- Bldg 6

DESCRIPTION	QUANTITY	UNIT PRICE	TAX	RCV	DEPREC.	ACV
No damage found related to April 12, 2020 date of occurrence.						

Totals: Right Elevation- Bldg 6 **0.00 0.00 0.00 0.00**

Rear Elevation- Bldg 6

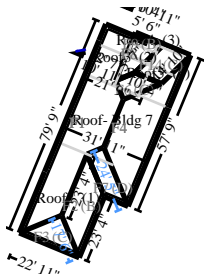
DESCRIPTION	QUANTITY	UNIT PRICE	TAX	RCV	DEPREC.	ACV
No damage found related to April 12, 2020 date of occurrence.						
Totals: Rear Elevation- Bldg 6			0.00	0.00	0.00	0.00

Left Elevation- Bldg 6

DESCRIPTION	QUANTITY	UNIT PRICE	TAX	RCV	DEPREC.	ACV
55. R&R Gutter - aluminum - up to 5"*	38.00 LF	5.41	9.67	215.25	(121.40)	93.85
Totals: Left Elevation- Bldg 6			9.67	215.25	121.40	93.85
Total: Building 6			258.62	7,833.76	3,578.81	4,254.95

Building 7

Roof- Bldg 7



Roof- Bldg 7

2731.51 Surface Area	27.32 Number of Squares
241.87 Total Perimeter Length	58.71 Total Ridge Length
104.65 Total Hip Length	

DESCRIPTION	QUANTITY	UNIT PRICE	TAX	RCV	DEPREC.	ACV
56. Tear off, haul and dispose of comp. shingles - Laminated	27.32 SQ	37.01	0.00	1,011.11	(0.00)	1,011.11
57. Roofing felt - 15 lb.	27.32 SQ	20.36	11.95	568.19	(426.14)	142.05
58. Drip edge	241.87 LF	1.56	12.75	390.07	(167.17)	222.90
59. Asphalt starter - universal starter course	209.00 LF	1.57	11.99	340.12	(255.09)	85.03
60. Laminated - comp. shingle rfg. - w/out felt	30.33 SQ	135.84	172.26	4,292.29	(2,146.15)	2,146.14
61. Continuous ridge vent - shingle-over style	58.71 LF	6.34	16.56	388.78	(166.62)	222.16
62. Ridge cap - composition shingles	163.36 LF	2.77	13.45	465.96	(279.58)	186.38
63. Flashing - pipe jack	1.00 EA	29.26	0.89	30.15	(12.92)	17.23
Totals: Roof- Bldg 7			239.85	7,486.67	3,453.67	4,033.00
Total: Roof- Bldg 7			239.85	7,486.67	3,453.67	4,033.00

Front Elevation- Bldg 7

DESCRIPTION	QUANTITY	UNIT PRICE	TAX	RCV	DEPREC.	ACV
No damage found related to April 12, 2020 date of occurrence.						
Totals: Front Elevation- Bldg 7			0.00	0.00	0.00	0.00

Right Elevation- Bldg 7

DESCRIPTION	QUANTITY	UNIT PRICE	TAX	RCV	DEPREC.	ACV
No damage found related to April 12, 2020 date of occurrence.						
Totals: Right Elevation- Bldg 7			0.00	0.00	0.00	0.00

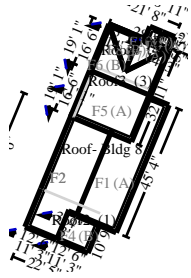
Rear Elevation- Bldg 7

DESCRIPTION	QUANTITY	UNIT PRICE	TAX	RCV	DEPREC.	ACV
No damage found related to April 12, 2020 date of occurrence.						
Totals: Rear Elevation- Bldg 7			0.00	0.00	0.00	0.00

Left Elevation- Bldg 7

DESCRIPTION	QUANTITY	UNIT PRICE	TAX	RCV	DEPREC.	ACV
64. R&R Gutter - aluminum - up to 5"*	58.00 LF	5.41	14.75	328.53	(185.29)	143.24
Totals: Left Elevation- Bldg 7			14.75	328.53	185.29	143.24
Total: Building 7			254.60	7,815.20	3,638.96	4,176.24

Building 8
Roof- Bldg 8



Roof- Bldg 8

2273.72 Surface Area
319.26 Total Perimeter Length

22.74 Number of Squares
80.94 Total Ridge Length

DESCRIPTION	QUANTITY	UNIT PRICE	TAX	RCV	DEPREC.	ACV
65. Tear off, haul and dispose of comp. shingles - Laminated	22.74 SQ	37.01	0.00	841.61	(0.00)	841.61
66. Roofing felt - 15 lb.	22.74 SQ	20.36	9.95	472.94	(354.70)	118.24
67. Drip edge	319.26 LF	1.56	16.83	514.88	(220.66)	294.22
68. Asphalt starter - universal starter course	150.72 LF	1.57	8.64	245.27	(183.95)	61.32
69. Laminated - comp. shingle rfg. - w/out felt	25.33 SQ	135.84	143.86	3,584.69	(1,792.35)	1,792.34
70. Continuous ridge vent - shingle-over style	80.94 LF	6.34	22.84	536.00	(229.72)	306.28
71. Ridge cap - composition shingles	80.94 LF	2.77	6.66	230.86	(138.52)	92.34
72. Flashing - pipe jack	1.00 EA	29.26	0.89	30.15	(12.92)	17.23

Totals: Roof- Bldg 8 **209.67 6,456.40 2,932.82 3,523.58**

Total: Roof- Bldg 8 **209.67 6,456.40 2,932.82 3,523.58**

Front Elevation- Bldg 8

DESCRIPTION	QUANTITY	UNIT PRICE	TAX	RCV	DEPREC.	ACV
No damage found related to April 12, 2020 date of occurrence.						

Totals: Front Elevation- Bldg 8 **0.00 0.00 0.00 0.00**

Right Elevation- Bldg 8

DESCRIPTION	QUANTITY	UNIT PRICE	TAX	RCV	DEPREC.	ACV
No damage found related to April 12, 2020 date of occurrence.						

Totals: Right Elevation- Bldg 8 **0.00 0.00 0.00 0.00**

Rear Elevation- Bldg 8

DESCRIPTION	QUANTITY	UNIT PRICE	TAX	RCV	DEPREC.	ACV
-------------	----------	------------	-----	-----	---------	-----

Total: Roof- Bldg 9 245.48 7,600.79 3,479.64 4,121.15

Front Elevation- Bldg 9

DESCRIPTION	QUANTITY	UNIT PRICE	TAX	RCV	DEPREC.	ACV
No damage found related to April 12, 2020 date of occurrence.						
Totals: Front Elevation- Bldg 9			0.00	0.00	0.00	0.00

Right Elevation- Bldg 9

DESCRIPTION	QUANTITY	UNIT PRICE	TAX	RCV	DEPREC.	ACV
No damage found related to April 12, 2020 date of occurrence.						
Totals: Right Elevation- Bldg 9			0.00	0.00	0.00	0.00

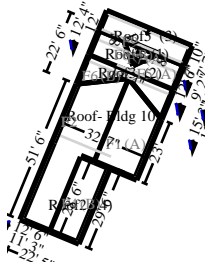
Rear Elevation- Bldg 9

DESCRIPTION	QUANTITY	UNIT PRICE	TAX	RCV	DEPREC.	ACV
No damage found related to April 12, 2020 date of occurrence.						
Totals: Rear Elevation- Bldg 9			0.00	0.00	0.00	0.00

Left Elevation- Bldg 9

DESCRIPTION	QUANTITY	UNIT PRICE	TAX	RCV	DEPREC.	ACV
No damage found related to April 12, 2020 date of occurrence.						
Totals: Left Elevation- Bldg 9			0.00	0.00	0.00	0.00
Total: Building 9			245.48	7,600.79	3,479.64	4,121.15

**Building 10
Roof- Bldg 10**



Roof- Bldg 10

2707.76 Surface Area
274.80 Total Perimeter Length

27.08 Number of Squares
100.46 Total Ridge Length

DESCRIPTION	QUANTITY	UNIT PRICE	TAX	RCV	DEPREC.	ACV
81. Tear off, haul and dispose of comp. shingles - Laminated	27.08 SQ	37.01	0.00	1,002.23	(0.00)	1,002.23
82. Roofing felt - 15 lb.	27.08 SQ	20.36	11.85	563.20	(422.40)	140.80
83. Drip edge	274.80 LF	1.56	14.49	443.18	(189.93)	253.25
84. Asphalt starter - universal starter course	136.58 LF	1.57	7.83	222.26	(166.69)	55.57
85. Laminated - comp. shingle rfg. - w/out felt	30.00 SQ	135.84	170.39	4,245.59	(2,122.80)	2,122.79
86. Continuous ridge vent - shingle-over style	100.46 LF	6.34	28.34	665.26	(285.12)	380.14
87. Ridge cap - composition shingles	100.46 LF	2.77	8.27	286.54	(171.92)	114.62
88. Flashing - pipe jack	1.00 EA	29.26	0.89	30.15	(12.92)	17.23
Totals: Roof- Bldg 10			242.06	7,458.41	3,371.78	4,086.63
Total: Roof- Bldg 10			242.06	7,458.41	3,371.78	4,086.63

Front Elevation- Bldg 10

DESCRIPTION	QUANTITY	UNIT PRICE	TAX	RCV	DEPREC.	ACV
No damage found related to April 12, 2020 date of occurrence.						
Totals: Front Elevation- Bldg 10			0.00	0.00	0.00	0.00

Right Elevation- Bldg 10

DESCRIPTION	QUANTITY	UNIT PRICE	TAX	RCV	DEPREC.	ACV
No damage found related to April 12, 2020 date of occurrence.						
Totals: Right Elevation- Bldg 10			0.00	0.00	0.00	0.00

Rear Elevation- Bldg 10

DESCRIPTION	QUANTITY	UNIT PRICE	TAX	RCV	DEPREC.	ACV
-------------	----------	------------	-----	-----	---------	-----

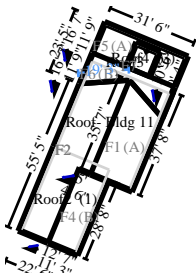
CONTINUED - Rear Elevation- Bldg 10

DESCRIPTION	QUANTITY	UNIT PRICE	TAX	RCV	DEPREC.	ACV
No damage found related to April 12, 2020 date of occurrence.						
Totals: Rear Elevation- Bldg 10			0.00	0.00	0.00	0.00

Left Elevation- Bldg 10

DESCRIPTION	QUANTITY	UNIT PRICE	TAX	RCV	DEPREC.	ACV
No damage found related to April 12, 2020 date of occurrence.						
Totals: Left Elevation- Bldg 10			0.00	0.00	0.00	0.00
Total: Building 10			242.06	7,458.41	3,371.78	4,086.63

Building 11
Roof- Bldg 11



Roof- Bldg 11

2717.01 Surface Area	27.17 Number of Squares
298.58 Total Perimeter Length	95.78 Total Ridge Length

DESCRIPTION	QUANTITY	UNIT PRICE	TAX	RCV	DEPREC.	ACV
89. Tear off, haul and dispose of comp. shingles - Laminated	27.17 SQ	37.01	0.00	1,005.56	(0.00)	1,005.56
90. Roofing felt - 15 lb.	27.17 SQ	20.36	11.89	565.07	(423.81)	141.26
91. Drip edge	298.58 LF	1.56	15.74	481.52	(206.37)	275.15
92. Asphalt starter - universal starter course	131.03 LF	1.57	7.51	213.23	(159.92)	53.31
93. Laminated - comp. shingle rfg. - w/out felt	30.00 SQ	135.84	170.39	4,245.59	(2,122.80)	2,122.79
94. Continuous ridge vent - shingle-over style	95.78 LF	6.34	27.02	634.27	(271.83)	362.44
95. Ridge cap - composition shingles	95.78 LF	2.77	7.88	273.19	(163.92)	109.27
96. Flashing - pipe jack	1.00 EA	29.26	0.89	30.15	(12.92)	17.23
Totals: Roof- Bldg 11			241.32	7,448.58	3,361.57	4,087.01

Total: Roof- Bldg 11 241.32 7,448.58 3,361.57 4,087.01

Front Elevation- Bldg 11

DESCRIPTION	QUANTITY	UNIT PRICE	TAX	RCV	DEPREC.	ACV
No damage found related to April 12, 2020 date of occurrence.						
Totals: Front Elevation- Bldg 11			0.00	0.00	0.00	0.00

Right Elevation- Bldg 11

DESCRIPTION	QUANTITY	UNIT PRICE	TAX	RCV	DEPREC.	ACV
No damage found related to April 12, 2020 date of occurrence.						
Totals: Right Elevation- Bldg 11			0.00	0.00	0.00	0.00

Rear Elevation- Bldg 11

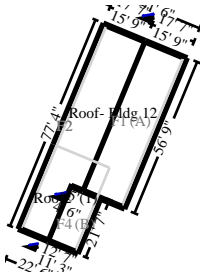
DESCRIPTION	QUANTITY	UNIT PRICE	TAX	RCV	DEPREC.	ACV
97. R&R Overhead door & hardware - 16' x 7'	1.00 EA	1,143.68	76.78	1,220.46	(498.57)	721.89
98. Material Only Clean siding*	25.00 SF	0.01	0.02	0.27	(0.00)	0.27
99. Cleaning Technician - per hour Labor to set up and clean siding.	3.00 HR	31.97	0.00	95.91	(0.00)	95.91
Totals: Rear Elevation- Bldg 11			76.80	1,316.64	498.57	818.07

Left Elevation- Bldg 11

DESCRIPTION	QUANTITY	UNIT PRICE	TAX	RCV	DEPREC.	ACV
No damage found related to April 12, 2020 date of occurrence.						
Totals: Left Elevation- Bldg 11			0.00	0.00	0.00	0.00

Total: Building 11 318.12 8,765.22 3,860.14 4,905.08

**Building 12
Roof- Bldg 12**



Roof- Bldg 12

2528.84 Surface Area
238.68 Total Perimeter Length

25.29 Number of Squares
78.33 Total Ridge Length

DESCRIPTION	QUANTITY	UNIT PRICE	TAX	RCV	DEPREC.	ACV
100. Tear off, haul and dispose of comp. shingles - Laminated	25.29 SQ	37.01	0.00	935.98	(0.00)	935.98
101. Roofing felt - 15 lb.	25.29 SQ	20.36	11.06	525.96	(394.48)	131.48
102. Drip edge	238.68 LF	1.56	12.58	384.92	(164.96)	219.96
103. Asphalt starter - universal starter course	155.67 LF	1.57	8.93	253.33	(190.00)	63.33
104. Laminated - comp. shingle rfg. - w/out felt	28.00 SQ	135.84	159.03	3,962.55	(1,981.28)	1,981.27
105. Continuous ridge vent - shingle-over style	78.33 LF	6.34	22.10	518.71	(222.30)	296.41
106. Ridge cap - composition shingles	78.33 LF	2.77	6.45	223.42	(134.05)	89.37
107. Flashing - pipe jack	1.00 EA	29.26	0.89	30.15	(12.92)	17.23
Totals: Roof- Bldg 12			221.04	6,835.02	3,099.99	3,735.03
Total: Roof- Bldg 12			221.04	6,835.02	3,099.99	3,735.03

Front Elevation- Bldg12

DESCRIPTION	QUANTITY	UNIT PRICE	TAX	RCV	DEPREC.	ACV
No damage found related to April 12, 2020 date of occurrence.						
Totals: Front Elevation- Bldg12			0.00	0.00	0.00	0.00

Right Elevation- Bldg 12

DESCRIPTION	QUANTITY	UNIT PRICE	TAX	RCV	DEPREC.	ACV
No damage found related to April 12, 2020 date of occurrence.						
Totals: Right Elevation- Bldg 12			0.00	0.00	0.00	0.00

Rear Elevation- Bldg 12

DESCRIPTION	QUANTITY	UNIT PRICE	TAX	RCV	DEPREC.	ACV
-------------	----------	------------	-----	-----	---------	-----

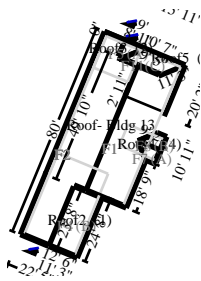
CONTINUED - Rear Elevation- Bldg 12

DESCRIPTION	QUANTITY	UNIT PRICE	TAX	RCV	DEPREC.	ACV
108. Material Only Clean siding*	25.00 SF	0.01	0.02	0.27	(0.00)	0.27
109. Cleaning Technician - per hour Labor to set up and clean siding.	3.00 HR	31.97	0.00	95.91	(0.00)	95.91
Totals: Rear Elevation- Bldg 12			0.02	96.18	0.00	96.18

Left Elevation- Bldg 12

DESCRIPTION	QUANTITY	UNIT PRICE	TAX	RCV	DEPREC.	ACV
No damage found related to April 12, 2020 date of occurrence.						
Totals: Left Elevation- Bldg 12			0.00	0.00	0.00	0.00
Total: Building 12			221.06	6,931.20	3,099.99	3,831.21

Building 13
Roof- Bldg 13



Roof- Bldg 13

2697.42 Surface Area	26.97 Number of Squares
280.82 Total Perimeter Length	89.19 Total Ridge Length
11.25 Total Hip Length	

DESCRIPTION	QUANTITY	UNIT PRICE	TAX	RCV	DEPREC.	ACV
110. Tear off, haul and dispose of comp. shingles - Laminated	26.97 SQ	37.01	0.00	998.16	(0.00)	998.16
111. Roofing felt - 15 lb.	26.97 SQ	20.36	11.80	560.91	(420.68)	140.23
112. Drip edge	280.82 LF	1.56	14.81	452.89	(194.10)	258.79
113. Asphalt starter - universal starter course	183.01 LF	1.57	10.50	297.83	(223.38)	74.45
114. Laminated - comp. shingle rfg. - w/out felt	30.00 SQ	135.84	170.39	4,245.59	(2,122.80)	2,122.79
115. Continuous ridge vent - shingle-over style	89.19 LF	6.34	25.16	590.62	(253.12)	337.50
116. Ridge cap - composition shingles	100.44 LF	2.77	8.27	286.49	(171.89)	114.60
117. Flashing - pipe jack	1.00 EA	29.26	0.89	30.15	(12.92)	17.23

CONTINUED - Roof- Bldg 13

DESCRIPTION	QUANTITY	UNIT PRICE	TAX	RCV	DEPREC.	ACV
Totals: Roof- Bldg 13			241.82	7,462.64	3,398.89	4,063.75
Total: Roof- Bldg 13			241.82	7,462.64	3,398.89	4,063.75

Front Elevation- Bldg 13

DESCRIPTION	QUANTITY	UNIT PRICE	TAX	RCV	DEPREC.	ACV
No damage found related to April 12, 2020 date of occurrence.						
Totals: Front Elevation- Bldg 13			0.00	0.00	0.00	0.00

Right Elevation- Bldg 13

DESCRIPTION	QUANTITY	UNIT PRICE	TAX	RCV	DEPREC.	ACV
No damage found related to April 12, 2020 date of occurrence.						
Totals: Right Elevation- Bldg 13			0.00	0.00	0.00	0.00

Rear Elevation- Bldg 13

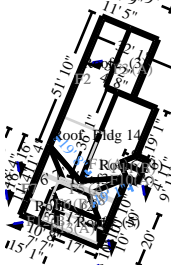
DESCRIPTION	QUANTITY	UNIT PRICE	TAX	RCV	DEPREC.	ACV
No damage found related to April 12, 2020 date of occurrence.						
Totals: Rear Elevation- Bldg 13			0.00	0.00	0.00	0.00

Left Elevation- Bldg 13

DESCRIPTION	QUANTITY	UNIT PRICE	TAX	RCV	DEPREC.	ACV
No damage found related to April 12, 2020 date of occurrence.						
Totals: Left Elevation- Bldg 13			0.00	0.00	0.00	0.00

Total: Building 13			241.82	7,462.64	3,398.89	4,063.75
--------------------	--	--	--------	----------	----------	----------

Building 14
Roof- Bldg 14



Roof- Bldg 14

2862.69 Surface Area	28.63 Number of Squares
257.60 Total Perimeter Length	91.50 Total Ridge Length
69.21 Total Hip Length	

DESCRIPTION	QUANTITY	UNIT PRICE	TAX	RCV	DEPREC.	ACV
118. Tear off, haul and dispose of comp. shingles - Laminated	28.63 SQ	37.01	0.00	1,059.60	(0.00)	1,059.60
119. Roofing felt - 15 lb.	28.63 SQ	20.36	12.53	595.44	(446.58)	148.86
120. Drip edge	257.60 LF	1.56	13.58	415.44	(178.05)	237.39
121. Asphalt starter - universal starter course	176.62 LF	1.57	10.13	287.42	(215.57)	71.85
122. Laminated - comp. shingle rfg. - w/out felt	31.67 SQ	135.84	179.87	4,481.92	(2,240.97)	2,240.95
123. Continuous ridge vent - shingle-over style	91.50 LF	6.34	25.81	605.92	(259.68)	346.24
124. Ridge cap - composition shingles	160.71 LF	2.77	13.23	458.40	(275.04)	183.36
125. Flashing - pipe jack	1.00 EA	29.26	0.89	30.15	(12.92)	17.23
Totals: Roof- Bldg 14			256.04	7,934.29	3,628.81	4,305.48
Total: Roof- Bldg 14			256.04	7,934.29	3,628.81	4,305.48

Front Elevation- Bldg 14

DESCRIPTION	QUANTITY	UNIT PRICE	TAX	RCV	DEPREC.	ACV
No damage found related to April 12, 2020 date of occurrence.						
Totals: Front Elevation- Bldg 14			0.00	0.00	0.00	0.00

Right Elevation- Bldg 14

DESCRIPTION	QUANTITY	UNIT PRICE	TAX	RCV	DEPREC.	ACV
No damage found related to April 12, 2020 date of occurrence.						
Totals: Right Elevation- Bldg 14			0.00	0.00	0.00	0.00

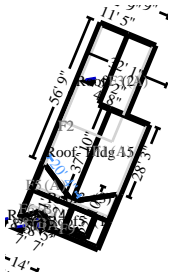
Rear Elevation- Bldg 14

DESCRIPTION	QUANTITY	UNIT PRICE	TAX	RCV	DEPREC.	ACV
No damage found related to April 12, 2020 date of occurrence.						
Totals: Rear Elevation- Bldg 14			0.00	0.00	0.00	0.00

Left Elevation- Bldg 14

DESCRIPTION	QUANTITY	UNIT PRICE	TAX	RCV	DEPREC.	ACV
No damage found related to April 12, 2020 date of occurrence.						
Totals: Left Elevation- Bldg 14			0.00	0.00	0.00	0.00
Total: Building 14			256.04	7,934.29	3,628.81	4,305.48

**Building 15
Roof- Bldg 15**



Roof- Bldg 15

2724.49 Surface Area	27.24 Number of Squares
310.30 Total Perimeter Length	104.07 Total Ridge Length

DESCRIPTION	QUANTITY	UNIT PRICE	TAX	RCV	DEPREC.	ACV
126. Tear off, haul and dispose of comp. shingles - Laminated	27.24 SQ	37.01	0.00	1,008.15	(0.00)	1,008.15
127. Roofing felt - 15 lb.	27.24 SQ	20.36	11.92	566.53	(424.90)	141.63
128. Drip edge	310.30 LF	1.56	16.36	500.43	(214.47)	285.96
129. Asphalt starter - universal starter course	162.25 LF	1.57	9.31	264.04	(198.03)	66.01
130. Laminated - comp. shingle rfg. - w/out felt	30.00 SQ	135.84	170.39	4,245.59	(2,122.80)	2,122.79
131. Continuous ridge vent - shingle-over style	104.07 LF	6.34	29.36	689.16	(295.35)	393.81
132. Ridge cap - composition shingles	104.07 LF	2.77	8.57	296.84	(178.10)	118.74
133. Flashing - pipe jack	1.00 EA	29.26	0.89	30.15	(12.92)	17.23
Totals: Roof- Bldg 15			246.80	7,600.89	3,446.57	4,154.32
Total: Roof- Bldg 15			246.80	7,600.89	3,446.57	4,154.32

Front Elevation- Bldg 15

DESCRIPTION	QUANTITY	UNIT PRICE	TAX	RCV	DEPREC.	ACV
No damage found related to April 12, 2020 date of occurrence.						
Totals: Front Elevation- Bldg 15			0.00	0.00	0.00	0.00

Right Elevation- Bldg 15

DESCRIPTION	QUANTITY	UNIT PRICE	TAX	RCV	DEPREC.	ACV
No damage found related to April 12, 2020 date of occurrence.						
Totals: Right Elevation- Bldg 15			0.00	0.00	0.00	0.00

Rear Elevation- Bldg 15

DESCRIPTION	QUANTITY	UNIT PRICE	TAX	RCV	DEPREC.	ACV
No damage found related to April 12, 2020 date of occurrence.						
Totals: Rear Elevation- Bldg 15			0.00	0.00	0.00	0.00

Left Elevation- Bldg 15

DESCRIPTION	QUANTITY	UNIT PRICE	TAX	RCV	DEPREC.	ACV
No damage found related to April 12, 2020 date of occurrence.						
Totals: Left Elevation- Bldg 15			0.00	0.00	0.00	0.00

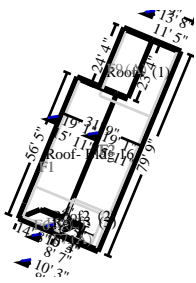
Totals: Building 15			246.80	7,600.89	3,446.57	4,154.32
---------------------	--	--	--------	----------	----------	----------

Building 16

Roof- Bldg 16

Roof- Bldg 16

2824.50 Surface Area	28.24 Number of Squares
267.30 Total Perimeter Length	78.76 Total Ridge Length
15.77 Total Hip Length	



DESCRIPTION	QUANTITY	UNIT PRICE	TAX	RCV	DEPREC.	ACV
20040779				5/12/2020		Page: 24

CONTINUED - Roof- Bldg 16

DESCRIPTION	QUANTITY	UNIT PRICE	TAX	RCV	DEPREC.	ACV
134. Tear off, haul and dispose of comp. shingles - Laminated	28.24 SQ	37.01	0.00	1,045.16	(0.00)	1,045.16
135. Roofing felt - 15 lb.	28.24 SQ	20.36	12.36	587.33	(440.50)	146.83
136. Drip edge	267.30 LF	1.56	14.09	431.08	(184.75)	246.33
137. Asphalt starter - universal starter course	179.17 LF	1.57	10.28	291.58	(218.69)	72.89
138. Laminated - comp. shingle rfg. - w/out felt	31.33 SQ	135.84	177.94	4,433.81	(2,216.91)	2,216.90
139. Continuous ridge vent - shingle-over style	78.76 LF	6.34	22.22	521.56	(223.52)	298.04
140. Ridge cap - composition shingles	94.52 LF	2.77	7.78	269.60	(161.76)	107.84
141. Flashing - pipe jack	1.00 EA	29.26	0.89	30.15	(12.92)	17.23
Totals: Roof- Bldg 16			245.56	7,610.27	3,459.05	4,151.22
Total: Roof- Bldg 16			245.56	7,610.27	3,459.05	4,151.22

Front Elevation- Bldg 16

DESCRIPTION	QUANTITY	UNIT PRICE	TAX	RCV	DEPREC.	ACV
No damage found related to April 12, 2020 date of occurrence.						
Totals: Front Elevation- Bldg 16			0.00	0.00	0.00	0.00

Right Elevation- Bldg 16

DESCRIPTION	QUANTITY	UNIT PRICE	TAX	RCV	DEPREC.	ACV
142. R&R Window screen, 1 - 9 SF	1.00 EA	38.91	3.05	41.96	(19.69)	22.27
Totals: Right Elevation- Bldg 16			3.05	41.96	19.69	22.27

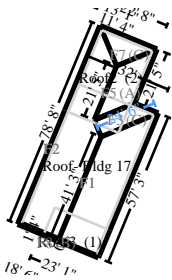
Rear Elevation- Bldg 16

DESCRIPTION	QUANTITY	UNIT PRICE	TAX	RCV	DEPREC.	ACV
No damage found related to April 12, 2020 date of occurrence.						
Totals: Rear Elevation- Bldg 16			0.00	0.00	0.00	0.00

Left Elevation- Bldg 16

DESCRIPTION	QUANTITY	UNIT PRICE	TAX	RCV	DEPREC.	ACV
No damage found related to April 12, 2020 date of occurrence.						
Totals: Left Elevation- Bldg 16			0.00	0.00	0.00	0.00
Total: Building 16			248.61	7,652.23	3,478.74	4,173.49

**Building 17
Roof- Bldg 17**



Roof- Bldg 17

2700.49 Surface Area	27.00 Number of Squares
241.10 Total Perimeter Length	62.73 Total Ridge Length
66.26 Total Hip Length	

DESCRIPTION	QUANTITY	UNIT PRICE	TAX	RCV	DEPREC.	ACV
143. Tear off, haul and dispose of comp. shingles - Laminated	27.00 SQ	37.01	0.00	999.27	(0.00)	999.27
144. Roofing felt - 15 lb.	27.00 SQ	20.36	11.81	561.53	(421.15)	140.38
145. Drip edge	241.10 LF	1.56	12.71	388.83	(166.64)	222.19
146. Asphalt starter - universal starter course	190.70 LF	1.57	10.94	310.34	(232.76)	77.58
147. Laminated - comp. shingle rfg. - w/out felt	30.00 SQ	135.84	170.39	4,245.59	(2,122.80)	2,122.79
148. Continuous ridge vent - shingle-over style	62.73 LF	6.34	17.70	415.41	(178.04)	237.37
149. Ridge cap - composition shingles	128.99 LF	2.77	10.62	367.92	(220.75)	147.17
150. Flashing - pipe jack	1.00 EA	29.26	0.89	30.15	(12.92)	17.23
Totals: Roof- Bldg 17			235.06	7,319.04	3,355.06	3,963.98
Total: Roof- Bldg 17			235.06	7,319.04	3,355.06	3,963.98

Front Elevation- Bldg 17

DESCRIPTION	QUANTITY	UNIT PRICE	TAX	RCV	DEPREC.	ACV
No damage found related to April 12, 2020 date of occurrence.						
Totals: Front Elevation- Bldg 17			0.00	0.00	0.00	0.00

Right Elevation- Bldg 17

DESCRIPTION	QUANTITY	UNIT PRICE	TAX	RCV	DEPREC.	ACV
No damage found related to April 12, 2020 date of occurrence.						
Totals: Right Elevation- Bldg 17			0.00	0.00	0.00	0.00

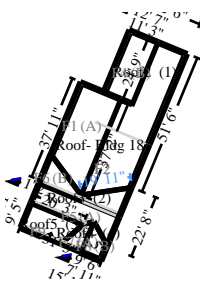
Rear Elevation- Bldg 17

DESCRIPTION	QUANTITY	UNIT PRICE	TAX	RCV	DEPREC.	ACV
No damage found related to April 12, 2020 date of occurrence.						
Totals: Rear Elevation- Bldg 17			0.00	0.00	0.00	0.00

Left Elevation- Bldg 17

DESCRIPTION	QUANTITY	UNIT PRICE	TAX	RCV	DEPREC.	ACV
151. R&R Downspout - aluminum - up to 5"*	12.00 LF	5.41	3.05	67.97	(38.33)	29.64
Totals: Left Elevation- Bldg 17			3.05	67.97	38.33	29.64
Total: Building 17			238.11	7,387.01	3,393.39	3,993.62

**Building 18
Roof- Bldg 18**



Roof- Bldg 18

2671.81	Surface Area	26.72	Number of Squares
267.29	Total Perimeter Length	105.32	Total Ridge Length

DESCRIPTION	QUANTITY	UNIT PRICE	TAX	RCV	DEPREC.	ACV
152. Tear off, haul and dispose of comp. shingles - Laminated	26.72 SQ	37.01	0.00	988.91	(0.00)	988.91
153. Roofing felt - 15 lb.	26.72 SQ	20.36	11.69	555.71	(416.79)	138.92
154. Drip edge	267.29 LF	1.56	14.09	431.06	(184.74)	246.32
155. Asphalt starter - universal starter course	135.39 LF	1.57	7.76	220.32	(165.24)	55.08
156. Laminated - comp. shingle rfg. - w/out felt	29.67 SQ	135.84	168.51	4,198.88	(2,099.45)	2,099.43

CONTINUED - Roof- Bldg 18

DESCRIPTION	QUANTITY	UNIT PRICE	TAX	RCV	DEPREC.	ACV
157. Continuous ridge vent - shingle-over style	105.32 LF	6.34	29.71	697.44	(298.90)	398.54
158. Ridge cap - composition shingles	105.32 LF	2.77	8.67	300.41	(180.24)	120.17
159. Flashing - pipe jack	1.00 EA	29.26	0.89	30.15	(12.92)	17.23
Totals: Roof- Bldg 18			241.32	7,422.88	3,358.28	4,064.60
Total: Roof- Bldg 18			241.32	7,422.88	3,358.28	4,064.60

Front Elevation- Bldg 18

DESCRIPTION	QUANTITY	UNIT PRICE	TAX	RCV	DEPREC.	ACV
No damage found related to April 12, 2020 date of occurrence.						
Totals: Front Elevation- Bldg 18			0.00	0.00	0.00	0.00

Right Elevation- Bldg 18

DESCRIPTION	QUANTITY	UNIT PRICE	TAX	RCV	DEPREC.	ACV
No damage found related to April 12, 2020 date of occurrence.						
Totals: Right Elevation- Bldg 18			0.00	0.00	0.00	0.00

Rear Elevation- Bldg 18

DESCRIPTION	QUANTITY	UNIT PRICE	TAX	RCV	DEPREC.	ACV
No damage found related to April 12, 2020 date of occurrence.						
Totals: Rear Elevation- Bldg 18			0.00	0.00	0.00	0.00

Left Elevation- Bldg 18

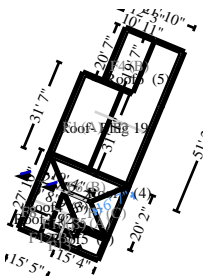
DESCRIPTION	QUANTITY	UNIT PRICE	TAX	RCV	DEPREC.	ACV
-------------	----------	------------	-----	-----	---------	-----

CONTINUED - Left Elevation- Bldg 18

DESCRIPTION	QUANTITY	UNIT PRICE	TAX	RCV	DEPREC.	ACV
160. R&R Downspout - aluminum - up to 5"*	12.00 LF	5.41	3.05	67.97	(38.33)	29.64
161. Material Only Clean siding*	25.00 SF	0.01	0.02	0.27	(0.00)	0.27
162. Cleaning Technician - per hour Labor to set up and clean siding.	3.00 HR	31.97	0.00	95.91	(0.00)	95.91
Totals: Left Elevation- Bldg 18			3.07	164.15	38.33	125.82
Total: Building 18			244.39	7,587.03	3,396.61	4,190.42

Building 19

Roof- Bldg 19



Roof- Bldg 19

2596.46 Surface Area	25.96 Number of Squares
310.01 Total Perimeter Length	77.25 Total Ridge Length
50.34 Total Hip Length	

DESCRIPTION	QUANTITY	UNIT PRICE	TAX	RCV	DEPREC.	ACV
163. Tear off, haul and dispose of comp. shingles - Laminated	25.96 SQ	37.01	0.00	960.78	(0.00)	960.78
164. Roofing felt - 15 lb.	25.96 SQ	20.36	11.36	539.91	(404.93)	134.98
165. Drip edge	310.01 LF	1.56	16.35	499.97	(214.28)	285.69
166. Asphalt starter - universal starter course	216.48 LF	1.57	12.42	352.29	(264.21)	88.08
167. Laminated - comp. shingle rfg. - w/out felt	28.67 SQ	135.84	162.83	4,057.36	(2,028.69)	2,028.67
168. Continuous ridge vent - shingle-over style	77.25 LF	6.34	21.79	511.56	(219.24)	292.32
169. Ridge cap - composition shingles	127.59 LF	2.77	10.50	363.92	(218.35)	145.57
170. Flashing - pipe jack	1.00 EA	29.26	0.89	30.15	(12.92)	17.23
Totals: Roof- Bldg 19			236.14	7,315.94	3,362.62	3,953.32
Total: Roof- Bldg 19			236.14	7,315.94	3,362.62	3,953.32

Front Elevation- Bldg 19

DESCRIPTION	QUANTITY	UNIT PRICE	TAX	RCV	DEPREC.	ACV
171. R&R Shutters - simulated wood (polystyrene)	1.00 EA	105.01	5.01	110.02	(52.88)	57.14
Totals: Front Elevation- Bldg 19			5.01	110.02	52.88	57.14

Right Elevation- Bldg 19

DESCRIPTION	QUANTITY	UNIT PRICE	TAX	RCV	DEPREC.	ACV
No damage found related to April 12, 2020 date of occurrence.						
Totals: Right Elevation- Bldg 19			0.00	0.00	0.00	0.00

Rear Elevation- Bldg 19

DESCRIPTION	QUANTITY	UNIT PRICE	TAX	RCV	DEPREC.	ACV
No damage found related to April 12, 2020 date of occurrence.						
Totals: Rear Elevation- Bldg 19			0.00	0.00	0.00	0.00

Left Elevation- Bldg 19

DESCRIPTION	QUANTITY	UNIT PRICE	TAX	RCV	DEPREC.	ACV
No damage found related to April 12, 2020 date of occurrence.						
Totals: Left Elevation- Bldg 19			0.00	0.00	0.00	0.00

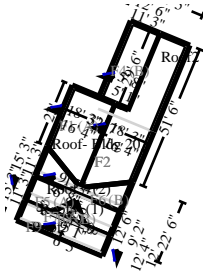
Total: Building 19			241.15	7,425.96	3,415.50	4,010.46
---------------------------	--	--	---------------	-----------------	-----------------	-----------------

Building 20

Roof- Bldg 20

Roof- Bldg 20

2707.76 Surface Area	27.08 Number of Squares
274.80 Total Perimeter Length	101.46 Total Ridge Length



DESCRIPTION	QUANTITY	UNIT PRICE	TAX	RCV	DEPREC.	ACV
20040779				5/12/2020		Page: 30

CONTINUED - Roof- Bldg 20

DESCRIPTION	QUANTITY	UNIT PRICE	TAX	RCV	DEPREC.	ACV
172. Tear off, haul and dispose of comp. shingles - Laminated	27.08 SQ	37.01	0.00	1,002.23	(0.00)	1,002.23
173. Roofing felt - 15 lb.	27.08 SQ	20.36	11.85	563.20	(422.40)	140.80
174. Drip edge	274.80 LF	1.56	14.49	443.18	(189.93)	253.25
175. Asphalt starter - universal starter course	136.58 LF	1.57	7.83	222.26	(166.69)	55.57
176. Laminated - comp. shingle rfg. - w/out felt	30.00 SQ	135.84	170.39	4,245.59	(2,122.80)	2,122.79
177. Continuous ridge vent - shingle-over style	101.46 LF	6.34	28.62	671.88	(287.95)	383.93
178. Ridge cap - composition shingles	101.46 LF	2.77	8.35	289.39	(173.63)	115.76
179. Flashing - pipe jack	1.00 EA	29.26	0.89	30.15	(12.92)	17.23
Totals: Roof- Bldg 20			242.42	7,467.88	3,376.32	4,091.56
Total: Roof- Bldg 20			242.42	7,467.88	3,376.32	4,091.56

Front Elevation- Bldg 20

DESCRIPTION	QUANTITY	UNIT PRICE	TAX	RCV	DEPREC.	ACV
No damage found related to April 12, 2020 date of occurrence.						
Totals: Front Elevation- Bldg 20			0.00	0.00	0.00	0.00

Right Elevation- Bldg 20

DESCRIPTION	QUANTITY	UNIT PRICE	TAX	RCV	DEPREC.	ACV
No damage found related to April 12, 2020 date of occurrence.						
Totals: Right Elevation- Bldg 20			0.00	0.00	0.00	0.00

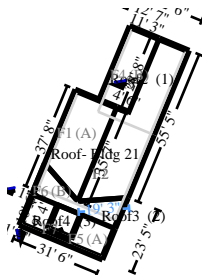
Rear Elevation- Bldg 20

DESCRIPTION	QUANTITY	UNIT PRICE	TAX	RCV	DEPREC.	ACV
No damage found related to April 12, 2020 date of occurrence.						
Totals: Rear Elevation- Bldg 20			0.00	0.00	0.00	0.00

Left Elevation- Bldg 20

DESCRIPTION	QUANTITY	UNIT PRICE	TAX	RCV	DEPREC.	ACV
No damage found related to April 12, 2020 date of occurrence.						
Totals: Left Elevation- Bldg 20			0.00	0.00	0.00	0.00
Total: Building 20			242.42	7,467.88	3,376.32	4,091.56

**Building 21
Roof- Bldg 21**



Roof- Bldg 21

2717.01 Surface Area	27.17 Number of Squares
298.58 Total Perimeter Length	95.78 Total Ridge Length

DESCRIPTION	QUANTITY	UNIT PRICE	TAX	RCV	DEPREC.	ACV
No damage found related to April 12, 2020 date of occurrence.						
Totals: Roof- Bldg 21			0.00	0.00	0.00	0.00

Front Elevation- Bldg 21

DESCRIPTION	QUANTITY	UNIT PRICE	TAX	RCV	DEPREC.	ACV
180. R&R Gutter - aluminum - up to 5"*	30.00 LF	5.41	7.63	169.93	(95.84)	74.09
Totals: Front Elevation- Bldg 21			7.63	169.93	95.84	74.09

Right Elevation- Bldg 21

DESCRIPTION	QUANTITY	UNIT PRICE	TAX	RCV	DEPREC.	ACV
No damage found related to April 12, 2020 date of occurrence.						
Totals: Right Elevation- Bldg 21			0.00	0.00	0.00	0.00

Rear Elevation- Bldg 21

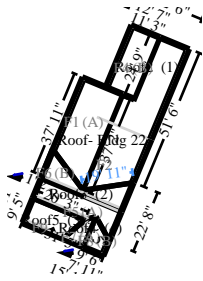
DESCRIPTION	QUANTITY	UNIT PRICE	TAX	RCV	DEPREC.	ACV
No damage found related to April 12, 2020 date of occurrence.						
Totals: Rear Elevation- Bldg 21			0.00	0.00	0.00	0.00

Left Elevation- Bldg 21

DESCRIPTION	QUANTITY	UNIT PRICE	TAX	RCV	DEPREC.	ACV
No damage found related to April 12, 2020 date of occurrence.						
Totals: Left Elevation- Bldg 21			0.00	0.00	0.00	0.00
Total: Building 21			7.63	169.93	95.84	74.09

Building 22

Roof- Bldg 22



Roof- Bldg 22

2671.81 Surface Area	26.72 Number of Squares
267.29 Total Perimeter Length	105.32 Total Ridge Length

DESCRIPTION	QUANTITY	UNIT PRICE	TAX	RCV	DEPREC.	ACV
No damage found related to April 12, 2020 date of occurrence.						
Totals: Roof- Bldg 22			0.00	0.00	0.00	0.00

Front Elevation- Bldg 22

DESCRIPTION	QUANTITY	UNIT PRICE	TAX	RCV	DEPREC.	ACV
181. R&R Gutter - aluminum - up to 5"*	32.00 LF	5.41	8.14	181.26	(102.22)	79.04
Totals: Front Elevation- Bldg 22			8.14	181.26	102.22	79.04

Right Elevation- Bldg 22

DESCRIPTION	QUANTITY	UNIT PRICE	TAX	RCV	DEPREC.	ACV
No damage found related to April 12, 2020 date of occurrence.						
Totals: Right Elevation- Bldg 22			0.00	0.00	0.00	0.00

Rear Elevation- Bldg 22

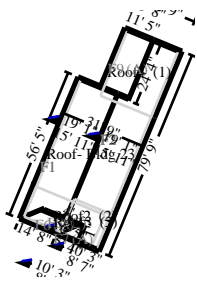
DESCRIPTION	QUANTITY	UNIT PRICE	TAX	RCV	DEPREC.	ACV
No damage found related to April 12, 2020 date of occurrence.						
Totals: Rear Elevation- Bldg 22			0.00	0.00	0.00	0.00

Left Elevation- Bldg 22

DESCRIPTION	QUANTITY	UNIT PRICE	TAX	RCV	DEPREC.	ACV
No damage found related to April 12, 2020 date of occurrence.						
Totals: Left Elevation- Bldg 22			0.00	0.00	0.00	0.00
Total: Building 22			8.14	181.26	102.22	79.04

Building 23

Roof- Bldg 23



Roof- Bldg 23

2824.50 Surface Area	28.24 Number of Squares
267.30 Total Perimeter Length	79.76 Total Ridge Length
17.33 Total Hip Length	

DESCRIPTION	QUANTITY	UNIT PRICE	TAX	RCV	DEPREC.	ACV
182. Tear off, haul and dispose of comp. shingles - Laminated	28.24 SQ	37.01	0.00	1,045.16	(0.00)	1,045.16
183. Roofing felt - 15 lb.	28.24 SQ	20.36	12.36	587.33	(440.50)	146.83
184. Drip edge	267.30 LF	1.56	14.09	431.08	(184.75)	246.33
185. Asphalt starter - universal starter course	179.17 LF	1.57	10.28	291.58	(218.69)	72.89
186. Laminated - comp. shingle rfg. - w/out felt	31.33 SQ	135.84	177.94	4,433.81	(2,216.91)	2,216.90

CONTINUED - Roof- Bldg 23

DESCRIPTION	QUANTITY	UNIT PRICE	TAX	RCV	DEPREC.	ACV
187. Continuous ridge vent - shingle-over style	79.76 LF	6.34	22.50	528.18	(226.36)	301.82
188. Ridge cap - composition shingles	97.08 LF	2.77	7.99	276.90	(166.14)	110.76
189. Flashing - pipe jack	1.00 EA	29.26	0.89	30.15	(12.92)	17.23
Totals: Roof- Bldg 23			246.05	7,624.19	3,466.27	4,157.92
Total: Roof- Bldg 23			246.05	7,624.19	3,466.27	4,157.92

Front Elevation- Bldg 23

DESCRIPTION	QUANTITY	UNIT PRICE	TAX	RCV	DEPREC.	ACV
No damage found related to April 12, 2020 date of occurrence.						
Totals: Front Elevation- Bldg 23			0.00	0.00	0.00	0.00

Right Elevation- Bldg 23

DESCRIPTION	QUANTITY	UNIT PRICE	TAX	RCV	DEPREC.	ACV
No damage found related to April 12, 2020 date of occurrence.						
Totals: Right Elevation- Bldg 23			0.00	0.00	0.00	0.00

Rear Elevation- Bldg 23

DESCRIPTION	QUANTITY	UNIT PRICE	TAX	RCV	DEPREC.	ACV
No damage found related to April 12, 2020 date of occurrence.						
Totals: Rear Elevation- Bldg 23			0.00	0.00	0.00	0.00

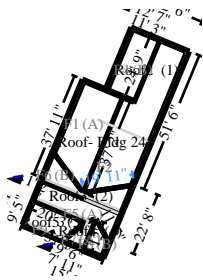
Left Elevation- Bldg 23

DESCRIPTION	QUANTITY	UNIT PRICE	TAX	RCV	DEPREC.	ACV
-------------	----------	------------	-----	-----	---------	-----

CONTINUED - Left Elevation- Bldg 23

DESCRIPTION	QUANTITY	UNIT PRICE	TAX	RCV	DEPREC.	ACV
No damage found related to April 12, 2020 date of occurrence.						
Totals: Left Elevation- Bldg 23			0.00	0.00	0.00	0.00
Total: Building 23			246.05	7,624.19	3,466.27	4,157.92

Building 24
Roof- Bldg 24



Roof- Bldg 24

2671.81 Surface Area	26.72 Number of Squares
267.29 Total Perimeter Length	105.32 Total Ridge Length

DESCRIPTION	QUANTITY	UNIT PRICE	TAX	RCV	DEPREC.	ACV
190. Tear off, haul and dispose of comp. shingles - Laminated	26.72 SQ	37.01	0.00	988.91	(0.00)	988.91
191. Roofing felt - 15 lb.	26.72 SQ	20.36	11.69	555.71	(416.79)	138.92
192. Drip edge	267.29 LF	1.56	14.09	431.06	(184.74)	246.32
193. Asphalt starter - universal starter course	135.39 LF	1.57	7.76	220.32	(165.24)	55.08
194. Laminated - comp. shingle rfg. - w/out felt	29.67 SQ	135.84	168.51	4,198.88	(2,099.45)	2,099.43
195. Continuous ridge vent - shingle-over style	105.32 LF	6.34	29.71	697.44	(298.90)	398.54
196. Ridge cap - composition shingles	105.32 LF	2.77	8.67	300.41	(180.24)	120.17
197. Flashing - pipe jack	1.00 EA	29.26	0.89	30.15	(12.92)	17.23
Totals: Roof- Bldg 24			241.32	7,422.88	3,358.28	4,064.60
Total: Roof- Bldg 24			241.32	7,422.88	3,358.28	4,064.60

Front Elevation- Bldg 24

DESCRIPTION	QUANTITY	UNIT PRICE	TAX	RCV	DEPREC.	ACV
No damage found related to April 12, 2020 date of occurrence.						

CONTINUED - Front Elevation- Bldg 24

DESCRIPTION	QUANTITY	UNIT PRICE	TAX	RCV	DEPREC.	ACV
Totals: Front Elevation- Bldg 24			0.00	0.00	0.00	0.00

Right Elevation- Bldg 24

DESCRIPTION	QUANTITY	UNIT PRICE	TAX	RCV	DEPREC.	ACV
No damage found related to April 12, 2020 date of occurrence.						
Totals: Right Elevation- Bldg 24			0.00	0.00	0.00	0.00

Rear Elevation- Bldg 24

DESCRIPTION	QUANTITY	UNIT PRICE	TAX	RCV	DEPREC.	ACV
No damage found related to April 12, 2020 date of occurrence.						
Totals: Rear Elevation- Bldg 24			0.00	0.00	0.00	0.00

Left Elevation- Bldg 24

DESCRIPTION	QUANTITY	UNIT PRICE	TAX	RCV	DEPREC.	ACV
No damage found related to April 12, 2020 date of occurrence.						
Totals: Left Elevation- Bldg 24			0.00	0.00	0.00	0.00
Total: Building 24			241.32	7,422.88	3,358.28	4,064.60

Building 25
Roof- Bldg 25

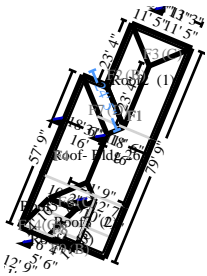
CONTINUED - Rear Elevation- Bldg 25

DESCRIPTION	QUANTITY	UNIT PRICE	TAX	RCV	DEPREC.	ACV
No damage found related to April 12, 2020 date of occurrence.						
Totals: Rear Elevation- Bldg 25			0.00	0.00	0.00	0.00

Left Elevation- Bldg 25

DESCRIPTION	QUANTITY	UNIT PRICE	TAX	RCV	DEPREC.	ACV
No damage found related to April 12, 2020 date of occurrence.						
Totals: Left Elevation- Bldg 25			0.00	0.00	0.00	0.00
Total: Building 25			245.48	7,600.79	3,479.64	4,121.15

Building 26
Roof- Bldg 26



Roof- Bldg 26

2731.51 Surface Area	27.32 Number of Squares
241.87 Total Perimeter Length	60.04 Total Ridge Length
104.65 Total Hip Length	

DESCRIPTION	QUANTITY	UNIT PRICE	TAX	RCV	DEPREC.	ACV
206. Tear off, haul and dispose of comp. shingles - Laminated	27.32 SQ	37.01	0.00	1,011.11	(0.00)	1,011.11
207. Roofing felt - 15 lb.	27.32 SQ	20.36	11.95	568.19	(426.14)	142.05
208. Drip edge	241.87 LF	1.56	12.75	390.07	(167.17)	222.90
209. Asphalt starter - universal starter course	209.00 LF	1.57	11.99	340.12	(255.09)	85.03
210. Laminated - comp. shingle rfg. - w/out felt	30.33 SQ	135.84	172.26	4,292.29	(2,146.15)	2,146.14
211. Continuous ridge vent - shingle-over style	60.04 LF	6.34	16.94	397.59	(170.40)	227.19
212. Ridge cap - composition shingles	164.69 LF	2.77	13.56	469.75	(281.85)	187.90
213. Flashing - pipe jack	2.00 EA	29.26	1.78	60.30	(25.84)	34.46
Totals: Roof- Bldg 26			241.23	7,529.42	3,472.64	4,056.78

Total: Roof- Bldg 26 **241.23** **7,529.42** **3,472.64** **4,056.78**

Front Elevation- Bldg 26

DESCRIPTION	QUANTITY	UNIT PRICE	TAX	RCV	DEPREC.	ACV
No damage found related to April 12, 2020 date of occurrence.						
Totals: Front Elevation- Bldg 26			0.00	0.00	0.00	0.00

Right Elevation- Bldg 26

DESCRIPTION	QUANTITY	UNIT PRICE	TAX	RCV	DEPREC.	ACV
No damage found related to April 12, 2020 date of occurrence.						
Totals: Right Elevation- Bldg 26			0.00	0.00	0.00	0.00

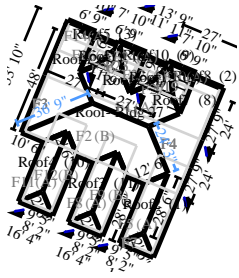
Rear Elevation- Bldg 26

DESCRIPTION	QUANTITY	UNIT PRICE	TAX	RCV	DEPREC.	ACV
214. R&R Downspout - aluminum - up to 5"*	12.00 LF	5.41	3.05	67.97	(38.33)	29.64
Totals: Rear Elevation- Bldg 26			3.05	67.97	38.33	29.64

Left Elevation- Bldg 26

DESCRIPTION	QUANTITY	UNIT PRICE	TAX	RCV	DEPREC.	ACV
No damage found related to April 12, 2020 date of occurrence.						
Totals: Left Elevation- Bldg 26			0.00	0.00	0.00	0.00
Total: Building 26			244.28	7,597.39	3,510.97	4,086.42

Building 27
Roof- Bldg 27



Roof- Bldg 27

6241.69 Surface Area	62.42 Number of Squares
480.56 Total Perimeter Length	170.64 Total Ridge Length
167.81 Total Hip Length	

DESCRIPTION	QUANTITY	UNIT PRICE	TAX	RCV	DEPREC.	ACV
215. Tear off, haul and dispose of comp. shingles - Laminated	62.42 SQ	37.01	0.00	2,310.16	(0.00)	2,310.16
216. Roofing felt - 15 lb.	62.42 SQ	20.36	27.31	1,298.18	(973.63)	324.55
217. Drip edge	480.56 LF	1.56	25.34	775.01	(332.15)	442.86
218. Asphalt starter - universal starter course	366.85 LF	1.57	21.04	596.99	(447.74)	149.25
219. Laminated - comp. shingle rfg. - w/out felt	68.67 SQ	135.84	390.01	9,718.14	(4,859.08)	4,859.06
220. Continuous ridge vent - shingle-over style	170.64 LF	6.34	48.14	1,130.00	(484.28)	645.72
221. Ridge cap - composition shingles	338.45 LF	2.77	27.86	965.37	(579.23)	386.14
222. Flashing - pipe jack	6.00 EA	29.26	5.33	180.89	(77.52)	103.37

Totals: Roof- Bldg 27 **545.03 16,974.74 7,753.63 9,221.11**

Total: Roof- Bldg 27 **545.03 16,974.74 7,753.63 9,221.11**

Front Elevation- Bldg 27

DESCRIPTION	QUANTITY	UNIT PRICE	TAX	RCV	DEPREC.	ACV
No damage found related to April 12, 2020 date of occurrence.						

Totals: Front Elevation- Bldg 27 **0.00 0.00 0.00 0.00**

Right Elevation- Bldg 27

DESCRIPTION	QUANTITY	UNIT PRICE	TAX	RCV	DEPREC.	ACV
No damage found related to April 12, 2020 date of occurrence.						

Totals: Right Elevation- Bldg 27 **0.00 0.00 0.00 0.00**

Rear Elevation- Bldg 27

DESCRIPTION	QUANTITY	UNIT PRICE	TAX	RCV	DEPREC.	ACV
-------------	----------	------------	-----	-----	---------	-----

Total: Roof- Bldg 28 576.25 17,920.25 8,205.94 9,714.31

Front Elevation- Bldg 28

DESCRIPTION	QUANTITY	UNIT PRICE	TAX	RCV	DEPREC.	ACV
232. R&R Window screen, 1 - 9 SF	1.00 EA	38.91	3.05	41.96	(19.69)	22.27
Totals: Front Elevation- Bldg 28			3.05	41.96	19.69	22.27

Right Elevation- Bldg 28

DESCRIPTION	QUANTITY	UNIT PRICE	TAX	RCV	DEPREC.	ACV
No damage found related to April 12, 2020 date of occurrence.						
Totals: Right Elevation- Bldg 28			0.00	0.00	0.00	0.00


Rear Elevation- Bldg 28

DESCRIPTION	QUANTITY	UNIT PRICE	TAX	RCV	DEPREC.	ACV
No damage found related to April 12, 2020 date of occurrence.						
Totals: Rear Elevation- Bldg 28			0.00	0.00	0.00	0.00

Left Elevation- Bldg 28

DESCRIPTION	QUANTITY	UNIT PRICE	TAX	RCV	DEPREC.	ACV
No damage found related to April 12, 2020 date of occurrence.						
Totals: Left Elevation- Bldg 28			0.00	0.00	0.00	0.00
Total: Building 28			579.30	17,962.21	8,225.63	9,736.58

Building 29
Roof- Bldg 29



Roof- Bldg 29

6241.70 Surface Area	62.42 Number of Squares
480.78 Total Perimeter Length	170.64 Total Ridge Length
167.81 Total Hip Length	

DESCRIPTION	QUANTITY	UNIT PRICE	TAX	RCV	DEPREC.	ACV
233. Tear off, haul and dispose of comp. shingles - Laminated	62.42 SQ	37.01	0.00	2,310.16	(0.00)	2,310.16
234. Roofing felt - 15 lb.	62.42 SQ	20.36	27.31	1,298.18	(973.63)	324.55
235. Drip edge	480.78 LF	1.56	25.35	775.37	(332.30)	443.07
236. Asphalt starter - universal starter course	366.85 LF	1.57	21.04	596.99	(447.74)	149.25
237. Laminated - comp. shingle rfg. - w/out felt	68.67 SQ	135.84	390.01	9,718.14	(4,859.08)	4,859.06
238. Continuous ridge vent - shingle-over style	170.64 LF	6.34	48.14	1,130.00	(484.28)	645.72
239. Ridge cap - composition shingles	338.45 LF	2.77	27.86	965.37	(579.23)	386.14
240. Flashing - pipe jack	6.00 EA	29.26	5.33	180.89	(77.52)	103.37
Totals: Roof- Bldg 29			545.04	16,975.10	7,753.78	9,221.32
Total: Roof- Bldg 29			545.04	16,975.10	7,753.78	9,221.32

Front Elevation- Bldg 29

DESCRIPTION	QUANTITY	UNIT PRICE	TAX	RCV	DEPREC.	ACV
No damage found related to April 12, 2020 date of occurrence.						
Totals: Front Elevation- Bldg 29			0.00	0.00	0.00	0.00

Right Elevation- Bldg 29

DESCRIPTION	QUANTITY	UNIT PRICE	TAX	RCV	DEPREC.	ACV
No damage found related to April 12, 2020 date of occurrence.						
Totals: Right Elevation- Bldg 29			0.00	0.00	0.00	0.00

Rear Elevation- Bldg 29

DESCRIPTION	QUANTITY	UNIT PRICE	TAX	RCV	DEPREC.	ACV
-------------	----------	------------	-----	-----	---------	-----

Total: Roof- Bldg 30 246.37 7,630.94 3,492.56 4,138.38

Front Elevation- Bldg 30

DESCRIPTION	QUANTITY	UNIT PRICE	TAX	RCV	DEPREC.	ACV
No damage found related to April 12, 2020 date of occurrence.						
Totals: Front Elevation- Bldg 30			0.00	0.00	0.00	0.00

Right Elevation- Bldg 30

DESCRIPTION	QUANTITY	UNIT PRICE	TAX	RCV	DEPREC.	ACV
250. R&R Exterior light fixture	2.00 EA	84.17	7.77	176.11	(119.19)	56.92
Totals: Right Elevation- Bldg 30			7.77	176.11	119.19	56.92

Rear Elevation- Bldg 30

DESCRIPTION	QUANTITY	UNIT PRICE	TAX	RCV	DEPREC.	ACV
No damage found related to April 12, 2020 date of occurrence.						
Totals: Rear Elevation- Bldg 30			0.00	0.00	0.00	0.00

Left Elevation- Bldg 30

DESCRIPTION	QUANTITY	UNIT PRICE	TAX	RCV	DEPREC.	ACV
No damage found related to April 12, 2020 date of occurrence.						
Totals: Left Elevation- Bldg 30			0.00	0.00	0.00	0.00
Total: Building 30			254.14	7,807.05	3,611.75	4,195.30

**Building 31
Roof- Bldg 31**

Total: Roof-Bldg 32 247.16 7,610.36 3,451.12 4,159.24

Front Elevation-Bldg 32

DESCRIPTION	QUANTITY	UNIT PRICE	TAX	RCV	DEPREC.	ACV
No damage found related to April 12, 2020 date of occurrence.						
Totals: Front Elevation-Bldg 32			0.00	0.00	0.00	0.00

Right Elevation-Bldg 32

DESCRIPTION	QUANTITY	UNIT PRICE	TAX	RCV	DEPREC.	ACV
No damage found related to April 12, 2020 date of occurrence.						
Totals: Right Elevation-Bldg 32			0.00	0.00	0.00	0.00

Rear Elevation-Bldg 32

DESCRIPTION	QUANTITY	UNIT PRICE	TAX	RCV	DEPREC.	ACV
No damage found related to April 12, 2020 date of occurrence.						
Totals: Rear Elevation-Bldg 32			0.00	0.00	0.00	0.00

Left Elevation-Bldg 32

DESCRIPTION	QUANTITY	UNIT PRICE	TAX	RCV	DEPREC.	ACV
No damage found related to April 12, 2020 date of occurrence.						
Totals: Left Elevation-Bldg 32			0.00	0.00	0.00	0.00
Total: Building 32			247.16	7,610.36	3,451.12	4,159.24

Building 33
Roof-Bldg 33

CONTINUED - Rear Elevation-Bldg 33

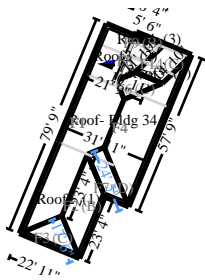
DESCRIPTION	QUANTITY	UNIT PRICE	TAX	RCV	DEPREC.	ACV
No damage found related to April 12, 2020 date of occurrence.						
Totals: Rear Elevation-Bldg 33			0.00	0.00	0.00	0.00

Left Elevation-Bldg 33

DESCRIPTION	QUANTITY	UNIT PRICE	TAX	RCV	DEPREC.	ACV
No damage found related to April 12, 2020 date of occurrence.						
Totals: Left Elevation-Bldg 33			0.00	0.00	0.00	0.00
Total: Building 33			241.32	7,422.88	3,358.28	4,064.60

Building 34
Roof-Bldg 34

Roof- Bldg 34



2731.51 Surface Area	27.32 Number of Squares
241.87 Total Perimeter Length	60.04 Total Ridge Length
104.65 Total Hip Length	

DESCRIPTION	QUANTITY	UNIT PRICE	TAX	RCV	DEPREC.	ACV
275. Tear off, haul and dispose of comp. shingles - Laminated	27.32 SQ	37.01	0.00	1,011.11	(0.00)	1,011.11
276. Roofing felt - 15 lb.	27.32 SQ	20.36	11.95	568.19	(426.14)	142.05
277. Drip edge	241.87 LF	1.56	12.75	390.07	(167.17)	222.90
278. Asphalt starter - universal starter course	209.00 LF	1.57	11.99	340.12	(255.09)	85.03
279. Laminated - comp. shingle rfg. - w/out felt	30.33 SQ	135.84	172.26	4,292.29	(2,146.15)	2,146.14
280. Continuous ridge vent - shingle-over style	60.04 LF	6.34	16.94	397.59	(170.40)	227.19
281. Ridge cap - composition shingles	164.69 LF	2.77	13.56	469.75	(281.85)	187.90
282. Flashing - pipe jack	1.00 EA	29.26	0.89	30.15	(12.92)	17.23
Totals: Roof- Bldg 34			240.34	7,499.27	3,459.72	4,039.55

Total: Roof-Bldg 34 240.34 7,499.27 3,459.72 4,039.55

Front Elevation-Bldg 34

DESCRIPTION	QUANTITY	UNIT PRICE	TAX	RCV	DEPREC.	ACV
No damage found related to April 12, 2020 date of occurrence.						
Totals: Front Elevation-Bldg 34			0.00	0.00	0.00	0.00

Right Elevation-Bldg 34

DESCRIPTION	QUANTITY	UNIT PRICE	TAX	RCV	DEPREC.	ACV
No damage found related to April 12, 2020 date of occurrence.						
Totals: Right Elevation-Bldg 34			0.00	0.00	0.00	0.00

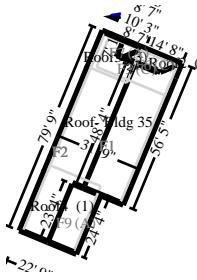
Rear Elevation-Bldg 34

DESCRIPTION	QUANTITY	UNIT PRICE	TAX	RCV	DEPREC.	ACV
283. R&R Downspout - aluminum - up to 5"*	12.00 LF	5.41	3.05	67.97	(38.33)	29.64
Totals: Rear Elevation-Bldg 34			3.05	67.97	38.33	29.64

Left Elevation-Bldg 34

DESCRIPTION	QUANTITY	UNIT PRICE	TAX	RCV	DEPREC.	ACV
No damage found related to April 12, 2020 date of occurrence.						
Totals: Left Elevation-Bldg 34			0.00	0.00	0.00	0.00
Total: Building 34			243.39	7,567.24	3,498.05	4,069.19

Building 35
Roof-Bldg 35



Roof- Bldg 35

2824.50 Surface Area	28.24 Number of Squares
267.30 Total Perimeter Length	78.76 Total Ridge Length
15.77 Total Hip Length	

DESCRIPTION	QUANTITY	UNIT PRICE	TAX	RCV	DEPREC.	ACV
284. Tear off, haul and dispose of comp. shingles - Laminated	28.24 SQ	37.01	0.00	1,045.16	(0.00)	1,045.16
285. Roofing felt - 15 lb.	28.24 SQ	20.36	12.36	587.33	(440.50)	146.83
286. Drip edge	267.30 LF	1.56	14.09	431.08	(184.75)	246.33
287. Asphalt starter - universal starter course	179.17 LF	1.57	10.28	291.58	(218.69)	72.89
288. Laminated - comp. shingle rfg. - w/out felt	31.33 SQ	135.84	177.94	4,433.81	(2,216.91)	2,216.90
289. Continuous ridge vent - shingle-over style	78.76 LF	6.34	22.22	521.56	(223.52)	298.04
290. Ridge cap - composition shingles	94.52 LF	2.77	7.78	269.60	(161.76)	107.84
291. Flashing - pipe jack	1.00 EA	29.26	0.89	30.15	(12.92)	17.23
Totals: Roof- Bldg 35			245.56	7,610.27	3,459.05	4,151.22
Total: Roof-Bldg 35			245.56	7,610.27	3,459.05	4,151.22

Front Elevation-Bldg 35

DESCRIPTION	QUANTITY	UNIT PRICE	TAX	RCV	DEPREC.	ACV
No damage found related to April 12, 2020 date of occurrence.						
Totals: Front Elevation-Bldg 35			0.00	0.00	0.00	0.00

Right Elevation-Bldg 35

DESCRIPTION	QUANTITY	UNIT PRICE	TAX	RCV	DEPREC.	ACV
No damage found related to April 12, 2020 date of occurrence.						
Totals: Right Elevation-Bldg 35			0.00	0.00	0.00	0.00

Rear Elevation-Bldg 35

DESCRIPTION	QUANTITY	UNIT PRICE	TAX	RCV	DEPREC.	ACV
-------------	----------	------------	-----	-----	---------	-----

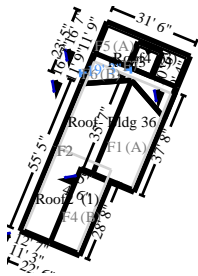
CONTINUED - Rear Elevation-Bldg 35

DESCRIPTION	QUANTITY	UNIT PRICE	TAX	RCV	DEPREC.	ACV
No damage found related to April 12, 2020 date of occurrence.						
Totals: Rear Elevation-Bldg 35			0.00	0.00	0.00	0.00

Left Elevation-Bldg 35

DESCRIPTION	QUANTITY	UNIT PRICE	TAX	RCV	DEPREC.	ACV
No damage found related to April 12, 2020 date of occurrence.						
Totals: Left Elevation-Bldg 35			0.00	0.00	0.00	0.00
Total: Building 35			245.56	7,610.27	3,459.05	4,151.22

Building 36
Roof-Bldg36



Roof- Bldg 36

2717.01 Surface Area	27.17 Number of Squares
298.58 Total Perimeter Length	95.78 Total Ridge Length

DESCRIPTION	QUANTITY	UNIT PRICE	TAX	RCV	DEPREC.	ACV
292. Tear off, haul and dispose of comp. shingles - Laminated	27.17 SQ	37.01	0.00	1,005.56	(0.00)	1,005.56
293. Roofing felt - 15 lb.	27.17 SQ	20.36	11.89	565.07	(423.81)	141.26
294. Drip edge	298.58 LF	1.56	15.74	481.52	(206.37)	275.15
295. Asphalt starter - universal starter course	131.03 LF	1.57	7.51	213.23	(159.92)	53.31
296. Laminated - comp. shingle rfg. - w/out felt	30.00 SQ	135.84	170.39	4,245.59	(2,122.80)	2,122.79
297. Continuous ridge vent - shingle-over style	95.78 LF	6.34	27.02	634.27	(271.83)	362.44
298. Ridge cap - composition shingles	95.78 LF	2.77	7.88	273.19	(163.92)	109.27
299. Flashing - pipe jack	1.00 EA	29.26	0.89	30.15	(12.92)	17.23
Totals: Roof- Bldg 36			241.32	7,448.58	3,361.57	4,087.01

Total: Roof-Bldg36 241.32 7,448.58 3,361.57 4,087.01

Front Elevation-Bldg 36

DESCRIPTION	QUANTITY	UNIT PRICE	TAX	RCV	DEPREC.	ACV
No damage found related to April 12, 2020 date of occurrence.						
Totals: Front Elevation-Bldg 36			0.00	0.00	0.00	0.00

Right Elevation-Bldg 36

DESCRIPTION	QUANTITY	UNIT PRICE	TAX	RCV	DEPREC.	ACV
No damage found related to April 12, 2020 date of occurrence.						
Totals: Right Elevation-Bldg 36			0.00	0.00	0.00	0.00

Rear Elevation-Bldg 36

DESCRIPTION	QUANTITY	UNIT PRICE	TAX	RCV	DEPREC.	ACV
No damage found related to April 12, 2020 date of occurrence.						
Totals: Rear Elevation-Bldg 36			0.00	0.00	0.00	0.00

Left Elevation-Bldg 36

DESCRIPTION	QUANTITY	UNIT PRICE	TAX	RCV	DEPREC.	ACV
No damage found related to April 12, 2020 date of occurrence.						
Totals: Left Elevation-Bldg 36			0.00	0.00	0.00	0.00
Total: Building 36			241.32	7,448.58	3,361.57	4,087.01

Building 37
Roof-Bldg 37

CONTINUED - Rear Elevation-Bldg 37

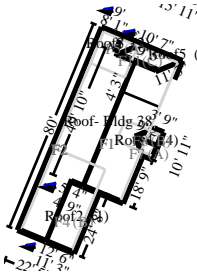
DESCRIPTION	QUANTITY	UNIT PRICE	TAX	RCV	DEPREC.	ACV
No damage found related to April 12, 2020 date of occurrence.						
Totals: Rear Elevation-Bldg 37			0.00	0.00	0.00	0.00

Left Elevation-Bldg 37

DESCRIPTION	QUANTITY	UNIT PRICE	TAX	RCV	DEPREC.	ACV
No damage found related to April 12, 2020 date of occurrence.						
Totals: Left Elevation-Bldg 37			0.00	0.00	0.00	0.00

Total: Building 37			236.14	7,315.94	3,362.62	3,953.32
---------------------------	--	--	---------------	-----------------	-----------------	-----------------

**Building 38
Roof-Bldg 38**



Roof- Bldg 38

2697.42	Surface Area	26.97	Number of Squares
268.15	Total Perimeter Length	90.19	Total Ridge Length
11.25	Total Hip Length		

DESCRIPTION	QUANTITY	UNIT PRICE	TAX	RCV	DEPREC.	ACV
No damage found related to April 12, 2020 date of occurrence.						
Totals: Roof- Bldg 38			0.00	0.00	0.00	0.00

Front Elevation-Bldg 38

DESCRIPTION	QUANTITY	UNIT PRICE	TAX	RCV	DEPREC.	ACV
No damage found related to April 12, 2020 date of occurrence.						
Totals: Front Elevation-Bldg 38			0.00	0.00	0.00	0.00

Right Elevation-Bldg 38

DESCRIPTION	QUANTITY	UNIT PRICE	TAX	RCV	DEPREC.	ACV
No damage found related to April 12, 2020 date of occurrence.						
Totals: Right Elevation-Bldg 38			0.00	0.00	0.00	0.00

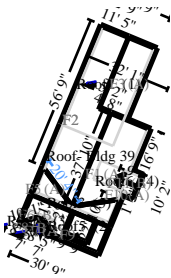
Rear Elevation-Bldg 38

DESCRIPTION	QUANTITY	UNIT PRICE	TAX	RCV	DEPREC.	ACV
No damage found related to April 12, 2020 date of occurrence.						
Totals: Rear Elevation-Bldg 38			0.00	0.00	0.00	0.00

Left Elevation-Bldg 38

DESCRIPTION	QUANTITY	UNIT PRICE	TAX	RCV	DEPREC.	ACV
No damage found related to April 12, 2020 date of occurrence.						
Totals: Left Elevation-Bldg 38			0.00	0.00	0.00	0.00

**Building 39
Roof-Bldg 39**



Roof- Bldg 39

2769.19 Surface Area	27.69 Number of Squares
319.34 Total Perimeter Length	114.09 Total Ridge Length

DESCRIPTION	QUANTITY	UNIT PRICE	TAX	RCV	DEPREC.	ACV
308. Tear off, haul and dispose of comp. shingles - Laminated	27.69 SQ	37.01	0.00	1,024.81	(0.00)	1,024.81
309. Roofing felt - 15 lb.	27.69 SQ	20.36	12.11	575.88	(431.91)	143.97
310. Drip edge	319.34 LF	1.56	16.84	515.01	(220.72)	294.29
311. Asphalt starter - universal starter course	159.87 LF	1.57	9.17	260.17	(195.13)	65.04
312. Laminated - comp. shingle rfg. - w/out felt	30.67 SQ	135.84	174.19	4,340.40	(2,170.21)	2,170.19
313. Continuous ridge vent - shingle-over style	114.09 LF	6.34	32.19	755.52	(323.80)	431.72
314. Ridge cap - composition shingles	114.09 LF	2.77	9.39	325.42	(195.25)	130.17

CONTINUED - Roof- Bldg 39

DESCRIPTION	QUANTITY	UNIT PRICE	TAX	RCV	DEPREC.	ACV
315. Flashing - pipe jack	1.00 EA	29.26	0.89	30.15	(12.92)	17.23
Totals: Roof- Bldg 39			254.78	7,827.36	3,549.94	4,277.42
Total: Roof-Bldg 39			254.78	7,827.36	3,549.94	4,277.42

Front Elevation-Bldg 39

DESCRIPTION	QUANTITY	UNIT PRICE	TAX	RCV	DEPREC.	ACV
316. R&R Vinyl window - double hung, 13-19 sf	1.00 EA	333.96	24.17	358.13	(171.33)	186.80
317. R&R Downspout - aluminum - up to 5"*	15.00 LF	5.41	3.82	84.97	(47.92)	37.05
Totals: Front Elevation-Bldg 39			27.99	443.10	219.25	223.85

Right Elevation-Bldg 39

DESCRIPTION	QUANTITY	UNIT PRICE	TAX	RCV	DEPREC.	ACV
No damage found related to April 12, 2020 date of occurrence.						
Totals: Right Elevation-Bldg 39			0.00	0.00	0.00	0.00

Rear Elevation-Bldg 39

DESCRIPTION	QUANTITY	UNIT PRICE	TAX	RCV	DEPREC.	ACV
No damage found related to April 12, 2020 date of occurrence.						
Totals: Rear Elevation-Bldg 39			0.00	0.00	0.00	0.00

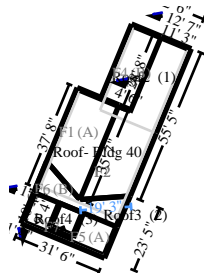
Left Elevation-Bldg 39

DESCRIPTION	QUANTITY	UNIT PRICE	TAX	RCV	DEPREC.	ACV
No damage found related to April 12, 2020 date of occurrence.						

CONTINUED - Left Elevation-Bldg 39

DESCRIPTION	QUANTITY	UNIT PRICE	TAX	RCV	DEPREC.	ACV
Totals: Left Elevation-Bldg 39			0.00	0.00	0.00	0.00
Total: Building 39			282.77	8,270.46	3,769.19	4,501.27

Building 40
Roof-Bldg 40



Roof- Bldg 40

2717.01 Surface Area	27.17 Number of Squares
298.58 Total Perimeter Length	95.78 Total Ridge Length

DESCRIPTION	QUANTITY	UNIT PRICE	TAX	RCV	DEPREC.	ACV
318. Tear off, haul and dispose of comp. shingles - Laminated	27.17 SQ	37.01	0.00	1,005.56	(0.00)	1,005.56
319. Roofing felt - 15 lb.	27.17 SQ	20.36	11.89	565.07	(423.81)	141.26
320. Drip edge	298.58 LF	1.56	15.74	481.52	(206.37)	275.15
321. Asphalt starter - universal starter course	131.03 LF	1.57	7.51	213.23	(159.92)	53.31
322. Laminated - comp. shingle rfg. - w/out felt	30.00 SQ	135.84	170.39	4,245.59	(2,122.80)	2,122.79
323. Continuous ridge vent - shingle-over style	95.78 LF	6.34	27.02	634.27	(271.83)	362.44
324. Ridge cap - composition shingles	95.78 LF	2.77	7.88	273.19	(163.92)	109.27
325. Flashing - pipe jack	1.00 EA	29.26	0.89	30.15	(12.92)	17.23
Totals: Roof- Bldg 40			241.32	7,448.58	3,361.57	4,087.01
Total: Roof-Bldg 40			241.32	7,448.58	3,361.57	4,087.01

Front Elevation-Bldg 40

DESCRIPTION	QUANTITY	UNIT PRICE	TAX	RCV	DEPREC.	ACV
No damage found related to April 12, 2020 date of occurrence.						
Totals: Front Elevation-Bldg 40			0.00	0.00	0.00	0.00

Right Elevation-Bldg 40

DESCRIPTION	QUANTITY	UNIT PRICE	TAX	RCV	DEPREC.	ACV
No damage found related to April 12, 2020 date of occurrence.						
Totals: Right Elevation-Bldg 40			0.00	0.00	0.00	0.00

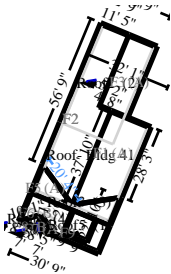
Rear Elevation-Bldg 40

DESCRIPTION	QUANTITY	UNIT PRICE	TAX	RCV	DEPREC.	ACV
No damage found related to April 12, 2020 date of occurrence.						
Totals: Rear Elevation-Bldg 40			0.00	0.00	0.00	0.00

Left Elevation-Bldg 40

DESCRIPTION	QUANTITY	UNIT PRICE	TAX	RCV	DEPREC.	ACV
No damage found related to April 12, 2020 date of occurrence.						
Totals: Left Elevation-Bldg 40			0.00	0.00	0.00	0.00
Total: Building 40			241.32	7,448.58	3,361.57	4,087.01

**Building 41
Roof-Bldg 41**



Roof- Bldg 41

2724.49 Surface Area	27.24 Number of Squares
310.30 Total Perimeter Length	105.07 Total Ridge Length

DESCRIPTION	QUANTITY	UNIT PRICE	TAX	RCV	DEPREC.	ACV
326. Tear off, haul and dispose of comp. shingles - Laminated	27.24 SQ	37.01	0.00	1,008.15	(0.00)	1,008.15
327. Roofing felt - 15 lb.	27.24 SQ	20.36	11.92	566.53	(424.90)	141.63
328. Drip edge	310.30 LF	1.56	16.36	500.43	(214.47)	285.96
329. Asphalt starter - universal starter course	162.25 LF	1.57	9.31	264.04	(198.03)	66.01
330. Laminated - comp. shingle rfg. - w/out felt	30.00 SQ	135.84	170.39	4,245.59	(2,122.80)	2,122.79

CONTINUED - Roof- Bldg 41

DESCRIPTION	QUANTITY	UNIT PRICE	TAX	RCV	DEPREC.	ACV
331. Continuous ridge vent - shingle-over style	105.07 LF	6.34	29.64	695.78	(298.19)	397.59
332. Ridge cap - composition shingles	105.07 LF	2.77	8.65	299.69	(179.81)	119.88
333. Flashing - pipe jack	1.00 EA	29.26	0.89	30.15	(12.92)	17.23
Totals: Roof- Bldg 41			247.16	7,610.36	3,451.12	4,159.24
Total: Roof-Bldg 41			247.16	7,610.36	3,451.12	4,159.24

Front Elevation-Bldg 41

DESCRIPTION	QUANTITY	UNIT PRICE	TAX	RCV	DEPREC.	ACV
No damage found related to April 12, 2020 date of occurrence.						
Totals: Front Elevation-Bldg 41			0.00	0.00	0.00	0.00

Right Elevation-Bldg 41

DESCRIPTION	QUANTITY	UNIT PRICE	TAX	RCV	DEPREC.	ACV
No damage found related to April 12, 2020 date of occurrence.						
Totals: Right Elevation-Bldg 41			0.00	0.00	0.00	0.00

Rear Elevation-Bldg 41

DESCRIPTION	QUANTITY	UNIT PRICE	TAX	RCV	DEPREC.	ACV
No damage found related to April 12, 2020 date of occurrence.						
Totals: Rear Elevation-Bldg 41			0.00	0.00	0.00	0.00

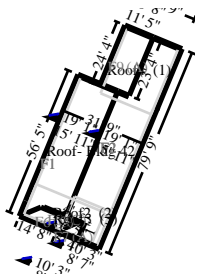
Left Elevation-Bldg 41

DESCRIPTION	QUANTITY	UNIT PRICE	TAX	RCV	DEPREC.	ACV
-------------	----------	------------	-----	-----	---------	-----

CONTINUED - Left Elevation-Bldg 41

DESCRIPTION	QUANTITY	UNIT PRICE	TAX	RCV	DEPREC.	ACV
No damage found related to April 12, 2020 date of occurrence.						
Totals: Left Elevation-Bldg 41			0.00	0.00	0.00	0.00
Total: Building 41			247.16	7,610.36	3,451.12	4,159.24

Building 42
Roof-Bldg 42



Roof- Bldg 42

2824.50 Surface Area	28.24 Number of Squares
267.30 Total Perimeter Length	78.76 Total Ridge Length
15.77 Total Hip Length	

DESCRIPTION	QUANTITY	UNIT PRICE	TAX	RCV	DEPREC.	ACV
No damage found related to April 12, 2020 date of occurrence.						
Totals: Roof- Bldg 42			0.00	0.00	0.00	0.00

Front Elevation-Bldg 42

DESCRIPTION	QUANTITY	UNIT PRICE	TAX	RCV	DEPREC.	ACV
No damage found related to April 12, 2020 date of occurrence.						
Totals: Front Elevation-Bldg 42			0.00	0.00	0.00	0.00

Right Elevation-Bldg 42

DESCRIPTION	QUANTITY	UNIT PRICE	TAX	RCV	DEPREC.	ACV
No damage found related to April 12, 2020 date of occurrence.						
Totals: Right Elevation-Bldg 42			0.00	0.00	0.00	0.00

Rear Elevation-Bldg 42

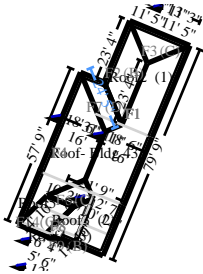
DESCRIPTION	QUANTITY	UNIT PRICE	TAX	RCV	DEPREC.	ACV
No damage found related to April 12, 2020 date of occurrence.						
Totals: Rear Elevation-Bldg 42			0.00	0.00	0.00	0.00

Left Elevation-Bldg 42

DESCRIPTION	QUANTITY	UNIT PRICE	TAX	RCV	DEPREC.	ACV
No damage found related to April 12, 2020 date of occurrence.						
Totals: Left Elevation-Bldg 42			0.00	0.00	0.00	0.00

Building 43

Roof-Bldg 43



Roof- Bldg 43

2731.51 Surface Area	27.32 Number of Squares
241.87 Total Perimeter Length	60.04 Total Ridge Length
104.65 Total Hip Length	

DESCRIPTION	QUANTITY	UNIT PRICE	TAX	RCV	DEPREC.	ACV
334. Tear off, haul and dispose of comp. shingles - Laminated	27.32 SQ	37.01	0.00	1,011.11	(0.00)	1,011.11
335. Roofing felt - 15 lb.	27.32 SQ	20.36	11.95	568.19	(426.14)	142.05
336. Drip edge	241.87 LF	1.56	12.75	390.07	(167.17)	222.90
337. Asphalt starter - universal starter course	209.00 LF	1.57	11.99	340.12	(255.09)	85.03
338. Laminated - comp. shingle rfg. - w/out felt	30.33 SQ	135.84	172.26	4,292.29	(2,146.15)	2,146.14
339. Continuous ridge vent - shingle-over style	60.04 LF	6.34	16.94	397.59	(170.40)	227.19
340. Ridge cap - composition shingles	164.69 LF	2.77	13.56	469.75	(281.85)	187.90
341. Flashing - pipe jack	1.00 EA	29.26	0.89	30.15	(12.92)	17.23
Totals: Roof- Bldg 43			240.34	7,499.27	3,459.72	4,039.55
Total: Roof-Bldg 43			240.34	7,499.27	3,459.72	4,039.55

Front Elevation-Bldg 43

DESCRIPTION	QUANTITY	UNIT PRICE	TAX	RCV	DEPREC.	ACV
No damage found related to April 12, 2020 date of occurrence.						
Totals: Front Elevation-Bldg 43			0.00	0.00	0.00	0.00

Right Elevation-Bldg 43

DESCRIPTION	QUANTITY	UNIT PRICE	TAX	RCV	DEPREC.	ACV
No damage found related to April 12, 2020 date of occurrence.						
Totals: Right Elevation-Bldg 43			0.00	0.00	0.00	0.00

Rear Elevation-Bldg 43

DESCRIPTION	QUANTITY	UNIT PRICE	TAX	RCV	DEPREC.	ACV
No damage found related to April 12, 2020 date of occurrence.						
Totals: Rear Elevation-Bldg 43			0.00	0.00	0.00	0.00

Left Elevation-Bldg 43

DESCRIPTION	QUANTITY	UNIT PRICE	TAX	RCV	DEPREC.	ACV
No damage found related to April 12, 2020 date of occurrence.						
Totals: Left Elevation-Bldg 43			0.00	0.00	0.00	0.00

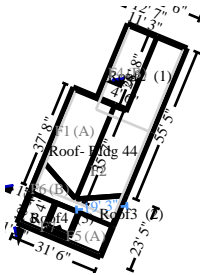
Total: Building 43			240.34	7,499.27	3,459.72	4,039.55
---------------------------	--	--	---------------	-----------------	-----------------	-----------------

Building 44

Roof-Bldg 44

Roof- Bldg 44

2717.01 Surface Area	27.17 Number of Squares
298.58 Total Perimeter Length	95.78 Total Ridge Length



DESCRIPTION	QUANTITY	UNIT PRICE	TAX	RCV	DEPREC.	ACV
20040779					5/12/2020	Page: 65

CONTINUED - Roof- Bldg 44

DESCRIPTION	QUANTITY	UNIT PRICE	TAX	RCV	DEPREC.	ACV
342. Tear off, haul and dispose of comp. shingles - Laminated	27.17 SQ	37.01	0.00	1,005.56	(0.00)	1,005.56
343. Roofing felt - 15 lb.	27.17 SQ	20.36	11.89	565.07	(423.81)	141.26
344. Drip edge	298.58 LF	1.56	15.74	481.52	(206.37)	275.15
345. Asphalt starter - universal starter course	131.03 LF	1.57	7.51	213.23	(159.92)	53.31
346. Laminated - comp. shingle rfg. - w/out felt	30.00 SQ	135.84	170.39	4,245.59	(2,122.80)	2,122.79
347. Continuous ridge vent - shingle-over style	95.78 LF	6.34	27.02	634.27	(271.83)	362.44
348. Ridge cap - composition shingles	95.78 LF	2.77	7.88	273.19	(163.92)	109.27
349. Flashing - pipe jack	1.00 EA	29.26	0.89	30.15	(12.92)	17.23
Totals: Roof- Bldg 44			241.32	7,448.58	3,361.57	4,087.01
Total: Roof-Bldg 44			241.32	7,448.58	3,361.57	4,087.01

Front Elevation-Bldg 44

DESCRIPTION	QUANTITY	UNIT PRICE	TAX	RCV	DEPREC.	ACV
350. R&R Downspout - aluminum - up to 5"*	15.00 LF	5.41	3.82	84.97	(47.92)	37.05
Totals: Front Elevation-Bldg 44			3.82	84.97	47.92	37.05

Right Elevation-Bldg 44

DESCRIPTION	QUANTITY	UNIT PRICE	TAX	RCV	DEPREC.	ACV
No damage found related to April 12, 2020 date of occurrence.						
Totals: Right Elevation-Bldg 44			0.00	0.00	0.00	0.00

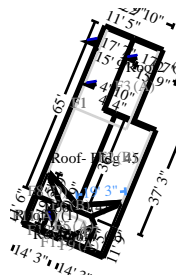
Rear Elevation-Bldg 44

DESCRIPTION	QUANTITY	UNIT PRICE	TAX	RCV	DEPREC.	ACV
No damage found related to April 12, 2020 date of occurrence.						
Totals: Rear Elevation-Bldg 44			0.00	0.00	0.00	0.00

Left Elevation-Bldg 44

DESCRIPTION	QUANTITY	UNIT PRICE	TAX	RCV	DEPREC.	ACV
No damage found related to April 12, 2020 date of occurrence.						
Totals: Left Elevation-Bldg 44			0.00	0.00	0.00	0.00
Total: Building 44			245.14	7,533.55	3,409.49	4,124.06

**Building 45
Roof-Bldg 45**



Roof- Bldg 45

2637.36 Surface Area	26.37 Number of Squares
253.82 Total Perimeter Length	95.73 Total Ridge Length
42.55 Total Hip Length	

DESCRIPTION	QUANTITY	UNIT PRICE	TAX	RCV	DEPREC.	ACV
351. Tear off, haul and dispose of comp. shingles - Laminated	26.37 SQ	37.01	0.00	975.95	(0.00)	975.95
352. Roofing felt - 15 lb.	26.37 SQ	20.36	11.54	548.43	(411.33)	137.10
353. Drip edge	253.82 LF	1.56	13.38	409.34	(175.43)	233.91
354. Asphalt starter - universal starter course	163.67 LF	1.57	9.39	266.35	(199.76)	66.59
355. Laminated - comp. shingle rfg. - w/out felt	29.33 SQ	135.84	166.58	4,150.77	(2,075.39)	2,075.38
356. Continuous ridge vent - shingle-over style	95.73 LF	6.34	27.01	633.94	(271.69)	362.25
357. Ridge cap - composition shingles	138.28 LF	2.77	11.38	394.42	(236.65)	157.77
358. Flashing - pipe jack	1.00 EA	29.26	0.89	30.15	(12.92)	17.23
Totals: Roof- Bldg 45			240.17	7,409.35	3,383.17	4,026.18
Total: Roof-Bldg 45			240.17	7,409.35	3,383.17	4,026.18

Front Elevation-Bldg 45

DESCRIPTION	QUANTITY	UNIT PRICE	TAX	RCV	DEPREC.	ACV
No damage found related to April 12, 2020 date of occurrence.						
Totals: Front Elevation-Bldg 45			0.00	0.00	0.00	0.00

CONTINUED - Roof- Bldg 46

DESCRIPTION	QUANTITY	UNIT PRICE	TAX	RCV	DEPREC.	ACV
364. Continuous ridge vent - shingle-over style	190.77 LF	6.34	53.82	1,263.30	(541.42)	721.88
365. Ridge cap - composition shingles	374.01 LF	2.77	30.79	1,066.80	(640.08)	426.72
366. Flashing - pipe jack	6.00 EA	29.26	5.33	180.89	(77.52)	103.37
Totals: Roof- Bldg 46			576.25	17,920.25	8,205.94	9,714.31
Total: Roof-Bldg 46			576.25	17,920.25	8,205.94	9,714.31

Front Elevation-Bldg 46

DESCRIPTION	QUANTITY	UNIT PRICE	TAX	RCV	DEPREC.	ACV
367. R&R Gutter - aluminum - up to 5"*	15.00 LF	5.41	3.82	84.97	(47.92)	37.05
368. R&R Shutters - simulated wood (polystyrene)	1.00 EA	105.01	5.01	110.02	(52.88)	57.14
Totals: Front Elevation-Bldg 46			8.83	194.99	100.80	94.19

Right Elevation-Bldg 46

DESCRIPTION	QUANTITY	UNIT PRICE	TAX	RCV	DEPREC.	ACV
No damage found related to April 12, 2020 date of occurrence.						
Totals: Right Elevation-Bldg 46			0.00	0.00	0.00	0.00

Rear Elevation-Bldg 46

DESCRIPTION	QUANTITY	UNIT PRICE	TAX	RCV	DEPREC.	ACV
No damage found related to April 12, 2020 date of occurrence.						
Totals: Rear Elevation-Bldg 46			0.00	0.00	0.00	0.00

Left Elevation-Bldg 46

DESCRIPTION	QUANTITY	UNIT PRICE	TAX	RCV	DEPREC.	ACV
20040779					5/12/2020	Page: 69

CONTINUED - Front Elevation-Bldg 47

DESCRIPTION	QUANTITY	UNIT PRICE	TAX	RCV	DEPREC.	ACV
Totals: Front Elevation-Bldg 47			0.00	0.00	0.00	0.00

Right Elevation-Bldg 47

DESCRIPTION	QUANTITY	UNIT PRICE	TAX	RCV	DEPREC.	ACV
No damage found related to April 12, 2020 date of occurrence.						
Totals: Right Elevation-Bldg 47			0.00	0.00	0.00	0.00

Rear Elevation-Bldg 47

DESCRIPTION	QUANTITY	UNIT PRICE	TAX	RCV	DEPREC.	ACV
No damage found related to April 12, 2020 date of occurrence.						
Totals: Rear Elevation-Bldg 47			0.00	0.00	0.00	0.00

Left Elevation-Bldg 47

DESCRIPTION	QUANTITY	UNIT PRICE	TAX	RCV	DEPREC.	ACV
No damage found related to April 12, 2020 date of occurrence.						
Totals: Left Elevation-Bldg 47			0.00	0.00	0.00	0.00
Total: Building 47			545.04	16,975.10	7,753.78	9,221.32

Building 48
Roof-Bldg 48

CONTINUED - Rear Elevation-Bldg 48

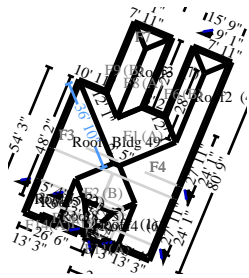
DESCRIPTION	QUANTITY	UNIT PRICE	TAX	RCV	DEPREC.	ACV
No damage found related to April 12, 2020 date of occurrence.						
Totals: Rear Elevation-Bldg 48			0.00	0.00	0.00	0.00

Left Elevation-Bldg 48

DESCRIPTION	QUANTITY	UNIT PRICE	TAX	RCV	DEPREC.	ACV
No damage found related to April 12, 2020 date of occurrence.						
Totals: Left Elevation-Bldg 48			0.00	0.00	0.00	0.00
Total: Building 48			397.75	12,318.10	5,613.42	6,704.68

Building 49

Roof-Bldg 49



Roof- Bldg 49

4170.71 Surface Area	41.71 Number of Squares
353.51 Total Perimeter Length	98.42 Total Ridge Length
142.98 Total Hip Length	

DESCRIPTION	QUANTITY	UNIT PRICE	TAX	RCV	DEPREC.	ACV
386. Tear off, haul and dispose of comp. shingles - Laminated	41.71 SQ	37.01	0.00	1,543.69	(0.00)	1,543.69
387. Roofing felt - 15 lb.	41.71 SQ	20.36	18.25	867.47	(650.61)	216.86
388. Drip edge	353.51 LF	1.56	18.64	570.12	(244.34)	325.78
389. Asphalt starter - universal starter course	278.08 LF	1.57	15.95	452.54	(339.40)	113.14
390. Laminated - comp. shingle rfg. - w/out felt	46.00 SQ	135.84	261.26	6,509.90	(3,254.95)	3,254.95
391. Continuous ridge vent - shingle-over style	98.42 LF	6.34	27.77	651.75	(279.32)	372.43
392. Ridge cap - composition shingles	241.39 LF	2.77	19.87	688.52	(413.11)	275.41
393. Flashing - pipe jack	4.00 EA	29.26	3.55	120.59	(51.68)	68.91
Totals: Roof- Bldg 49			365.29	11,404.58	5,233.41	6,171.17

Total: Roof-Bldg 49 365.29 11,404.58 5,233.41 6,171.17

Front Elevation-Bldg 49

DESCRIPTION	QUANTITY	UNIT PRICE	TAX	RCV	DEPREC.	ACV
No damage found related to April 12, 2020 date of occurrence.						
Totals: Front Elevation-Bldg 49			0.00	0.00	0.00	0.00

Right Elevation-Bldg 49

DESCRIPTION	QUANTITY	UNIT PRICE	TAX	RCV	DEPREC.	ACV
No damage found related to April 12, 2020 date of occurrence.						
Totals: Right Elevation-Bldg 49			0.00	0.00	0.00	0.00

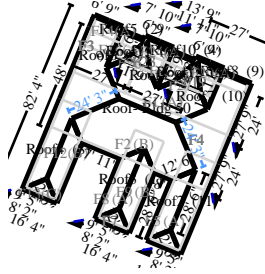
Rear Elevation-Bldg 49

DESCRIPTION	QUANTITY	UNIT PRICE	TAX	RCV	DEPREC.	ACV
No damage found related to April 12, 2020 date of occurrence.						
Totals: Rear Elevation-Bldg 49			0.00	0.00	0.00	0.00

Left Elevation-Bldg 49

DESCRIPTION	QUANTITY	UNIT PRICE	TAX	RCV	DEPREC.	ACV
No damage found related to April 12, 2020 date of occurrence.						
Totals: Left Elevation-Bldg 49			0.00	0.00	0.00	0.00
Total: Building 49			365.29	11,404.58	5,233.41	6,171.17

Building 50
Roof-Bldg 50



Roof- Bldg 50

6241.69 Surface Area
 480.56 Total Perimeter Length
 155.35 Total Hip Length
 62.42 Number of Squares
 170.64 Total Ridge Length

DESCRIPTION	QUANTITY	UNIT PRICE	TAX	RCV	DEPREC.	ACV
394. Tear off, haul and dispose of comp. shingles - Laminated	62.42 SQ	37.01	0.00	2,310.16	(0.00)	2,310.16
395. Roofing felt - 15 lb.	62.42 SQ	20.36	27.31	1,298.18	(973.63)	324.55
396. Drip edge	480.56 LF	1.56	25.34	775.01	(332.15)	442.86
397. Asphalt starter - universal starter course	366.85 LF	1.57	21.04	596.99	(447.74)	149.25
398. Laminated - comp. shingle rfg. - w/out felt	68.67 SQ	135.84	390.01	9,718.14	(4,859.08)	4,859.06
399. Continuous ridge vent - shingle-over style	170.64 LF	6.34	48.14	1,130.00	(484.28)	645.72
400. Ridge cap - composition shingles	325.99 LF	2.77	26.84	929.83	(557.89)	371.94
401. Flashing - pipe jack	6.00 EA	29.26	5.33	180.89	(77.52)	103.37
Totals: Roof- Bldg 50			544.01	16,939.20	7,732.29	9,206.91
Total: Roof-Bldg 50			544.01	16,939.20	7,732.29	9,206.91

Front Elevation-Bldg 50

DESCRIPTION	QUANTITY	UNIT PRICE	TAX	RCV	DEPREC.	ACV
No damage found related to April 12, 2020 date of occurrence.						
Totals: Front Elevation-Bldg 50			0.00	0.00	0.00	0.00

Right Elevation-Bldg 50

DESCRIPTION	QUANTITY	UNIT PRICE	TAX	RCV	DEPREC.	ACV
No damage found related to April 12, 2020 date of occurrence.						
Totals: Right Elevation-Bldg 50			0.00	0.00	0.00	0.00

Rear Elevation-Bldg 50

DESCRIPTION	QUANTITY	UNIT PRICE	TAX	RCV	DEPREC.	ACV
-------------	----------	------------	-----	-----	---------	-----

Right Elevation-Bldg 51

DESCRIPTION	QUANTITY	UNIT PRICE	TAX	RCV	DEPREC.	ACV
No damage found related to April 12, 2020 date of occurrence.						
Totals: Right Elevation-Bldg 51			0.00	0.00	0.00	0.00

Rear Elevation-Bldg 51

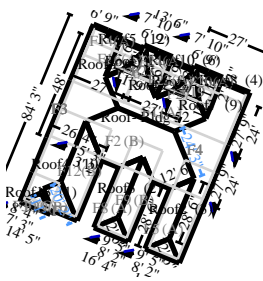
DESCRIPTION	QUANTITY	UNIT PRICE	TAX	RCV	DEPREC.	ACV
No damage found related to April 12, 2020 date of occurrence.						
Totals: Rear Elevation-Bldg 51			0.00	0.00	0.00	0.00

Left Elevation-Bldg 51

DESCRIPTION	QUANTITY	UNIT PRICE	TAX	RCV	DEPREC.	ACV
No damage found related to April 12, 2020 date of occurrence.						
Totals: Left Elevation-Bldg 51			0.00	0.00	0.00	0.00
Total: Building 51			3.05	67.97	38.33	29.64

Building 52

Roof-Bldg 52



Roof- Bldg 52

6605.00 Surface Area	66.05 Number of Squares
484.40 Total Perimeter Length	175.22 Total Ridge Length
174.06 Total Hip Length	

DESCRIPTION	QUANTITY	UNIT PRICE	TAX	RCV	DEPREC.	ACV
403. Tear off, haul and dispose of comp. shingles - Laminated	66.05 SQ	37.01	0.00	2,444.51	(0.00)	2,444.51
404. Roofing felt - 15 lb.	66.05 SQ	20.36	28.90	1,373.68	(1,030.27)	343.41
405. Drip edge	484.40 LF	1.56	25.54	781.20	(334.80)	446.40
406. Asphalt starter - universal starter course	370.68 LF	1.57	21.26	603.23	(452.43)	150.80
407. Laminated - comp. shingle rfg. - w/out felt	72.67 SQ	135.84	412.73	10,284.22	(5,142.12)	5,142.10

CONTINUED - Roof- Bldg 52

DESCRIPTION	QUANTITY	UNIT PRICE	TAX	RCV	DEPREC.	ACV
408. Continuous ridge vent - shingle-over style	175.22 LF	6.34	49.43	1,160.32	(497.28)	663.04
409. Ridge cap - composition shingles	349.29 LF	2.77	28.76	996.29	(597.78)	398.51
410. Flashing - pipe jack	6.00 EA	29.26	5.33	180.89	(77.52)	103.37
Totals: Roof- Bldg 52			571.95	17,824.34	8,132.20	9,692.14
Total: Roof-Bldg 52			571.95	17,824.34	8,132.20	9,692.14

Front Elevation-Bldg 52

DESCRIPTION	QUANTITY	UNIT PRICE	TAX	RCV	DEPREC.	ACV
No damage found related to April 12, 2020 date of occurrence.						
Totals: Front Elevation-Bldg 52			0.00	0.00	0.00	0.00

Right Elevation-Bldg 52

DESCRIPTION	QUANTITY	UNIT PRICE	TAX	RCV	DEPREC.	ACV
No damage found related to April 12, 2020 date of occurrence.						
Totals: Right Elevation-Bldg 52			0.00	0.00	0.00	0.00

Rear Elevation-Bldg 52

DESCRIPTION	QUANTITY	UNIT PRICE	TAX	RCV	DEPREC.	ACV
411. R&R Gutter- aluminum - up to 5"*	15.00 LF	5.41	3.82	84.97	(47.92)	37.05
Totals: Rear Elevation-Bldg 52			3.82	84.97	47.92	37.05


Left Elevation-Bldg 52

DESCRIPTION	QUANTITY	UNIT PRICE	TAX	RCV	DEPREC.	ACV
-------------	----------	------------	-----	-----	---------	-----

CONTINUED - Left Elevation-Bldg 52

DESCRIPTION	QUANTITY	UNIT PRICE	TAX	RCV	DEPREC.	ACV
No damage found related to April 12, 2020 date of occurrence.						
Totals: Left Elevation-Bldg 52			0.00	0.00	0.00	0.00
Total: Building 52			575.77	17,909.31	8,180.12	9,729.19

Building 53
Roof-Bldg 53



Roof- Bldg 53

7170.32 Surface Area	71.70 Number of Squares
481.52 Total Perimeter Length	200.99 Total Ridge Length
217.39 Total Hip Length	

DESCRIPTION	QUANTITY	UNIT PRICE	TAX	RCV	DEPREC.	ACV
412. Tear off, haul and dispose of comp. shingles - Laminated	71.70 SQ	37.01	0.00	2,653.62	(0.00)	2,653.62
413. Roofing felt - 15 lb.	71.70 SQ	20.36	31.37	1,491.18	(1,118.39)	372.79
414. Drip edge	481.52 LF	1.56	25.39	776.56	(332.81)	443.75
415. Asphalt starter - universal starter course	415.17 LF	1.57	23.81	675.63	(506.73)	168.90
416. Laminated - comp. shingle rfg. - w/out felt	79.00 SQ	135.84	448.68	11,180.04	(5,590.02)	5,590.02
417. Continuous ridge vent - shingle-over style	200.99 LF	6.34	56.70	1,330.98	(570.42)	760.56
418. Ridge cap - composition shingles	418.38 LF	2.77	34.44	1,193.35	(716.01)	477.34
419. Flashing - pipe jack	6.00 EA	29.26	5.33	180.89	(77.52)	103.37
Totals: Roof- Bldg 53			625.72	19,482.25	8,911.90	10,570.35
Total: Roof-Bldg 53			625.72	19,482.25	8,911.90	10,570.35

Front Elevation-Bldg 53

DESCRIPTION	QUANTITY	UNIT PRICE	TAX	RCV	DEPREC.	ACV
No damage found related to April 12, 2020 date of occurrence.						

CONTINUED - Front Elevation-Bldg 53

DESCRIPTION	QUANTITY	UNIT PRICE	TAX	RCV	DEPREC.	ACV
Totals: Front Elevation-Bldg 53			0.00	0.00	0.00	0.00

Right Elevation-Bldg 53

DESCRIPTION	QUANTITY	UNIT PRICE	TAX	RCV	DEPREC.	ACV
No damage found related to April 12, 2020 date of occurrence.						
Totals: Right Elevation-Bldg 53			0.00	0.00	0.00	0.00

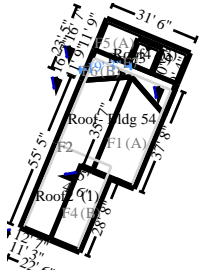
Rear Elevation-Bldg 53

DESCRIPTION	QUANTITY	UNIT PRICE	TAX	RCV	DEPREC.	ACV
No damage found related to April 12, 2020 date of occurrence.						
Totals: Rear Elevation-Bldg 53			0.00	0.00	0.00	0.00

Left Elevation-Bldg 53

DESCRIPTION	QUANTITY	UNIT PRICE	TAX	RCV	DEPREC.	ACV
420. R&R Shutters - simulated wood (polystyrene)	2.00 EA	105.01	10.03	220.05	(105.75)	114.30
Totals: Left Elevation-Bldg 53			10.03	220.05	105.75	114.30
Total: Building 53			635.75	19,702.30	9,017.65	10,684.65

Building 54
Roof-Bldg 54



Roof- Bldg 54

2717.01 Surface Area
298.58 Total Perimeter Length

27.17 Number of Squares
95.78 Total Ridge Length

DESCRIPTION	QUANTITY	UNIT PRICE	TAX	RCV	DEPREC.	ACV
421. Tear off, haul and dispose of comp. shingles - Laminated	27.17 SQ	37.01	0.00	1,005.56	(0.00)	1,005.56
422. Roofing felt - 15 lb.	27.17 SQ	20.36	11.89	565.07	(423.81)	141.26
423. Drip edge	298.58 LF	1.56	15.74	481.52	(206.37)	275.15
424. Asphalt starter - universal starter course	131.03 LF	1.57	7.51	213.23	(159.92)	53.31
425. Laminated - comp. shingle rfg. - w/out felt	30.00 SQ	135.84	170.39	4,245.59	(2,122.80)	2,122.79
426. Continuous ridge vent - shingle-over style	95.78 LF	6.34	27.02	634.27	(271.83)	362.44
427. Ridge cap - composition shingles	95.78 LF	2.77	7.88	273.19	(163.92)	109.27
428. Flashing - pipe jack	1.00 EA	29.26	0.89	30.15	(12.92)	17.23
Totals: Roof- Bldg 54			241.32	7,448.58	3,361.57	4,087.01
Total: Roof-Bldg 54			241.32	7,448.58	3,361.57	4,087.01

Front Elevation-Bldg 54

DESCRIPTION	QUANTITY	UNIT PRICE	TAX	RCV	DEPREC.	ACV
No damage found related to April 12, 2020 date of occurrence.						
Totals: Front Elevation-Bldg 54			0.00	0.00	0.00	0.00

Right Elevation-Bldg 54

DESCRIPTION	QUANTITY	UNIT PRICE	TAX	RCV	DEPREC.	ACV
No damage found related to April 12, 2020 date of occurrence.						
Totals: Right Elevation-Bldg 54			0.00	0.00	0.00	0.00

Rear Elevation-Bldg 54

DESCRIPTION	QUANTITY	UNIT PRICE	TAX	RCV	DEPREC.	ACV
-------------	----------	------------	-----	-----	---------	-----

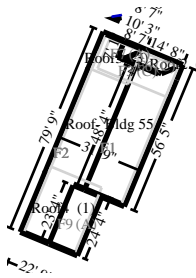
CONTINUED - Rear Elevation-Bldg 54

DESCRIPTION	QUANTITY	UNIT PRICE	TAX	RCV	DEPREC.	ACV
No damage found related to April 12, 2020 date of occurrence.						
Totals: Rear Elevation-Bldg 54			0.00	0.00	0.00	0.00

Left Elevation-Bldg 54

DESCRIPTION	QUANTITY	UNIT PRICE	TAX	RCV	DEPREC.	ACV
No damage found related to April 12, 2020 date of occurrence.						
Totals: Left Elevation-Bldg 54			0.00	0.00	0.00	0.00
Total: Building 54			241.32	7,448.58	3,361.57	4,087.01

Building 55
Roof-Bldg 55



Roof- Bldg 55

2824.50 Surface Area	28.24 Number of Squares
267.30 Total Perimeter Length	78.76 Total Ridge Length
15.77 Total Hip Length	

DESCRIPTION	QUANTITY	UNIT PRICE	TAX	RCV	DEPREC.	ACV
429. Tear off, haul and dispose of comp. shingles - Laminated	28.24 SQ	37.01	0.00	1,045.16	(0.00)	1,045.16
430. Roofing felt - 15 lb.	28.24 SQ	20.36	12.36	587.33	(440.50)	146.83
431. Drip edge	267.30 LF	1.56	14.09	431.08	(184.75)	246.33
432. Asphalt starter - universal starter course	179.17 LF	1.57	10.28	291.58	(218.69)	72.89
433. Laminated - comp. shingle rfg. - w/out felt	31.33 SQ	135.84	177.94	4,433.81	(2,216.91)	2,216.90
434. Continuous ridge vent - shingle-over style	78.76 LF	6.34	22.22	521.56	(223.52)	298.04
435. Ridge cap - composition shingles	94.52 LF	2.77	7.78	269.60	(161.76)	107.84
436. Flashing - pipe jack	1.00 EA	29.26	0.89	30.15	(12.92)	17.23
Totals: Roof- Bldg 55			245.56	7,610.27	3,459.05	4,151.22

Total: Roof-Bldg 55 245.56 7,610.27 3,459.05 4,151.22

Front Elevation-Bldg 55

DESCRIPTION	QUANTITY	UNIT PRICE	TAX	RCV	DEPREC.	ACV
No damage found related to April 12, 2020 date of occurrence.						
Totals: Front Elevation-Bldg 55			0.00	0.00	0.00	0.00

Right Elevation-Bldg 55

DESCRIPTION	QUANTITY	UNIT PRICE	TAX	RCV	DEPREC.	ACV
No damage found related to April 12, 2020 date of occurrence.						
Totals: Right Elevation-Bldg 55			0.00	0.00	0.00	0.00

Rear Elevation-Bldg 55

DESCRIPTION	QUANTITY	UNIT PRICE	TAX	RCV	DEPREC.	ACV
437. R&R Overhead door & hardware - 16' x 7'	1.00 EA	1,143.68	76.78	1,220.46	(498.57)	721.89
Totals: Rear Elevation-Bldg 55			76.78	1,220.46	498.57	721.89

Left Elevation-Bldg 55

DESCRIPTION	QUANTITY	UNIT PRICE	TAX	RCV	DEPREC.	ACV
No damage found related to April 12, 2020 date of occurrence.						
Totals: Left Elevation-Bldg 55			0.00	0.00	0.00	0.00
Total: Building 55			322.34	8,830.73	3,957.62	4,873.11

Building 56
Roof-Bldg 56

Total: Roof-Bldg 57 241.32 7,422.88 3,358.28 4,064.60

Front Elevation-Bldg 57

DESCRIPTION	QUANTITY	UNIT PRICE	TAX	RCV	DEPREC.	ACV
No damage found related to April 12, 2020 date of occurrence.						
Totals: Front Elevation-Bldg 57			0.00	0.00	0.00	0.00

Right Elevation-Bldg 57

DESCRIPTION	QUANTITY	UNIT PRICE	TAX	RCV	DEPREC.	ACV
No damage found related to April 12, 2020 date of occurrence.						
Totals: Right Elevation-Bldg 57			0.00	0.00	0.00	0.00

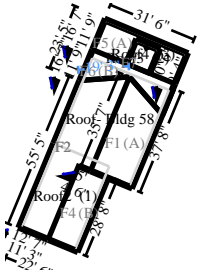
Rear Elevation-Bldg 57

DESCRIPTION	QUANTITY	UNIT PRICE	TAX	RCV	DEPREC.	ACV
No damage found related to April 12, 2020 date of occurrence.						
Totals: Rear Elevation-Bldg 57			0.00	0.00	0.00	0.00

Left Elevation-Bldg 57

DESCRIPTION	QUANTITY	UNIT PRICE	TAX	RCV	DEPREC.	ACV
No damage found related to April 12, 2020 date of occurrence.						
Totals: Left Elevation-Bldg 57			0.00	0.00	0.00	0.00
Total: Building 57			241.32	7,422.88	3,358.28	4,064.60

Building 58
Roof-Bldg 58



Roof- Bldg 58

2717.01 Surface Area
298.58 Total Perimeter Length
27.17 Number of Squares
95.78 Total Ridge Length

DESCRIPTION	QUANTITY	UNIT PRICE	TAX	RCV	DEPREC.	ACV
454. Tear off, haul and dispose of comp. shingles - Laminated	27.17 SQ	37.01	0.00	1,005.56	(0.00)	1,005.56
455. Roofing felt - 15 lb.	27.17 SQ	20.36	11.89	565.07	(423.81)	141.26
456. Drip edge	298.58 LF	1.56	15.74	481.52	(206.37)	275.15
457. Asphalt starter - universal starter course	131.03 LF	1.57	7.51	213.23	(159.92)	53.31
458. Laminated - comp. shingle rfg. - w/out felt	30.00 SQ	135.84	170.39	4,245.59	(2,122.80)	2,122.79
459. Continuous ridge vent - shingle-over style	95.78 LF	6.34	27.02	634.27	(271.83)	362.44
460. Ridge cap - composition shingles	95.78 LF	2.77	7.88	273.19	(163.92)	109.27
461. Flashing - pipe jack	1.00 EA	29.26	0.89	30.15	(12.92)	17.23
Totals: Roof- Bldg 58			241.32	7,448.58	3,361.57	4,087.01
Total: Roof-Bldg 58			241.32	7,448.58	3,361.57	4,087.01

Front Elevation-Bldg 58

DESCRIPTION	QUANTITY	UNIT PRICE	TAX	RCV	DEPREC.	ACV
No damage found related to April 12, 2020 date of occurrence.						
Totals: Front Elevation-Bldg 58			0.00	0.00	0.00	0.00

Right Elevation-Bldg 58

DESCRIPTION	QUANTITY	UNIT PRICE	TAX	RCV	DEPREC.	ACV
No damage found related to April 12, 2020 date of occurrence.						
Totals: Right Elevation-Bldg 58			0.00	0.00	0.00	0.00

Rear Elevation-Bldg 58

DESCRIPTION	QUANTITY	UNIT PRICE	TAX	RCV	DEPREC.	ACV
-------------	----------	------------	-----	-----	---------	-----

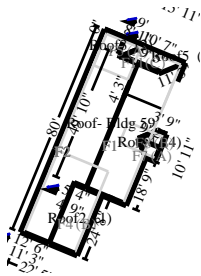
CONTINUED - Rear Elevation-Bldg 58

DESCRIPTION	QUANTITY	UNIT PRICE	TAX	RCV	DEPREC.	ACV
No damage found related to April 12, 2020 date of occurrence.						
Totals: Rear Elevation-Bldg 58			0.00	0.00	0.00	0.00

Left Elevation-Bldg 58

DESCRIPTION	QUANTITY	UNIT PRICE	TAX	RCV	DEPREC.	ACV
No damage found related to April 12, 2020 date of occurrence.						
Totals: Left Elevation-Bldg 58			0.00	0.00	0.00	0.00
Total: Building 58			241.32	7,448.58	3,361.57	4,087.01

Building 59
Roof-Bldg 59



Roof- Bldg 59

2697.42 Surface Area	26.97 Number of Squares
268.15 Total Perimeter Length	90.19 Total Ridge Length
11.25 Total Hip Length	

DESCRIPTION	QUANTITY	UNIT PRICE	TAX	RCV	DEPREC.	ACV
462. Tear off, haul and dispose of comp. shingles - Laminated	26.97 SQ	37.01	0.00	998.16	(0.00)	998.16
463. Roofing felt - 15 lb.	26.97 SQ	20.36	11.80	560.91	(420.68)	140.23
464. Drip edge	268.15 LF	1.56	14.14	432.45	(185.34)	247.11
465. Asphalt starter - universal starter course	170.35 LF	1.57	9.77	277.22	(207.92)	69.30
466. Laminated - comp. shingle rfg. - w/out felt	30.00 SQ	135.84	170.39	4,245.59	(2,122.80)	2,122.79
467. Continuous ridge vent - shingle-over style	90.19 LF	6.34	25.44	597.24	(255.96)	341.28
468. Ridge cap - composition shingles	101.44 LF	2.77	8.35	289.34	(173.60)	115.74
469. Flashing - pipe jack	1.00 EA	29.26	0.89	30.15	(12.92)	17.23
Totals: Roof- Bldg 59			240.78	7,431.06	3,379.22	4,051.84

Total: Roof-Bldg 59 240.78 7,431.06 3,379.22 4,051.84

Front Elevation-Bldg 59

DESCRIPTION	QUANTITY	UNIT PRICE	TAX	RCV	DEPREC.	ACV
No damage found related to April 12, 2020 date of occurrence.						
Totals: Front Elevation-Bldg 59			0.00	0.00	0.00	0.00

Right Elevation-Bldg 59

DESCRIPTION	QUANTITY	UNIT PRICE	TAX	RCV	DEPREC.	ACV
No damage found related to April 12, 2020 date of occurrence.						
Totals: Right Elevation-Bldg 59			0.00	0.00	0.00	0.00

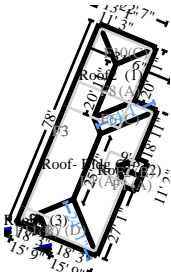
Rear Elevation-Bldg 59

DESCRIPTION	QUANTITY	UNIT PRICE	TAX	RCV	DEPREC.	ACV
No damage found related to April 12, 2020 date of occurrence.						
Totals: Rear Elevation-Bldg 59			0.00	0.00	0.00	0.00

Left Elevation-Bldg 59

DESCRIPTION	QUANTITY	UNIT PRICE	TAX	RCV	DEPREC.	ACV
No damage found related to April 12, 2020 date of occurrence.						
Totals: Left Elevation-Bldg 59			0.00	0.00	0.00	0.00
Total: Building 59			240.78	7,431.06	3,379.22	4,051.84

Building 60
Roof-Bldg 60



Roof- Bldg 60

2697.95 Surface Area	26.98 Number of Squares
243.22 Total Perimeter Length	62.33 Total Ridge Length
104.15 Total Hip Length	

DESCRIPTION	QUANTITY	UNIT PRICE	TAX	RCV	DEPREC.	ACV
470. Tear off, haul and dispose of comp. shingles - Laminated	26.98 SQ	37.01	0.00	998.53	(0.00)	998.53
471. Roofing felt - 15 lb.	26.98 SQ	20.36	11.80	561.11	(420.83)	140.28
472. Drip edge	243.22 LF	1.56	12.82	392.24	(168.10)	224.14
473. Asphalt starter - universal starter course	215.99 LF	1.57	12.39	351.49	(263.62)	87.87
474. Laminated - comp. shingle rfg. - w/out felt	30.00 SQ	135.84	170.39	4,245.59	(2,122.80)	2,122.79
475. Continuous ridge vent - shingle-over style	62.33 LF	6.34	17.59	412.76	(176.90)	235.86
476. Ridge cap - composition shingles	166.47 LF	2.77	13.70	474.82	(284.89)	189.93
477. Flashing - pipe jack	1.00 EA	29.26	0.89	30.15	(12.92)	17.23
Totals: Roof- Bldg 60			239.58	7,466.69	3,450.06	4,016.63
Total: Roof-Bldg 60			239.58	7,466.69	3,450.06	4,016.63

Front Elevation-Bldg 60

DESCRIPTION	QUANTITY	UNIT PRICE	TAX	RCV	DEPREC.	ACV
No damage found related to April 12, 2020 date of occurrence.						
Totals: Front Elevation-Bldg 60			0.00	0.00	0.00	0.00

Right Elevation-Bldg 60

DESCRIPTION	QUANTITY	UNIT PRICE	TAX	RCV	DEPREC.	ACV
No damage found related to April 12, 2020 date of occurrence.						
Totals: Right Elevation-Bldg 60			0.00	0.00	0.00	0.00

Rear Elevation-Bldg 60

DESCRIPTION	QUANTITY	UNIT PRICE	TAX	RCV	DEPREC.	ACV
-------------	----------	------------	-----	-----	---------	-----

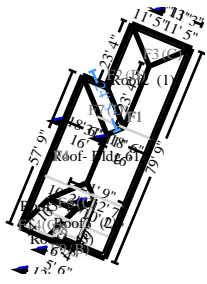
CONTINUED - Rear Elevation-Bldg 60

DESCRIPTION	QUANTITY	UNIT PRICE	TAX	RCV	DEPREC.	ACV
No damage found related to April 12, 2020 date of occurrence.						
Totals: Rear Elevation-Bldg 60			0.00	0.00	0.00	0.00

Left Elevation-Bldg 60

DESCRIPTION	QUANTITY	UNIT PRICE	TAX	RCV	DEPREC.	ACV
No damage found related to April 12, 2020 date of occurrence.						
Totals: Left Elevation-Bldg 60			0.00	0.00	0.00	0.00
Total: Building 60			239.58	7,466.69	3,450.06	4,016.63

Building 61
Roof- Bldg 61



Roof- Bldg 61

2731.51 Surface Area	27.32 Number of Squares
241.87 Total Perimeter Length	60.04 Total Ridge Length
104.65 Total Hip Length	

DESCRIPTION	QUANTITY	UNIT PRICE	TAX	RCV	DEPREC.	ACV
478. Tear off, haul and dispose of comp. shingles - Laminated	27.32 SQ	37.01	0.00	1,011.11	(0.00)	1,011.11
479. Roofing felt - 15 lb.	27.32 SQ	20.36	11.95	568.19	(426.14)	142.05
480. Drip edge	241.87 LF	1.56	12.75	390.07	(167.17)	222.90
481. Asphalt starter - universal starter course	209.00 LF	1.57	11.99	340.12	(255.09)	85.03
482. Laminated - comp. shingle rfg. - w/out felt	30.33 SQ	135.84	172.26	4,292.29	(2,146.15)	2,146.14
483. Continuous ridge vent - shingle-over style	60.04 LF	6.34	16.94	397.59	(170.40)	227.19
484. Ridge cap - composition shingles	164.69 LF	2.77	13.56	469.75	(281.85)	187.90
485. Flashing - pipe jack	1.00 EA	29.26	0.89	30.15	(12.92)	17.23
Totals: Roof- Bldg 61			240.34	7,499.27	3,459.72	4,039.55

Total: Roof- Bldg 61 240.34 7,499.27 3,459.72 4,039.55

Front Elevation- Bldg 61

DESCRIPTION	QUANTITY	UNIT PRICE	TAX	RCV	DEPREC.	ACV
No damage found related to April 12, 2020 date of occurrence.						
Totals: Front Elevation- Bldg 61			0.00	0.00	0.00	0.00

Right Elevation- Bldg 61

DESCRIPTION	QUANTITY	UNIT PRICE	TAX	RCV	DEPREC.	ACV
No damage found related to April 12, 2020 date of occurrence.						
Totals: Right Elevation- Bldg 61			0.00	0.00	0.00	0.00

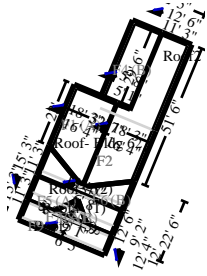
Rear Elevation- Bldg 61

DESCRIPTION	QUANTITY	UNIT PRICE	TAX	RCV	DEPREC.	ACV
No damage found related to April 12, 2020 date of occurrence.						
Totals: Rear Elevation- Bldg 61			0.00	0.00	0.00	0.00

Left Elevation- Bldg 61

DESCRIPTION	QUANTITY	UNIT PRICE	TAX	RCV	DEPREC.	ACV
No damage found related to April 12, 2020 date of occurrence.						
Totals: Left Elevation- Bldg 61			0.00	0.00	0.00	0.00
Total: Building 61			240.34	7,499.27	3,459.72	4,039.55

Building 62
Roof- Bldg 62



Roof- Bldg 62

2707.76 Surface Area
274.80 Total Perimeter Length

27.08 Number of Squares
101.46 Total Ridge Length

DESCRIPTION	QUANTITY	UNIT PRICE	TAX	RCV	DEPREC.	ACV
486. Tear off, haul and dispose of comp. shingles - Laminated	27.08 SQ	37.01	0.00	1,002.23	(0.00)	1,002.23
487. Roofing felt - 15 lb.	27.08 SQ	20.36	11.85	563.20	(422.40)	140.80
488. Drip edge	274.80 LF	1.56	14.49	443.18	(189.93)	253.25
489. Asphalt starter - universal starter course	136.58 LF	1.57	7.83	222.26	(166.69)	55.57
490. Laminated - comp. shingle rfg. - w/out felt	30.00 SQ	135.84	170.39	4,245.59	(2,122.80)	2,122.79
491. Continuous ridge vent - shingle-over style	101.46 LF	6.34	28.62	671.88	(287.95)	383.93
492. Ridge cap - composition shingles	101.46 LF	2.77	8.35	289.39	(173.63)	115.76
493. Flashing - pipe jack	1.00 EA	29.26	0.89	30.15	(12.92)	17.23
Totals: Roof- Bldg 62			242.42	7,467.88	3,376.32	4,091.56
Total: Roof- Bldg 62			242.42	7,467.88	3,376.32	4,091.56

Front Elevation- Bldg 62

DESCRIPTION	QUANTITY	UNIT PRICE	TAX	RCV	DEPREC.	ACV
No damage found related to April 12, 2020 date of occurrence.						
Totals: Front Elevation- Bldg 62			0.00	0.00	0.00	0.00

Right Elevation- Bldg 62

DESCRIPTION	QUANTITY	UNIT PRICE	TAX	RCV	DEPREC.	ACV
No damage found related to April 12, 2020 date of occurrence.						
Totals: Right Elevation- Bldg 62			0.00	0.00	0.00	0.00

Rear Elevation- Bldg 62

DESCRIPTION	QUANTITY	UNIT PRICE	TAX	RCV	DEPREC.	ACV
-------------	----------	------------	-----	-----	---------	-----

CONTINUED - Rear Elevation- Bldg 62

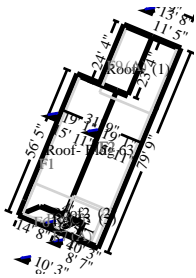
DESCRIPTION	QUANTITY	UNIT PRICE	TAX	RCV	DEPREC.	ACV
No damage found related to April 12, 2020 date of occurrence.						
Totals: Rear Elevation- Bldg 62			0.00	0.00	0.00	0.00

Left Elevation- Bldg 62

DESCRIPTION	QUANTITY	UNIT PRICE	TAX	RCV	DEPREC.	ACV
No damage found related to April 12, 2020 date of occurrence.						
Totals: Left Elevation- Bldg 62			0.00	0.00	0.00	0.00
Total: Building 62			242.42	7,467.88	3,376.32	4,091.56

Building 63

Roof- Bldg 63



Roof- Bldg 63

2824.50 Surface Area	28.24 Number of Squares
267.30 Total Perimeter Length	78.76 Total Ridge Length
15.77 Total Hip Length	

DESCRIPTION	QUANTITY	UNIT PRICE	TAX	RCV	DEPREC.	ACV
No damage found related to April 12, 2020 date of occurrence.						
Totals: Roof- Bldg 63			0.00	0.00	0.00	0.00

Front Elevation- Bldg 63

DESCRIPTION	QUANTITY	UNIT PRICE	TAX	RCV	DEPREC.	ACV
No damage found related to April 12, 2020 date of occurrence.						
Totals: Front Elevation- Bldg 63			0.00	0.00	0.00	0.00

Right Elevation- Bldg 63

DESCRIPTION	QUANTITY	UNIT PRICE	TAX	RCV	DEPREC.	ACV
No damage found related to April 12, 2020 date of occurrence.						
Totals: Right Elevation- Bldg 63			0.00	0.00	0.00	0.00

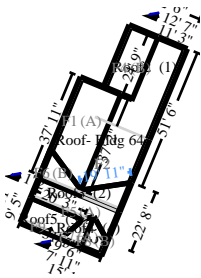
Rear Elevation- Bldg 63

DESCRIPTION	QUANTITY	UNIT PRICE	TAX	RCV	DEPREC.	ACV
No damage found related to April 12, 2020 date of occurrence.						
Totals: Rear Elevation- Bldg 63			0.00	0.00	0.00	0.00

Left Elevation- Bldg 63

DESCRIPTION	QUANTITY	UNIT PRICE	TAX	RCV	DEPREC.	ACV
No damage found related to April 12, 2020 date of occurrence.						
Totals: Left Elevation- Bldg 63			0.00	0.00	0.00	0.00

**Building 64
Roof- Bldg 64**



Roof- Bldg 64

2671.81 Surface Area	26.72 Number of Squares
267.29 Total Perimeter Length	105.32 Total Ridge Length

DESCRIPTION	QUANTITY	UNIT PRICE	TAX	RCV	DEPREC.	ACV
494. Tear off, haul and dispose of comp. shingles - Laminated	26.72 SQ	37.01	0.00	988.91	(0.00)	988.91
495. Roofing felt - 15 lb.	26.72 SQ	20.36	11.69	555.71	(416.79)	138.92
496. Drip edge	267.29 LF	1.56	14.09	431.06	(184.74)	246.32
497. Asphalt starter - universal starter course	135.39 LF	1.57	7.76	220.32	(165.24)	55.08
498. Laminated - comp. shingle rfg. - w/out felt	29.67 SQ	135.84	168.51	4,198.88	(2,099.45)	2,099.43
499. Continuous ridge vent - shingle-over style	105.32 LF	6.34	29.71	697.44	(298.90)	398.54
500. Ridge cap - composition shingles	105.32 LF	2.77	8.67	300.41	(180.24)	120.17

CONTINUED - Roof- Bldg 64

DESCRIPTION	QUANTITY	UNIT PRICE	TAX	RCV	DEPREC.	ACV
501. Flashing - pipe jack	1.00 EA	29.26	0.89	30.15	(12.92)	17.23
Totals: Roof- Bldg 64			241.32	7,422.88	3,358.28	4,064.60
Total: Roof- Bldg 64			241.32	7,422.88	3,358.28	4,064.60

Front Elevation- Bldg 64

DESCRIPTION	QUANTITY	UNIT PRICE	TAX	RCV	DEPREC.	ACV
No damage found related to April 12, 2020 date of occurrence.						
Totals: Front Elevation- Bldg 64			0.00	0.00	0.00	0.00

Right Elevation- Bldg 64

DESCRIPTION	QUANTITY	UNIT PRICE	TAX	RCV	DEPREC.	ACV
No damage found related to April 12, 2020 date of occurrence.						
Totals: Right Elevation- Bldg 64			0.00	0.00	0.00	0.00

Rear Elevation- Bldg 64

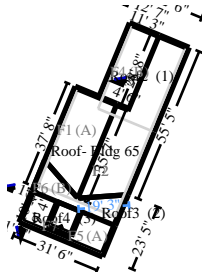
DESCRIPTION	QUANTITY	UNIT PRICE	TAX	RCV	DEPREC.	ACV
No damage found related to April 12, 2020 date of occurrence.						
Totals: Rear Elevation- Bldg 64			0.00	0.00	0.00	0.00

Left Elevation- Bldg 64

DESCRIPTION	QUANTITY	UNIT PRICE	TAX	RCV	DEPREC.	ACV
502. R&R Downspout - aluminum - up to 5"*	12.00 LF	5.41	3.05	67.97	(38.33)	29.64
Totals: Left Elevation- Bldg 64			3.05	67.97	38.33	29.64

Total: Building 64 244.37 7,490.85 3,396.61 4,094.24

Building 65
Roof- Bldg 65



Roof- Bldg 65

2717.01 Surface Area 27.17 Number of Squares
298.58 Total Perimeter Length 95.78 Total Ridge Length

DESCRIPTION	QUANTITY	UNIT PRICE	TAX	RCV	DEPREC.	ACV
503. Tear off, haul and dispose of comp. shingles - Laminated	27.17 SQ	37.01	0.00	1,005.56	(0.00)	1,005.56
504. Roofing felt - 15 lb.	27.17 SQ	20.36	11.89	565.07	(423.81)	141.26
505. Drip edge	298.58 LF	1.56	15.74	481.52	(206.37)	275.15
506. Asphalt starter - universal starter course	131.03 LF	1.57	7.51	213.23	(159.92)	53.31
507. Laminated - comp. shingle rfg. - w/out felt	30.00 SQ	135.84	170.39	4,245.59	(2,122.80)	2,122.79
508. Continuous ridge vent - shingle-over style	95.78 LF	6.34	27.02	634.27	(271.83)	362.44
509. Ridge cap - composition shingles	95.78 LF	2.77	7.88	273.19	(163.92)	109.27
510. Flashing - pipe jack	1.00 EA	29.26	0.89	30.15	(12.92)	17.23

Totals: Roof- Bldg 65 **241.32 7,448.58 3,361.57 4,087.01**

Total: Roof- Bldg 65 **241.32 7,448.58 3,361.57 4,087.01**

Front Elevation- Bldg 65

DESCRIPTION	QUANTITY	UNIT PRICE	TAX	RCV	DEPREC.	ACV
No damage found related to April 12, 2020 date of occurrence.						
Totals: Front Elevation- Bldg 65			0.00	0.00	0.00	0.00

Right Elevation- Bldg 65

DESCRIPTION	QUANTITY	UNIT PRICE	TAX	RCV	DEPREC.	ACV
No damage found related to April 12, 2020 date of occurrence.						
Totals: Right Elevation- Bldg 65			0.00	0.00	0.00	0.00

Front Elevation- Bldg 66

DESCRIPTION	QUANTITY	UNIT PRICE	TAX	RCV	DEPREC.	ACV
No damage found related to April 12, 2020 date of occurrence.						
Totals: Front Elevation- Bldg 66			0.00	0.00	0.00	0.00

Right Elevation- Bldg 66

DESCRIPTION	QUANTITY	UNIT PRICE	TAX	RCV	DEPREC.	ACV
No damage found related to April 12, 2020 date of occurrence.						
Totals: Right Elevation- Bldg 66			0.00	0.00	0.00	0.00

Rear Elevation- Bldg 66

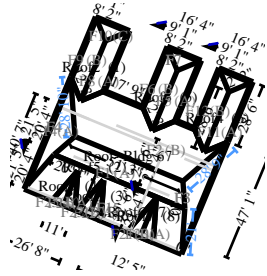
DESCRIPTION	QUANTITY	UNIT PRICE	TAX	RCV	DEPREC.	ACV
No damage found related to April 12, 2020 date of occurrence.						
Totals: Rear Elevation- Bldg 66			0.00	0.00	0.00	0.00

Left Elevation- Bldg 66

DESCRIPTION	QUANTITY	UNIT PRICE	TAX	RCV	DEPREC.	ACV
No damage found related to April 12, 2020 date of occurrence.						
Totals: Left Elevation- Bldg 66			0.00	0.00	0.00	0.00

Total: Building 66			544.02	16,939.56	7,732.44	9,207.12
---------------------------	--	--	---------------	------------------	-----------------	-----------------

Building 67
Roof- Bldg 67



Roof- Bldg 67

6258.69 Surface Area	62.59 Number of Squares
460.73 Total Perimeter Length	188.85 Total Ridge Length
199.45 Total Hip Length	

DESCRIPTION	QUANTITY	UNIT PRICE	TAX	RCV	DEPREC.	ACV
519. Tear off, haul and dispose of comp. shingles - Laminated	62.59 SQ	37.01	0.00	2,316.46	(0.00)	2,316.46
520. Roofing felt - 15 lb.	62.59 SQ	20.36	27.38	1,301.71	(976.29)	325.42
521. Drip edge	460.73 LF	1.56	24.29	743.03	(318.44)	424.59
522. Asphalt starter - universal starter course	419.02 LF	1.57	24.03	681.89	(511.42)	170.47
523. Laminated - comp. shingle rfg. - w/out felt	69.00 SQ	135.84	391.89	9,764.85	(4,882.43)	4,882.42
524. Continuous ridge vent - shingle-over style	188.85 LF	6.34	53.28	1,250.59	(535.96)	714.63
525. Ridge cap - composition shingles	388.30 LF	2.77	31.97	1,107.56	(664.53)	443.03
526. Flashing - pipe jack	6.00 EA	29.26	5.33	180.89	(77.52)	103.37

Totals: Roof- Bldg 67 **558.17 17,346.98 7,966.59 9,380.39**

Total: Roof- Bldg 67 **558.17 17,346.98 7,966.59 9,380.39**

Front Elevation- Bldg 67

DESCRIPTION	QUANTITY	UNIT PRICE	TAX	RCV	DEPREC.	ACV
No damage found related to April 12, 2020 date of occurrence.						

Totals: Front Elevation- Bldg 67 **0.00 0.00 0.00 0.00**

Right Elevation- Bldg 67

DESCRIPTION	QUANTITY	UNIT PRICE	TAX	RCV	DEPREC.	ACV
No damage found related to April 12, 2020 date of occurrence.						

Totals: Right Elevation- Bldg 67 **0.00 0.00 0.00 0.00**

Rear Elevation- Bldg 67

DESCRIPTION	QUANTITY	UNIT PRICE	TAX	RCV	DEPREC.	ACV
-------------	----------	------------	-----	-----	---------	-----

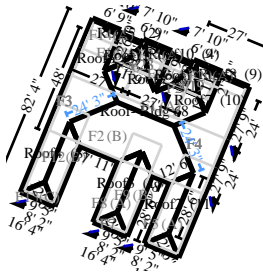
CONTINUED - Rear Elevation- Bldg 67

DESCRIPTION	QUANTITY	UNIT PRICE	TAX	RCV	DEPREC.	ACV
No damage found related to April 12, 2020 date of occurrence.						
Totals: Rear Elevation- Bldg 67			0.00	0.00	0.00	0.00

Left Elevation- Bldg 67

DESCRIPTION	QUANTITY	UNIT PRICE	TAX	RCV	DEPREC.	ACV
No damage found related to April 12, 2020 date of occurrence.						
Totals: Left Elevation- Bldg 67			0.00	0.00	0.00	0.00
Total: Building 67			558.17	17,346.98	7,966.59	9,380.39

Building 68
Roof- Bldg 68



Roof- Bldg 68

6241.69 Surface Area	62.42 Number of Squares
480.56 Total Perimeter Length	171.97 Total Ridge Length
155.35 Total Hip Length	

DESCRIPTION	QUANTITY	UNIT PRICE	TAX	RCV	DEPREC.	ACV
527. Tear off, haul and dispose of comp. shingles - Laminated	62.42 SQ	37.01	0.00	2,310.16	(0.00)	2,310.16
528. Roofing felt - 15 lb.	62.42 SQ	20.36	27.31	1,298.18	(973.63)	324.55
529. Drip edge	480.56 LF	1.56	25.34	775.01	(332.15)	442.86
530. Asphalt starter - universal starter course	366.85 LF	1.57	21.04	596.99	(447.74)	149.25
531. Laminated - comp. shingle rfg. - w/out felt	68.67 SQ	135.84	390.01	9,718.14	(4,859.08)	4,859.06
532. Continuous ridge vent - shingle-over style	171.97 LF	6.34	48.52	1,138.81	(488.06)	650.75
533. Ridge cap - composition shingles	327.32 LF	2.77	26.95	933.63	(560.18)	373.45
534. Flashing - pipe jack	6.00 EA	29.26	5.33	180.89	(77.52)	103.37
Totals: Roof- Bldg 68			544.50	16,951.81	7,738.36	9,213.45

Total: Roof- Bldg 68 **544.50 16,951.81 7,738.36 9,213.45**

Front Elevation- Bldg 68

DESCRIPTION	QUANTITY	UNIT PRICE	TAX	RCV	DEPREC.	ACV
No damage found related to April 12, 2020 date of occurrence.						
Totals: Front Elevation- Bldg 68			0.00	0.00	0.00	0.00

Right Elevation- Bldg 68

DESCRIPTION	QUANTITY	UNIT PRICE	TAX	RCV	DEPREC.	ACV
535. R&R Downspout - aluminum - up to 5"*	12.00 LF	5.41	3.05	67.97	(38.33)	29.64
Totals: Right Elevation- Bldg 68			3.05	67.97	38.33	29.64

Rear Elevation- Bldg 68

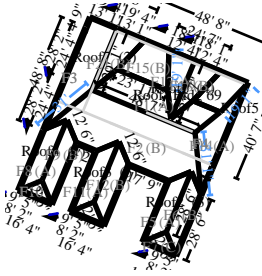
DESCRIPTION	QUANTITY	UNIT PRICE	TAX	RCV	DEPREC.	ACV
No damage found related to April 12, 2020 date of occurrence.						
Totals: Rear Elevation- Bldg 68			0.00	0.00	0.00	0.00

Left Elevation- Bldg 68

DESCRIPTION	QUANTITY	UNIT PRICE	TAX	RCV	DEPREC.	ACV
No damage found related to April 12, 2020 date of occurrence.						
Totals: Left Elevation- Bldg 68			0.00	0.00	0.00	0.00

Total: Building 68 **547.55 17,019.78 7,776.69 9,243.09**

Building 69
Roof- Bldg 69



Roof- Bldg 69

6689.70 Surface Area
 476.20 Total Perimeter Length
 171.88 Total Hip Length
 66.90 Number of Squares
 190.76 Total Ridge Length

DESCRIPTION	QUANTITY	UNIT PRICE	TAX	RCV	DEPREC.	ACV
536. Tear off, haul and dispose of comp. shingles - Laminated	66.90 SQ	37.01	0.00	2,475.97	(0.00)	2,475.97
537. Roofing felt - 15 lb.	66.90 SQ	20.36	29.27	1,391.35	(1,043.51)	347.84
538. Drip edge	476.20 LF	1.56	25.11	767.98	(329.13)	438.85
539. Asphalt starter - universal starter course	401.31 LF	1.57	23.01	653.07	(489.81)	163.26
540. Laminated - comp. shingle rfg. - w/out felt	73.67 SQ	135.84	418.41	10,425.74	(5,212.88)	5,212.86
541. Continuous ridge vent - shingle-over style	190.76 LF	6.34	53.82	1,263.24	(541.39)	721.85
542. Ridge cap - composition shingles	362.63 LF	2.77	29.85	1,034.34	(620.60)	413.74
543. Flashing - pipe jack	6.00 EA	29.26	5.33	180.89	(77.52)	103.37
Totals: Roof- Bldg 69			584.80	18,192.58	8,314.84	9,877.74
Total: Roof- Bldg 69			584.80	18,192.58	8,314.84	9,877.74

Front Elevation- Bldg 69

DESCRIPTION	QUANTITY	UNIT PRICE	TAX	RCV	DEPREC.	ACV
No damage found related to April 12, 2020 date of occurrence.						
Totals: Front Elevation- Bldg 69			0.00	0.00	0.00	0.00

Right Elevation- Bldg 69

DESCRIPTION	QUANTITY	UNIT PRICE	TAX	RCV	DEPREC.	ACV
No damage found related to April 12, 2020 date of occurrence.						
Totals: Right Elevation- Bldg 69			0.00	0.00	0.00	0.00

Rear Elevation- Bldg 69

DESCRIPTION	QUANTITY	UNIT PRICE	TAX	RCV	DEPREC.	ACV
-------------	----------	------------	-----	-----	---------	-----

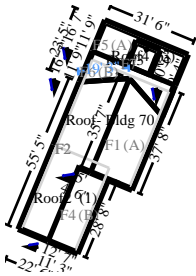
CONTINUED - Rear Elevation- Bldg 69

DESCRIPTION	QUANTITY	UNIT PRICE	TAX	RCV	DEPREC.	ACV
No damage found related to April 12, 2020 date of occurrence.						
Totals: Rear Elevation- Bldg 69			0.00	0.00	0.00	0.00

Left Elevation- Bldg 69

DESCRIPTION	QUANTITY	UNIT PRICE	TAX	RCV	DEPREC.	ACV
No damage found related to April 12, 2020 date of occurrence.						
Totals: Left Elevation- Bldg 69			0.00	0.00	0.00	0.00
Total: Building 69			584.80	18,192.58	8,314.84	9,877.74

Building 70
Roof- Bldg 70



Roof- Bldg 70

2717.01 Surface Area	27.17 Number of Squares
298.58 Total Perimeter Length	95.78 Total Ridge Length

DESCRIPTION	QUANTITY	UNIT PRICE	TAX	RCV	DEPREC.	ACV
544. Tear off, haul and dispose of comp. shingles - Laminated	27.17 SQ	37.01	0.00	1,005.56	(0.00)	1,005.56
545. Roofing felt - 15 lb.	27.17 SQ	20.36	11.89	565.07	(423.81)	141.26
546. Drip edge	298.58 LF	1.56	15.74	481.52	(206.37)	275.15
547. Asphalt starter - universal starter course	131.03 LF	1.57	7.51	213.23	(159.92)	53.31
548. Laminated - comp. shingle rfg. - w/out felt	30.00 SQ	135.84	170.39	4,245.59	(2,122.80)	2,122.79
549. Continuous ridge vent - shingle-over style	95.78 LF	6.34	27.02	634.27	(271.83)	362.44
550. Ridge cap - composition shingles	95.78 LF	2.77	7.88	273.19	(163.92)	109.27
551. Flashing - pipe jack	1.00 EA	29.26	0.89	30.15	(12.92)	17.23
Totals: Roof- Bldg 70			241.32	7,448.58	3,361.57	4,087.01

Total: Roof- Bldg 70 241.32 7,448.58 3,361.57 4,087.01

Front Elevation- Bldg 70

DESCRIPTION	QUANTITY	UNIT PRICE	TAX	RCV	DEPREC.	ACV
No damage found related to April 12, 2020 date of occurrence.						
Totals: Front Elevation- Bldg 70			0.00	0.00	0.00	0.00

Right Elevation- Bldg 70

DESCRIPTION	QUANTITY	UNIT PRICE	TAX	RCV	DEPREC.	ACV
No damage found related to April 12, 2020 date of occurrence.						
Totals: Right Elevation- Bldg 70			0.00	0.00	0.00	0.00

Rear Elevation- Bldg 70

DESCRIPTION	QUANTITY	UNIT PRICE	TAX	RCV	DEPREC.	ACV
No damage found related to April 12, 2020 date of occurrence.						
Totals: Rear Elevation- Bldg 70			0.00	0.00	0.00	0.00

Left Elevation- Bldg 70

DESCRIPTION	QUANTITY	UNIT PRICE	TAX	RCV	DEPREC.	ACV
No damage found related to April 12, 2020 date of occurrence.						
Totals: Left Elevation- Bldg 70			0.00	0.00	0.00	0.00
Total: Building 70			241.32	7,448.58	3,361.57	4,087.01

Building 71
Roof- Bldg 71

Total: Roof- Bldg 72 241.32 7,422.88 3,358.28 4,064.60

Front Elevation- Bldg 72

DESCRIPTION	QUANTITY	UNIT PRICE	TAX	RCV	DEPREC.	ACV
No damage found related to April 12, 2020 date of occurrence.						
Totals: Front Elevation- Bldg 72			0.00	0.00	0.00	0.00

Right Elevation- Bldg 72

DESCRIPTION	QUANTITY	UNIT PRICE	TAX	RCV	DEPREC.	ACV
No damage found related to April 12, 2020 date of occurrence.						
Totals: Right Elevation- Bldg 72			0.00	0.00	0.00	0.00

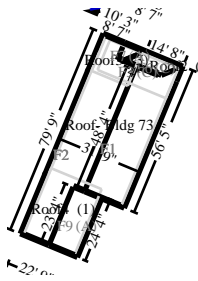
Rear Elevation- Bldg 72

DESCRIPTION	QUANTITY	UNIT PRICE	TAX	RCV	DEPREC.	ACV
No damage found related to April 12, 2020 date of occurrence.						
Totals: Rear Elevation- Bldg 72			0.00	0.00	0.00	0.00

Left Elevation- Bldg 72

DESCRIPTION	QUANTITY	UNIT PRICE	TAX	RCV	DEPREC.	ACV
No damage found related to April 12, 2020 date of occurrence.						
Totals: Left Elevation- Bldg 72			0.00	0.00	0.00	0.00
Total: Building 72			241.32	7,422.88	3,358.28	4,064.60

Building 73
Roof- Bldg 73



Roof- Bldg 73

2824.50 Surface Area	28.24 Number of Squares
267.30 Total Perimeter Length	78.76 Total Ridge Length
15.77 Total Hip Length	

DESCRIPTION	QUANTITY	UNIT PRICE	TAX	RCV	DEPREC.	ACV
568. Tear off, haul and dispose of comp. shingles - Laminated	28.24 SQ	37.01	0.00	1,045.16	(0.00)	1,045.16
569. Roofing felt - 15 lb.	28.24 SQ	20.36	12.36	587.33	(440.50)	146.83
570. Drip edge	267.30 LF	1.56	14.09	431.08	(184.75)	246.33
571. Asphalt starter - universal starter course	179.17 LF	1.57	10.28	291.58	(218.69)	72.89
572. Laminated - comp. shingle rfg. - w/out felt	31.33 SQ	135.84	177.94	4,433.81	(2,216.91)	2,216.90
573. Continuous ridge vent - shingle-over style	78.76 LF	6.34	22.22	521.56	(223.52)	298.04
574. Ridge cap - composition shingles	94.52 LF	2.77	7.78	269.60	(161.76)	107.84
575. Flashing - pipe jack	1.00 EA	29.26	0.89	30.15	(12.92)	17.23
Totals: Roof- Bldg 73			245.56	7,610.27	3,459.05	4,151.22
Total: Roof- Bldg 73			245.56	7,610.27	3,459.05	4,151.22

Front Elevation- Bldg 73

DESCRIPTION	QUANTITY	UNIT PRICE	TAX	RCV	DEPREC.	ACV
No damage found related to April 12, 2020 date of occurrence.						
Totals: Front Elevation- Bldg 73			0.00	0.00	0.00	0.00

Right Elevation- Bldg 73

DESCRIPTION	QUANTITY	UNIT PRICE	TAX	RCV	DEPREC.	ACV
No damage found related to April 12, 2020 date of occurrence.						
Totals: Right Elevation- Bldg 73			0.00	0.00	0.00	0.00

Rear Elevation- Bldg 73

DESCRIPTION	QUANTITY	UNIT PRICE	TAX	RCV	DEPREC.	ACV
-------------	----------	------------	-----	-----	---------	-----

Total: Roof- Bldg 74 247.16 7,610.36 3,451.12 4,159.24

Front Elevation- Bldg 74

DESCRIPTION	QUANTITY	UNIT PRICE	TAX	RCV	DEPREC.	ACV
No damage found related to April 12, 2020 date of occurrence.						
Totals: Front Elevation- Bldg 74			0.00	0.00	0.00	0.00

Right Elevation- Bldg 74

DESCRIPTION	QUANTITY	UNIT PRICE	TAX	RCV	DEPREC.	ACV
No damage found related to April 12, 2020 date of occurrence.						
Totals: Right Elevation- Bldg 74			0.00	0.00	0.00	0.00

Rear Elevation- Bldg 74

DESCRIPTION	QUANTITY	UNIT PRICE	TAX	RCV	DEPREC.	ACV
No damage found related to April 12, 2020 date of occurrence.						
Totals: Rear Elevation- Bldg 74			0.00	0.00	0.00	0.00

Left Elevation- Bldg 74

DESCRIPTION	QUANTITY	UNIT PRICE	TAX	RCV	DEPREC.	ACV
No damage found related to April 12, 2020 date of occurrence.						
Totals: Left Elevation- Bldg 74			0.00	0.00	0.00	0.00
Total: Building 74			247.16	7,610.36	3,451.12	4,159.24

Building 75
Roof- Bldg 75



Roof- Bldg 75

2862.69 Surface Area	28.63 Number of Squares
257.60 Total Perimeter Length	91.50 Total Ridge Length
69.21 Total Hip Length	

DESCRIPTION	QUANTITY	UNIT PRICE	TAX	RCV	DEPREC.	ACV
584. Tear off, haul and dispose of comp. shingles - Laminated	28.63 SQ	37.01	0.00	1,059.60	(0.00)	1,059.60
585. Roofing felt - 15 lb.	28.63 SQ	20.36	12.53	595.44	(446.58)	148.86
586. Drip edge	257.60 LF	1.56	13.58	415.44	(178.05)	237.39
587. Asphalt starter - universal starter course	176.62 LF	1.57	10.13	287.42	(215.57)	71.85
588. Laminated - comp. shingle rfg. - w/out felt	31.67 SQ	135.84	179.87	4,481.92	(2,240.97)	2,240.95
589. Continuous ridge vent - shingle-over style	91.50 LF	6.34	25.81	605.92	(259.68)	346.24
590. Ridge cap - composition shingles	160.71 LF	2.77	13.23	458.40	(275.04)	183.36
591. Flashing - pipe jack	1.00 EA	29.26	0.89	30.15	(12.92)	17.23
Totals: Roof- Bldg 75			256.04	7,934.29	3,628.81	4,305.48
Total: Roof- Bldg 75			256.04	7,934.29	3,628.81	4,305.48

Front Elevation- Bldg 75

DESCRIPTION	QUANTITY	UNIT PRICE	TAX	RCV	DEPREC.	ACV
No damage found related to April 12, 2020 date of occurrence.						
Totals: Front Elevation- Bldg 75			0.00	0.00	0.00	0.00

Right Elevation- Bldg 75

DESCRIPTION	QUANTITY	UNIT PRICE	TAX	RCV	DEPREC.	ACV
No damage found related to April 12, 2020 date of occurrence.						
Totals: Right Elevation- Bldg 75			0.00	0.00	0.00	0.00

Rear Elevation- Bldg 75

DESCRIPTION	QUANTITY	UNIT PRICE	TAX	RCV	DEPREC.	ACV
-------------	----------	------------	-----	-----	---------	-----

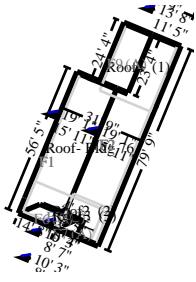
CONTINUED - Rear Elevation- Bldg 75

DESCRIPTION	QUANTITY	UNIT PRICE	TAX	RCV	DEPREC.	ACV
No damage found related to April 12, 2020 date of occurrence.						
Totals: Rear Elevation- Bldg 75			0.00	0.00	0.00	0.00

Left Elevation- Bldg 75

DESCRIPTION	QUANTITY	UNIT PRICE	TAX	RCV	DEPREC.	ACV
592. R&R Downspout - aluminum - up to 5"*	12.00 LF	5.41	3.05	67.97	(38.33)	29.64
Totals: Left Elevation- Bldg 75			3.05	67.97	38.33	29.64
Total: Building 75			259.09	8,002.26	3,667.14	4,335.12

Building 76
Roof- Bldg 76



Roof- Bldg 76

2824.50 Surface Area	28.24 Number of Squares
267.30 Total Perimeter Length	78.76 Total Ridge Length
15.77 Total Hip Length	

DESCRIPTION	QUANTITY	UNIT PRICE	TAX	RCV	DEPREC.	ACV
No damage found related to April 12, 2020 date of occurrence.						
Totals: Roof- Bldg 76			0.00	0.00	0.00	0.00

Front Elevation- Bldg 76

DESCRIPTION	QUANTITY	UNIT PRICE	TAX	RCV	DEPREC.	ACV
No damage found related to April 12, 2020 date of occurrence.						
Totals: Front Elevation- Bldg 76			0.00	0.00	0.00	0.00

Right Elevation- Bldg 76

DESCRIPTION	QUANTITY	UNIT PRICE	TAX	RCV	DEPREC.	ACV
No damage found related to April 12, 2020 date of occurrence.						
Totals: Right Elevation- Bldg 76			0.00	0.00	0.00	0.00

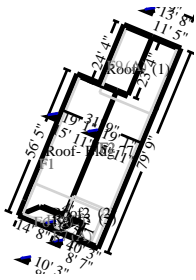
Rear Elevation- Bldg 76

DESCRIPTION	QUANTITY	UNIT PRICE	TAX	RCV	DEPREC.	ACV
No damage found related to April 12, 2020 date of occurrence.						
Totals: Rear Elevation- Bldg 76			0.00	0.00	0.00	0.00

Left Elevation- Bldg 76

DESCRIPTION	QUANTITY	UNIT PRICE	TAX	RCV	DEPREC.	ACV
No damage found related to April 12, 2020 date of occurrence.						
Totals: Left Elevation- Bldg 76			0.00	0.00	0.00	0.00

**Building 77
Roof- Bldg 77**



Roof- Bldg 77

2824.50 Surface Area	28.24 Number of Squares
267.30 Total Perimeter Length	78.76 Total Ridge Length
15.77 Total Hip Length	

DESCRIPTION	QUANTITY	UNIT PRICE	TAX	RCV	DEPREC.	ACV
No damage found related to April 12, 2020 date of occurrence.						
Totals: Roof- Bldg 77			0.00	0.00	0.00	0.00

Front Elevation- Bldg 77

DESCRIPTION	QUANTITY	UNIT PRICE	TAX	RCV	DEPREC.	ACV
No damage found related to April 12, 2020 date of occurrence.						
Totals: Front Elevation- Bldg 77			0.00	0.00	0.00	0.00

Right Elevation- Bldg 77

DESCRIPTION	QUANTITY	UNIT PRICE	TAX	RCV	DEPREC.	ACV
No damage found related to April 12, 2020 date of occurrence.						
Totals: Right Elevation- Bldg 77			0.00	0.00	0.00	0.00

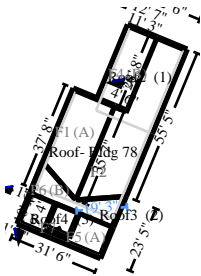
Rear Elevation- Bldg 77

DESCRIPTION	QUANTITY	UNIT PRICE	TAX	RCV	DEPREC.	ACV
No damage found related to April 12, 2020 date of occurrence.						
Totals: Rear Elevation- Bldg 77			0.00	0.00	0.00	0.00

Left Elevation- Bldg 77

DESCRIPTION	QUANTITY	UNIT PRICE	TAX	RCV	DEPREC.	ACV
No damage found related to April 12, 2020 date of occurrence.						
Totals: Left Elevation- Bldg 77			0.00	0.00	0.00	0.00

**Building 78
Roof- Bldg 78**



Roof- Bldg 78

2717.01 Surface Area	27.17 Number of Squares
298.58 Total Perimeter Length	95.78 Total Ridge Length

DESCRIPTION	QUANTITY	UNIT PRICE	TAX	RCV	DEPREC.	ACV
No damage found related to April 12, 2020 date of occurrence.						

CONTINUED - Roof- Bldg 78

DESCRIPTION	QUANTITY	UNIT PRICE	TAX	RCV	DEPREC.	ACV
Totals: Roof- Bldg 78			0.00	0.00	0.00	0.00

Front Elevation- Bldg 78

DESCRIPTION	QUANTITY	UNIT PRICE	TAX	RCV	DEPREC.	ACV
593. R&R Downspout - aluminum - up to 5"*	12.00 LF	5.41	3.05	67.97	(38.33)	29.64
Totals: Front Elevation- Bldg 78			3.05	67.97	38.33	29.64

Right Elevation- Bldg 78

DESCRIPTION	QUANTITY	UNIT PRICE	TAX	RCV	DEPREC.	ACV
No damage found related to April 12, 2020 date of occurrence.						
Totals: Right Elevation- Bldg 78			0.00	0.00	0.00	0.00

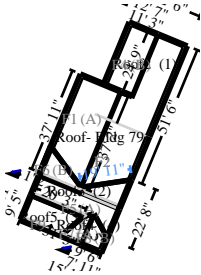
Rear Elevation- Bldg 78

DESCRIPTION	QUANTITY	UNIT PRICE	TAX	RCV	DEPREC.	ACV
594. R&R Downspout - aluminum - up to 5"*	12.00 LF	5.41	3.05	67.97	(38.33)	29.64
Totals: Rear Elevation- Bldg 78			3.05	67.97	38.33	29.64

Left Elevation- Bldg 78

DESCRIPTION	QUANTITY	UNIT PRICE	TAX	RCV	DEPREC.	ACV
No damage found related to April 12, 2020 date of occurrence.						
Totals: Left Elevation- Bldg 78			0.00	0.00	0.00	0.00
Total: Building 78			6.10	135.94	76.66	59.28

Building 79
Roof- Bldg 79



Roof- Bldg 79

2671.81 Surface Area	26.72 Number of Squares
267.29 Total Perimeter Length	105.32 Total Ridge Length

DESCRIPTION	QUANTITY	UNIT PRICE	TAX	RCV	DEPREC.	ACV
No damage found related to April 12, 2020 date of occurrence.						
Totals: Roof- Bldg 79			0.00	0.00	0.00	0.00

Front Elevation- Bldg 79

DESCRIPTION	QUANTITY	UNIT PRICE	TAX	RCV	DEPREC.	ACV
No damage found related to April 12, 2020 date of occurrence.						
Totals: Front Elevation- Bldg 79			0.00	0.00	0.00	0.00

Right Elevation- Bldg 79

DESCRIPTION	QUANTITY	UNIT PRICE	TAX	RCV	DEPREC.	ACV
No damage found related to April 12, 2020 date of occurrence.						
Totals: Right Elevation- Bldg 79			0.00	0.00	0.00	0.00

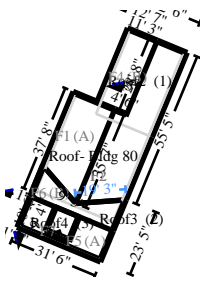
Rear Elevation- Bldg 79

DESCRIPTION	QUANTITY	UNIT PRICE	TAX	RCV	DEPREC.	ACV
595. R&R Downspout - aluminum - up to 5"*	12.00 LF	5.41	3.05	67.97	(38.33)	29.64
Totals: Rear Elevation- Bldg 79			3.05	67.97	38.33	29.64

Left Elevation- Bldg 79

DESCRIPTION	QUANTITY	UNIT PRICE	TAX	RCV	DEPREC.	ACV
No damage found related to April 12, 2020 date of occurrence.						
Totals: Left Elevation- Bldg 79			0.00	0.00	0.00	0.00
Total: Building 79			3.05	67.97	38.33	29.64

Building 80
Roof- Bldg 80



Roof- Bldg 80

2717.01 Surface Area	27.17 Number of Squares
298.58 Total Perimeter Length	95.78 Total Ridge Length

DESCRIPTION	QUANTITY	UNIT PRICE	TAX	RCV	DEPREC.	ACV
596. Tear off, haul and dispose of comp. shingles - Laminated	27.17 SQ	37.01	0.00	1,005.56	(0.00)	1,005.56
597. Roofing felt - 15 lb.	27.17 SQ	20.36	11.89	565.07	(423.81)	141.26
598. Drip edge	298.58 LF	1.56	15.74	481.52	(206.37)	275.15
599. Asphalt starter - universal starter course	131.03 LF	1.57	7.51	213.23	(159.92)	53.31
600. Laminated - comp. shingle rfg. - w/out felt	30.00 SQ	135.84	170.39	4,245.59	(2,122.80)	2,122.79
601. Continuous ridge vent - shingle-over style	95.78 LF	6.34	27.02	634.27	(271.83)	362.44
602. Ridge cap - composition shingles	95.78 LF	2.77	7.88	273.19	(163.92)	109.27
603. Flashing - pipe jack	1.00 EA	29.26	0.89	30.15	(12.92)	17.23
Totals: Roof- Bldg 80			241.32	7,448.58	3,361.57	4,087.01
Total: Roof- Bldg 80			241.32	7,448.58	3,361.57	4,087.01

Front Elevation- Bldg 80

DESCRIPTION	QUANTITY	UNIT PRICE	TAX	RCV	DEPREC.	ACV
No damage found related to April 12, 2020 date of occurrence.						
Totals: Front Elevation- Bldg 80			0.00	0.00	0.00	0.00

Right Elevation- Bldg 80

DESCRIPTION	QUANTITY	UNIT PRICE	TAX	RCV	DEPREC.	ACV
No damage found related to April 12, 2020 date of occurrence.						
Totals: Right Elevation- Bldg 80			0.00	0.00	0.00	0.00

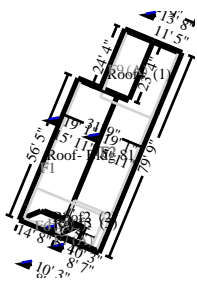
Rear Elevation- Bldg 80

DESCRIPTION	QUANTITY	UNIT PRICE	TAX	RCV	DEPREC.	ACV
No damage found related to April 12, 2020 date of occurrence.						
Totals: Rear Elevation- Bldg 80			0.00	0.00	0.00	0.00

Left Elevation- Bldg 80

DESCRIPTION	QUANTITY	UNIT PRICE	TAX	RCV	DEPREC.	ACV
No damage found related to April 12, 2020 date of occurrence.						
Totals: Left Elevation- Bldg 80			0.00	0.00	0.00	0.00
Total: Building 80			241.32	7,448.58	3,361.57	4,087.01

**Building 81
Roof- Bldg 81**



Roof- Bldg 81

2824.50 Surface Area	28.24 Number of Squares
267.30 Total Perimeter Length	78.76 Total Ridge Length
15.77 Total Hip Length	

DESCRIPTION	QUANTITY	UNIT PRICE	TAX	RCV	DEPREC.	ACV
604. Tear off, haul and dispose of comp. shingles - Laminated	28.24 SQ	37.01	0.00	1,045.16	(0.00)	1,045.16
605. Roofing felt - 15 lb.	28.24 SQ	20.36	12.36	587.33	(440.50)	146.83
606. Drip edge	267.30 LF	1.56	14.09	431.08	(184.75)	246.33
607. Asphalt starter - universal starter course	179.17 LF	1.57	10.28	291.58	(218.69)	72.89
608. Laminated - comp. shingle rfg. - w/out felt	31.33 SQ	135.84	177.94	4,433.81	(2,216.91)	2,216.90
609. Continuous ridge vent - shingle-over style	78.76 LF	6.34	22.22	521.56	(223.52)	298.04
610. Ridge cap - composition shingles	94.52 LF	2.77	7.78	269.60	(161.76)	107.84

CONTINUED - Roof- Bldg 81

DESCRIPTION	QUANTITY	UNIT PRICE	TAX	RCV	DEPREC.	ACV
611. Flashing - pipe jack	1.00 EA	29.26	0.89	30.15	(12.92)	17.23
Totals: Roof- Bldg 81			245.56	7,610.27	3,459.05	4,151.22
Total: Roof- Bldg 81			245.56	7,610.27	3,459.05	4,151.22

Front Elevation- Bldg 81

DESCRIPTION	QUANTITY	UNIT PRICE	TAX	RCV	DEPREC.	ACV
No damage found related to April 12, 2020 date of occurrence.						
Totals: Front Elevation- Bldg 81			0.00	0.00	0.00	0.00

Right Elevation- Bldg 81

DESCRIPTION	QUANTITY	UNIT PRICE	TAX	RCV	DEPREC.	ACV
No damage found related to April 12, 2020 date of occurrence.						
Totals: Right Elevation- Bldg 81			0.00	0.00	0.00	0.00

Rear Elevation- Bldg 81

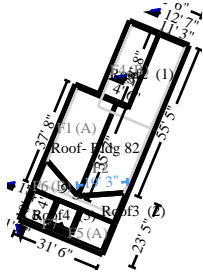
DESCRIPTION	QUANTITY	UNIT PRICE	TAX	RCV	DEPREC.	ACV
612. R&R Downspout - aluminum - up to 5"*	12.00 LF	5.41	3.05	67.97	(38.33)	29.64
Totals: Rear Elevation- Bldg 81			3.05	67.97	38.33	29.64

Left Elevation- Bldg 81

DESCRIPTION	QUANTITY	UNIT PRICE	TAX	RCV	DEPREC.	ACV
No damage found related to April 12, 2020 date of occurrence.						
Totals: Left Elevation- Bldg 81			0.00	0.00	0.00	0.00

Total: Building 81 248.61 7,678.24 3,497.38 4,180.86

Building 82
Roof- Bldg 82



Roof- Bldg 82

2717.01 Surface Area	27.17 Number of Squares
298.58 Total Perimeter Length	95.78 Total Ridge Length

DESCRIPTION	QUANTITY	UNIT PRICE	TAX	RCV	DEPREC.	ACV
No damage found related to April 12, 2020 date of occurrence.						
Totals: Roof- Bldg 82			0.00	0.00	0.00	0.00

Front Elevation- Bldg 82

DESCRIPTION	QUANTITY	UNIT PRICE	TAX	RCV	DEPREC.	ACV
No damage found related to April 12, 2020 date of occurrence.						
Totals: Front Elevation- Bldg 82			0.00	0.00	0.00	0.00

Right Elevation- Bldg 82

DESCRIPTION	QUANTITY	UNIT PRICE	TAX	RCV	DEPREC.	ACV
No damage found related to April 12, 2020 date of occurrence.						
Totals: Right Elevation- Bldg 82			0.00	0.00	0.00	0.00

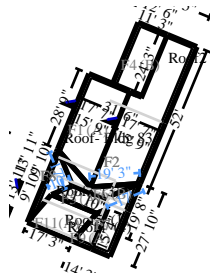
Rear Elevation- Bldg 82

DESCRIPTION	QUANTITY	UNIT PRICE	TAX	RCV	DEPREC.	ACV
No damage found related to April 12, 2020 date of occurrence.						
Totals: Rear Elevation- Bldg 82			0.00	0.00	0.00	0.00

Left Elevation- Bldg 82

DESCRIPTION	QUANTITY	UNIT PRICE	TAX	RCV	DEPREC.	ACV
No damage found related to April 12, 2020 date of occurrence.						
Totals: Left Elevation- Bldg 82			0.00	0.00	0.00	0.00

**Building 83
Roof- Bldg 83**



Roof- Bldg 83

2735.06 Surface Area	27.35 Number of Squares
245.82 Total Perimeter Length	88.00 Total Ridge Length
62.26 Total Hip Length	

DESCRIPTION	QUANTITY	UNIT PRICE	TAX	RCV	DEPREC.	ACV
613. Tear off, haul and dispose of comp. shingles - Laminated	27.35 SQ	37.01	0.00	1,012.22	(0.00)	1,012.22
614. Roofing felt - 15 lb.	27.35 SQ	20.36	11.97	568.82	(426.62)	142.20
615. Drip edge	245.82 LF	1.56	12.96	396.44	(169.90)	226.54
616. Asphalt starter - universal starter course	177.92 LF	1.57	10.20	289.53	(217.15)	72.38
617. Laminated - comp. shingle rfg. - w/out felt	30.33 SQ	135.84	172.26	4,292.29	(2,146.15)	2,146.14
618. Continuous ridge vent - shingle-over style	88.00 LF	6.34	24.83	582.75	(249.75)	333.00
619. Ridge cap - composition shingles	150.26 LF	2.77	12.37	428.59	(257.15)	171.44
620. Flashing - pipe jack	1.00 EA	29.26	0.89	30.15	(12.92)	17.23
Totals: Roof- Bldg 83			245.48	7,600.79	3,479.64	4,121.15
Total: Roof- Bldg 83			245.48	7,600.79	3,479.64	4,121.15

Front Elevation- Bldg 83

DESCRIPTION	QUANTITY	UNIT PRICE	TAX	RCV	DEPREC.	ACV
No damage found related to April 12, 2020 date of occurrence.						
Totals: Front Elevation- Bldg 83			0.00	0.00	0.00	0.00

Right Elevation- Bldg 83

DESCRIPTION	QUANTITY	UNIT PRICE	TAX	RCV	DEPREC.	ACV
No damage found related to April 12, 2020 date of occurrence.						
Totals: Right Elevation- Bldg 83			0.00	0.00	0.00	0.00

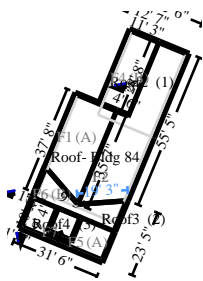
Rear Elevation- Bldg 83

DESCRIPTION	QUANTITY	UNIT PRICE	TAX	RCV	DEPREC.	ACV
621. R&R Downspout - aluminum - up to 5"*	12.00 LF	5.41	3.05	67.97	(38.33)	29.64
Totals: Rear Elevation- Bldg 83			3.05	67.97	38.33	29.64

Left Elevation- Bldg 83

DESCRIPTION	QUANTITY	UNIT PRICE	TAX	RCV	DEPREC.	ACV
No damage found related to April 12, 2020 date of occurrence.						
Totals: Left Elevation- Bldg 83			0.00	0.00	0.00	0.00
Total: Building 83			248.53	7,668.76	3,517.97	4,150.79

**Building 84
Roof- Bldg 84**



Roof- Bldg 84

2717.01 Surface Area	27.17 Number of Squares
298.58 Total Perimeter Length	95.78 Total Ridge Length

DESCRIPTION	QUANTITY	UNIT PRICE	TAX	RCV	DEPREC.	ACV
622. Tear off, haul and dispose of comp. shingles - Laminated	27.17 SQ	37.01	0.00	1,005.56	(0.00)	1,005.56
623. Roofing felt - 15 lb.	27.17 SQ	20.36	11.89	565.07	(423.81)	141.26
624. Drip edge	298.58 LF	1.56	15.74	481.52	(206.37)	275.15
625. Asphalt starter - universal starter course	131.03 LF	1.57	7.51	213.23	(159.92)	53.31
626. Laminated - comp. shingle rfg. - w/out felt	30.00 SQ	135.84	170.39	4,245.59	(2,122.80)	2,122.79
627. Continuous ridge vent - shingle-over style	95.78 LF	6.34	27.02	634.27	(271.83)	362.44
628. Ridge cap - composition shingles	95.78 LF	2.77	7.88	273.19	(163.92)	109.27

CONTINUED - Roof- Bldg 84

DESCRIPTION	QUANTITY	UNIT PRICE	TAX	RCV	DEPREC.	ACV
629. Flashing - pipe jack	1.00 EA	29.26	0.89	30.15	(12.92)	17.23
Totals: Roof- Bldg 84			241.32	7,448.58	3,361.57	4,087.01
Total: Roof- Bldg 84			241.32	7,448.58	3,361.57	4,087.01

Front Elevation- Bldg 84

DESCRIPTION	QUANTITY	UNIT PRICE	TAX	RCV	DEPREC.	ACV
No damage found related to April 12, 2020 date of occurrence.						
Totals: Front Elevation- Bldg 84			0.00	0.00	0.00	0.00

Right Elevation- Bldg 84

DESCRIPTION	QUANTITY	UNIT PRICE	TAX	RCV	DEPREC.	ACV
No damage found related to April 12, 2020 date of occurrence.						
Totals: Right Elevation- Bldg 84			0.00	0.00	0.00	0.00

Rear Elevation- Bldg 84

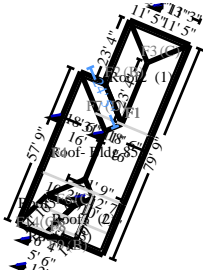
DESCRIPTION	QUANTITY	UNIT PRICE	TAX	RCV	DEPREC.	ACV
No damage found related to April 12, 2020 date of occurrence.						
Totals: Rear Elevation- Bldg 84			0.00	0.00	0.00	0.00

Left Elevation- Bldg 84

DESCRIPTION	QUANTITY	UNIT PRICE	TAX	RCV	DEPREC.	ACV
No damage found related to April 12, 2020 date of occurrence.						
Totals: Left Elevation- Bldg 84			0.00	0.00	0.00	0.00

Total: Building 84 **241.32** **7,448.58** **3,361.57** **4,087.01**

Building 85
Roof- Bldg 85



Roof- Bldg 85

2731.51 Surface Area	27.32 Number of Squares
241.87 Total Perimeter Length	60.04 Total Ridge Length
104.65 Total Hip Length	

DESCRIPTION	QUANTITY	UNIT PRICE	TAX	RCV	DEPREC.	ACV
630. Tear off, haul and dispose of comp. shingles - Laminated	27.32 SQ	37.01	0.00	1,011.11	(0.00)	1,011.11
631. Roofing felt - 15 lb.	27.32 SQ	20.36	11.95	568.19	(426.14)	142.05
632. Drip edge	241.87 LF	1.56	12.75	390.07	(167.17)	222.90
633. Asphalt starter - universal starter course	209.00 LF	1.57	11.99	340.12	(255.09)	85.03
634. Laminated - comp. shingle rfg. - w/out felt	30.33 SQ	135.84	172.26	4,292.29	(2,146.15)	2,146.14
635. Continuous ridge vent - shingle-over style	60.04 LF	6.34	16.94	397.59	(170.40)	227.19
636. Ridge cap - composition shingles	164.69 LF	2.77	13.56	469.75	(281.85)	187.90
637. Flashing - pipe jack	1.00 EA	29.26	0.89	30.15	(12.92)	17.23

Totals: Roof- Bldg 85 **240.34** **7,499.27** **3,459.72** **4,039.55**

Total: Roof- Bldg 85 **240.34** **7,499.27** **3,459.72** **4,039.55**

Front Elevation- Bldg 85

DESCRIPTION	QUANTITY	UNIT PRICE	TAX	RCV	DEPREC.	ACV
No damage found related to April 12, 2020 date of occurrence.						
Totals: Front Elevation- Bldg 85			0.00	0.00	0.00	0.00

Right Elevation- Bldg 85

DESCRIPTION	QUANTITY	UNIT PRICE	TAX	RCV	DEPREC.	ACV
No damage found related to April 12, 2020 date of occurrence.						
Totals: Right Elevation- Bldg 85			0.00	0.00	0.00	0.00

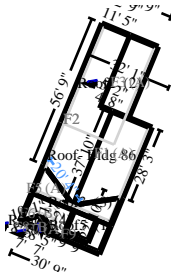
Rear Elevation- Bldg 85

DESCRIPTION	QUANTITY	UNIT PRICE	TAX	RCV	DEPREC.	ACV
No damage found related to April 12, 2020 date of occurrence.						
Totals: Rear Elevation- Bldg 85			0.00	0.00	0.00	0.00

Left Elevation- Bldg 85

DESCRIPTION	QUANTITY	UNIT PRICE	TAX	RCV	DEPREC.	ACV
No damage found related to April 12, 2020 date of occurrence.						
Totals: Left Elevation- Bldg 85			0.00	0.00	0.00	0.00
Total: Building 85			240.34	7,499.27	3,459.72	4,039.55

**Building 86
Roof- Bldg 86**



Roof- Bldg 86

2724.49 Surface Area	27.24 Number of Squares
310.30 Total Perimeter Length	105.07 Total Ridge Length

DESCRIPTION	QUANTITY	UNIT PRICE	TAX	RCV	DEPREC.	ACV
638. Tear off, haul and dispose of comp. shingles - Laminated	27.24 SQ	37.01	0.00	1,008.15	(0.00)	1,008.15
639. Roofing felt - 15 lb.	27.24 SQ	20.36	11.92	566.53	(424.90)	141.63
640. Drip edge	310.30 LF	1.56	16.36	500.43	(214.47)	285.96
641. Asphalt starter - universal starter course	162.25 LF	1.57	9.31	264.04	(198.03)	66.01
642. Laminated - comp. shingle rfg. - w/out felt	30.00 SQ	135.84	170.39	4,245.59	(2,122.80)	2,122.79
643. Continuous ridge vent - shingle-over style	105.07 LF	6.34	29.64	695.78	(298.19)	397.59
644. Ridge cap - composition shingles	105.07 LF	2.77	8.65	299.69	(179.81)	119.88
645. Flashing - pipe jack	1.00 EA	29.26	0.89	30.15	(12.92)	17.23
Totals: Roof- Bldg 86			247.16	7,610.36	3,451.12	4,159.24
Total: Roof- Bldg 86			247.16	7,610.36	3,451.12	4,159.24

Front Elevation- Bldg 86

DESCRIPTION	QUANTITY	UNIT PRICE	TAX	RCV	DEPREC.	ACV
No damage found related to April 12, 2020 date of occurrence.						
Totals: Front Elevation- Bldg 86			0.00	0.00	0.00	0.00

Right Elevation- Bldg 86

DESCRIPTION	QUANTITY	UNIT PRICE	TAX	RCV	DEPREC.	ACV
No damage found related to April 12, 2020 date of occurrence.						
Totals: Right Elevation- Bldg 86			0.00	0.00	0.00	0.00

Rear Elevation- Bldg 86

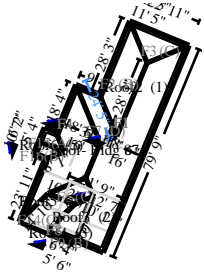
DESCRIPTION	QUANTITY	UNIT PRICE	TAX	RCV	DEPREC.	ACV
No damage found related to April 12, 2020 date of occurrence.						
Totals: Rear Elevation- Bldg 86			0.00	0.00	0.00	0.00

Left Elevation- Bldg 86

DESCRIPTION	QUANTITY	UNIT PRICE	TAX	RCV	DEPREC.	ACV
No damage found related to April 12, 2020 date of occurrence.						
Totals: Left Elevation- Bldg 86			0.00	0.00	0.00	0.00

Total: Building 86			247.16	7,610.36	3,451.12	4,159.24
---------------------------	--	--	---------------	-----------------	-----------------	-----------------

Building 87
Roof- Bldg 87



Roof- Bldg 87

2735.48 Surface Area	27.35 Number of Squares
252.56 Total Perimeter Length	68.52 Total Ridge Length
104.65 Total Hip Length	

DESCRIPTION	QUANTITY	UNIT PRICE	TAX	RCV	DEPREC.	ACV
646. Tear off, haul and dispose of comp. shingles - Laminated	27.35 SQ	37.01	0.00	1,012.22	(0.00)	1,012.22
647. Roofing felt - 15 lb.	27.35 SQ	20.36	11.97	568.82	(426.62)	142.20
648. Drip edge	252.56 LF	1.56	13.32	407.31	(174.56)	232.75
649. Asphalt starter - universal starter course	207.41 LF	1.57	11.89	337.52	(253.14)	84.38
650. Laminated - comp. shingle rfg. - w/out felt	30.33 SQ	135.84	172.26	4,292.29	(2,146.15)	2,146.14
651. Continuous ridge vent - shingle-over style	68.52 LF	6.34	19.33	453.75	(194.46)	259.29
652. Ridge cap - composition shingles	173.17 LF	2.77	14.26	493.94	(296.37)	197.57
653. Flashing - pipe jack	1.00 EA	29.26	0.89	30.15	(12.92)	17.23
Totals: Roof- Bldg 87			243.92	7,596.00	3,504.22	4,091.78
Total: Roof- Bldg 87			243.92	7,596.00	3,504.22	4,091.78

Front Elevation- Bldg 87

DESCRIPTION	QUANTITY	UNIT PRICE	TAX	RCV	DEPREC.	ACV
654. R&R Window screen, 1 - 9 SF	2.00 EA	38.91	6.11	83.93	(39.38)	44.55
655. R&R Gutter - aluminum - up to 5"*	15.00 LF	5.41	3.82	84.97	(47.92)	37.05
Totals: Front Elevation- Bldg 87			9.93	168.90	87.30	81.60

Right Elevation- Bldg 87

DESCRIPTION	QUANTITY	UNIT PRICE	TAX	RCV	DEPREC.	ACV
656. R&R Gutter-aluminum - up to 5"*	80.00 LF	5.41	20.35	453.15	(255.57)	197.58
657. R&R Downspout - aluminum - up to 5"*	12.00 LF	5.41	3.05	67.97	(38.33)	29.64
Totals: Right Elevation- Bldg 87			23.40	521.12	293.90	227.22

Rear Elevation- Bldg 87

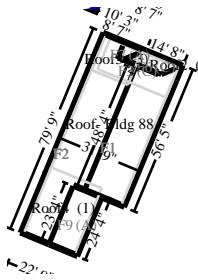
DESCRIPTION	QUANTITY	UNIT PRICE	TAX	RCV	DEPREC.	ACV
No damage found related to April 12, 2020 date of occurrence.						
Totals: Rear Elevation- Bldg 87			0.00	0.00	0.00	0.00

Left Elevation- Bldg 87

DESCRIPTION	QUANTITY	UNIT PRICE	TAX	RCV	DEPREC.	ACV
No damage found related to April 12, 2020 date of occurrence.						
Totals: Left Elevation- Bldg 87			0.00	0.00	0.00	0.00
Total: Building 87			277.25	8,286.02	3,885.42	4,400.60

Building 88

Roof- Bldg 88



Roof- Bldg 88

2824.50 Surface Area	28.24 Number of Squares
267.30 Total Perimeter Length	78.76 Total Ridge Length
15.77 Total Hip Length	

DESCRIPTION	QUANTITY	UNIT PRICE	TAX	RCV	DEPREC.	ACV
658. Tear off, haul and dispose of comp. shingles - Laminated	28.24 SQ	37.01	0.00	1,045.16	(0.00)	1,045.16
659. Roofing felt - 15 lb.	28.24 SQ	20.36	12.36	587.33	(440.50)	146.83
660. Drip edge	267.30 LF	1.56	14.09	431.08	(184.75)	246.33
661. Asphalt starter - universal starter course	179.17 LF	1.57	10.28	291.58	(218.69)	72.89
662. Laminated - comp. shingle rfg. - w/out felt	31.33 SQ	135.84	177.94	4,433.81	(2,216.91)	2,216.90
663. Continuous ridge vent - shingle-over style	78.76 LF	6.34	22.22	521.56	(223.52)	298.04
664. Ridge cap - composition shingles	94.52 LF	2.77	7.78	269.60	(161.76)	107.84
665. Flashing - pipe jack	1.00 EA	29.26	0.89	30.15	(12.92)	17.23
Totals: Roof- Bldg 88			245.56	7,610.27	3,459.05	4,151.22
Total: Roof- Bldg 88			245.56	7,610.27	3,459.05	4,151.22

Front Elevation- Bldg 88

DESCRIPTION	QUANTITY	UNIT PRICE	TAX	RCV	DEPREC.	ACV
No damage found related to April 12, 2020 date of occurrence.						
Totals: Front Elevation- Bldg 88			0.00	0.00	0.00	0.00

Right Elevation- Bldg 88

DESCRIPTION	QUANTITY	UNIT PRICE	TAX	RCV	DEPREC.	ACV
No damage found related to April 12, 2020 date of occurrence.						
Totals: Right Elevation- Bldg 88			0.00	0.00	0.00	0.00

Rear Elevation- Bldg 88

DESCRIPTION	QUANTITY	UNIT PRICE	TAX	RCV	DEPREC.	ACV
No damage found related to April 12, 2020 date of occurrence.						
Totals: Rear Elevation- Bldg 88			0.00	0.00	0.00	0.00

Left Elevation- Bldg 88

DESCRIPTION	QUANTITY	UNIT PRICE	TAX	RCV	DEPREC.	ACV
No damage found related to April 12, 2020 date of occurrence.						
Totals: Left Elevation- Bldg 88			0.00	0.00	0.00	0.00

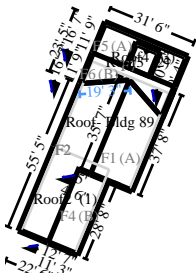
Total: Building 88			245.56	7,610.27	3,459.05	4,151.22
---------------------------	--	--	---------------	-----------------	-----------------	-----------------

Building 89

Roof- Bldg 89

Roof- Bldg 89

2717.01 Surface Area	27.17 Number of Squares
298.58 Total Perimeter Length	95.78 Total Ridge Length



DESCRIPTION	QUANTITY	UNIT PRICE	TAX	RCV	DEPREC.	ACV
20040779				5/12/2020		Page: 130

CONTINUED - Roof- Bldg 89

DESCRIPTION	QUANTITY	UNIT PRICE	TAX	RCV	DEPREC.	ACV
666. Tear off, haul and dispose of comp. shingles - Laminated	27.17 SQ	37.01	0.00	1,005.56	(0.00)	1,005.56
667. Roofing felt - 15 lb.	27.17 SQ	20.36	11.89	565.07	(423.81)	141.26
668. Drip edge	298.58 LF	1.56	15.74	481.52	(206.37)	275.15
669. Asphalt starter - universal starter course	131.03 LF	1.57	7.51	213.23	(159.92)	53.31
670. Laminated - comp. shingle rfg. - w/out felt	30.00 SQ	135.84	170.39	4,245.59	(2,122.80)	2,122.79
671. Continuous ridge vent - shingle-over style	95.78 LF	6.34	27.02	634.27	(271.83)	362.44
672. Ridge cap - composition shingles	95.78 LF	2.77	7.88	273.19	(163.92)	109.27
673. Flashing - pipe jack	1.00 EA	29.26	0.89	30.15	(12.92)	17.23
Totals: Roof- Bldg 89			241.32	7,448.58	3,361.57	4,087.01
Total: Roof- Bldg 89			241.32	7,448.58	3,361.57	4,087.01

Front Elevation- Bldg 89

DESCRIPTION	QUANTITY	UNIT PRICE	TAX	RCV	DEPREC.	ACV
No damage found related to April 12, 2020 date of occurrence.						
Totals: Front Elevation- Bldg 89			0.00	0.00	0.00	0.00

Right Elevation- Bldg 89

DESCRIPTION	QUANTITY	UNIT PRICE	TAX	RCV	DEPREC.	ACV
No damage found related to April 12, 2020 date of occurrence.						
Totals: Right Elevation- Bldg 89			0.00	0.00	0.00	0.00

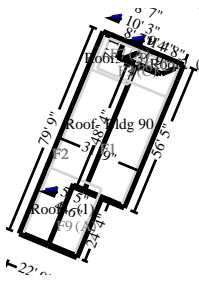
Rear Elevation- Bldg 89

DESCRIPTION	QUANTITY	UNIT PRICE	TAX	RCV	DEPREC.	ACV
No damage found related to April 12, 2020 date of occurrence.						
Totals: Rear Elevation- Bldg 89			0.00	0.00	0.00	0.00

Left Elevation- Bldg 89

DESCRIPTION	QUANTITY	UNIT PRICE	TAX	RCV	DEPREC.	ACV
No damage found related to April 12, 2020 date of occurrence.						
Totals: Left Elevation- Bldg 89			0.00	0.00	0.00	0.00
Total: Building 89			241.32	7,448.58	3,361.57	4,087.01

**Building 90
Roof- Bldg 90**



Roof- Bldg 90

2824.50 Surface Area	28.24 Number of Squares
267.30 Total Perimeter Length	79.76 Total Ridge Length
15.77 Total Hip Length	

DESCRIPTION	QUANTITY	UNIT PRICE	TAX	RCV	DEPREC.	ACV
No damage found related to April 12, 2020 date of occurrence.						
Totals: Roof- Bldg 90			0.00	0.00	0.00	0.00

Front Elevation- Bldg 90

DESCRIPTION	QUANTITY	UNIT PRICE	TAX	RCV	DEPREC.	ACV
No damage found related to April 12, 2020 date of occurrence.						
Totals: Front Elevation- Bldg 90			0.00	0.00	0.00	0.00

Right Elevation- Bldg 90

DESCRIPTION	QUANTITY	UNIT PRICE	TAX	RCV	DEPREC.	ACV
No damage found related to April 12, 2020 date of occurrence.						
Totals: Right Elevation- Bldg 90			0.00	0.00	0.00	0.00

Rear Elevation- Bldg 90

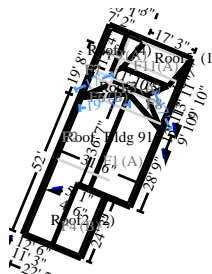
DESCRIPTION	QUANTITY	UNIT PRICE	TAX	RCV	DEPREC.	ACV
No damage found related to April 12, 2020 date of occurrence.						
Totals: Rear Elevation- Bldg 90			0.00	0.00	0.00	0.00

Left Elevation- Bldg 90

DESCRIPTION	QUANTITY	UNIT PRICE	TAX	RCV	DEPREC.	ACV
No damage found related to April 12, 2020 date of occurrence.						
Totals: Left Elevation- Bldg 90			0.00	0.00	0.00	0.00

**Building 91
Roof- Bldg 91**

Roof- Bldg 91



2735.06 Surface Area	27.35 Number of Squares
245.82 Total Perimeter Length	88.00 Total Ridge Length
62.26 Total Hip Length	

DESCRIPTION	QUANTITY	UNIT PRICE	TAX	RCV	DEPREC.	ACV
No damage found related to April 12, 2020 date of occurrence.						
Totals: Roof- Bldg 91			0.00	0.00	0.00	0.00

Front Elevation- Bldg 91

DESCRIPTION	QUANTITY	UNIT PRICE	TAX	RCV	DEPREC.	ACV
No damage found related to April 12, 2020 date of occurrence.						
Totals: Front Elevation- Bldg 91			0.00	0.00	0.00	0.00

Right Elevation- Bldg 91

DESCRIPTION	QUANTITY	UNIT PRICE	TAX	RCV	DEPREC.	ACV
No damage found related to April 12, 2020 date of occurrence.						
Totals: Right Elevation- Bldg 91			0.00	0.00	0.00	0.00

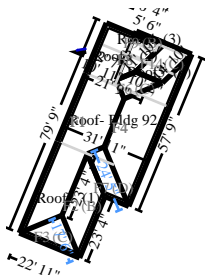
Rear Elevation- Bldg 91

DESCRIPTION	QUANTITY	UNIT PRICE	TAX	RCV	DEPREC.	ACV
No damage found related to April 12, 2020 date of occurrence.						
Totals: Rear Elevation- Bldg 91			0.00	0.00	0.00	0.00

Left Elevation- Bldg 91

DESCRIPTION	QUANTITY	UNIT PRICE	TAX	RCV	DEPREC.	ACV
No damage found related to April 12, 2020 date of occurrence.						
Totals: Left Elevation- Bldg 91			0.00	0.00	0.00	0.00

Building 92
Roof- Bldg 92



Roof- Bldg 92

2731.51	Surface Area	27.32	Number of Squares
241.87	Total Perimeter Length	60.04	Total Ridge Length
104.65	Total Hip Length		

DESCRIPTION	QUANTITY	UNIT PRICE	TAX	RCV	DEPREC.	ACV
No damage found related to April 12, 2020 date of occurrence.						
Totals: Roof- Bldg 92			0.00	0.00	0.00	0.00

Front Elevation- Bldg 92

DESCRIPTION	QUANTITY	UNIT PRICE	TAX	RCV	DEPREC.	ACV
No damage found related to April 12, 2020 date of occurrence.						

CONTINUED - Front Elevation- Bldg 92

DESCRIPTION	QUANTITY	UNIT PRICE	TAX	RCV	DEPREC.	ACV
Totals: Front Elevation- Bldg 92			0.00	0.00	0.00	0.00

Right Elevation- Bldg 92

DESCRIPTION	QUANTITY	UNIT PRICE	TAX	RCV	DEPREC.	ACV
No damage found related to April 12, 2020 date of occurrence.						
Totals: Right Elevation- Bldg 92			0.00	0.00	0.00	0.00

Rear Elevation- Bldg 92

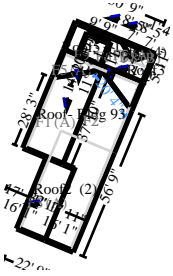
DESCRIPTION	QUANTITY	UNIT PRICE	TAX	RCV	DEPREC.	ACV
No damage found related to April 12, 2020 date of occurrence.						
Totals: Rear Elevation- Bldg 92			0.00	0.00	0.00	0.00

Left Elevation- Bldg 92

DESCRIPTION	QUANTITY	UNIT PRICE	TAX	RCV	DEPREC.	ACV
No damage found related to April 12, 2020 date of occurrence.						
Totals: Left Elevation- Bldg 92			0.00	0.00	0.00	0.00

Building 93

Roof- Bldg 93



Roof- Bldg 93

2724.49 Surface Area	27.24 Number of Squares
310.30 Total Perimeter Length	105.07 Total Ridge Length

DESCRIPTION	QUANTITY	UNIT PRICE	TAX	RCV	DEPREC.	ACV
No damage found related to April 12, 2020 date of occurrence.						
Totals: Roof- Bldg 93			0.00	0.00	0.00	0.00

Front Elevation- Bldg 93

DESCRIPTION	QUANTITY	UNIT PRICE	TAX	RCV	DEPREC.	ACV
No damage found related to April 12, 2020 date of occurrence.						
Totals: Front Elevation- Bldg 93			0.00	0.00	0.00	0.00

Right Elevation- Bldg 93

DESCRIPTION	QUANTITY	UNIT PRICE	TAX	RCV	DEPREC.	ACV
No damage found related to April 12, 2020 date of occurrence.						
Totals: Right Elevation- Bldg 93			0.00	0.00	0.00	0.00

Rear Elevation- Bldg 93

DESCRIPTION	QUANTITY	UNIT PRICE	TAX	RCV	DEPREC.	ACV
No damage found related to April 12, 2020 date of occurrence.						
Totals: Rear Elevation- Bldg 93			0.00	0.00	0.00	0.00

Left Elevation- Bldg 93

DESCRIPTION	QUANTITY	UNIT PRICE	TAX	RCV	DEPREC.	ACV
No damage found related to April 12, 2020 date of occurrence.						

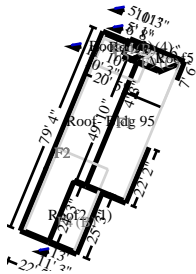
Rear Elevation- Bldg 94

DESCRIPTION	QUANTITY	UNIT PRICE	TAX	RCV	DEPREC.	ACV
No damage found related to April 12, 2020 date of occurrence.						
Totals: Rear Elevation- Bldg 94			0.00	0.00	0.00	0.00

Left Elevation- Bldg 94

DESCRIPTION	QUANTITY	UNIT PRICE	TAX	RCV	DEPREC.	ACV
No damage found related to April 12, 2020 date of occurrence.						
Totals: Left Elevation- Bldg 94			0.00	0.00	0.00	0.00

**Building 95
Roof- Bldg 95**



Roof- Bldg 95

2737.41 Surface Area	27.37 Number of Squares
251.34 Total Perimeter Length	81.57 Total Ridge Length
11.47 Total Hip Length	

DESCRIPTION	QUANTITY	UNIT PRICE	TAX	RCV	DEPREC.	ACV
674. Tear off, haul and dispose of comp. shingles - Laminated	27.37 SQ	37.01	0.00	1,012.96	(0.00)	1,012.96
675. Roofing felt - 15 lb.	27.37 SQ	20.36	11.98	569.23	(426.93)	142.30
676. Drip edge	251.34 LF	1.56	13.25	405.34	(173.72)	231.62
677. Asphalt starter - universal starter course	153.10 LF	1.57	8.78	249.15	(186.87)	62.28
678. Laminated - comp. shingle rfg. - w/out felt	30.33 SQ	135.84	172.26	4,292.29	(2,146.15)	2,146.14
679. Continuous ridge vent - shingle-over style	81.57 LF	6.34	23.01	540.16	(231.50)	308.66
680. Ridge cap - composition shingles	93.04 LF	2.77	7.66	265.38	(159.23)	106.15
681. Flashing - pipe jack	1.00 EA	29.26	0.89	30.15	(12.92)	17.23
Totals: Roof- Bldg 95			237.83	7,364.66	3,337.32	4,027.34
Total: Roof- Bldg 95			237.83	7,364.66	3,337.32	4,027.34

Front Elevation- Bldg 95

DESCRIPTION	QUANTITY	UNIT PRICE	TAX	RCV	DEPREC.	ACV
No damage found related to April 12, 2020 date of occurrence.						
Totals: Front Elevation- Bldg 95			0.00	0.00	0.00	0.00

Right Elevation- Bldg 95

DESCRIPTION	QUANTITY	UNIT PRICE	TAX	RCV	DEPREC.	ACV
No damage found related to April 12, 2020 date of occurrence.						
Totals: Right Elevation- Bldg 95			0.00	0.00	0.00	0.00

Rear Elevation- Bldg 95

DESCRIPTION	QUANTITY	UNIT PRICE	TAX	RCV	DEPREC.	ACV
No damage found related to April 12, 2020 date of occurrence.						
Totals: Rear Elevation- Bldg 95			0.00	0.00	0.00	0.00

Left Elevation- Bldg 95

DESCRIPTION	QUANTITY	UNIT PRICE	TAX	RCV	DEPREC.	ACV
No damage found related to April 12, 2020 date of occurrence.						
Totals: Left Elevation- Bldg 95			0.00	0.00	0.00	0.00

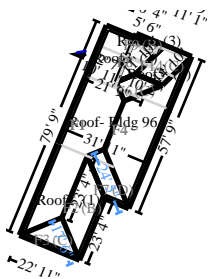
Total: Building 95			237.83	7,364.66	3,337.32	4,027.34
---------------------------	--	--	---------------	-----------------	-----------------	-----------------

Building 96

Roof- Bldg 96

Roof- Bldg 96

2731.51	Surface Area	27.32	Number of Squares
241.87	Total Perimeter Length	60.04	Total Ridge Length
104.65	Total Hip Length		



DESCRIPTION	QUANTITY	UNIT PRICE	TAX	RCV	DEPREC.	ACV
20040779				5/12/2020		Page: 139

CONTINUED - Roof- Bldg 96

DESCRIPTION	QUANTITY	UNIT PRICE	TAX	RCV	DEPREC.	ACV
No damage found related to April 12, 2020 date of occurrence.						
Totals: Roof- Bldg 96			0.00	0.00	0.00	0.00

Front Elevation- Bldg 96

DESCRIPTION	QUANTITY	UNIT PRICE	TAX	RCV	DEPREC.	ACV
No damage found related to April 12, 2020 date of occurrence.						
Totals: Front Elevation- Bldg 96			0.00	0.00	0.00	0.00

Right Elevation- Bldg 96

DESCRIPTION	QUANTITY	UNIT PRICE	TAX	RCV	DEPREC.	ACV
No damage found related to April 12, 2020 date of occurrence.						
Totals: Right Elevation- Bldg 96			0.00	0.00	0.00	0.00

Rear Elevation- Bldg 96

DESCRIPTION	QUANTITY	UNIT PRICE	TAX	RCV	DEPREC.	ACV
No damage found related to April 12, 2020 date of occurrence.						
Totals: Rear Elevation- Bldg 96			0.00	0.00	0.00	0.00

Left Elevation- Bldg 96

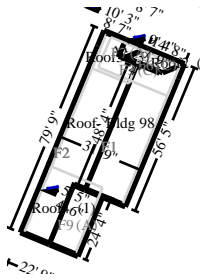
DESCRIPTION	QUANTITY	UNIT PRICE	TAX	RCV	DEPREC.	ACV
No damage found related to April 12, 2020 date of occurrence.						
Totals: Left Elevation- Bldg 96			0.00	0.00	0.00	0.00

DESCRIPTION	QUANTITY	UNIT PRICE	TAX	RCV	DEPREC.	ACV
No damage found related to April 12, 2020 date of occurrence.						
Totals: Rear Elevation- Bldg 97			0.00	0.00	0.00	0.00

Left Elevation- Bldg 97

DESCRIPTION	QUANTITY	UNIT PRICE	TAX	RCV	DEPREC.	ACV
No damage found related to April 12, 2020 date of occurrence.						
Totals: Left Elevation- Bldg 97			0.00	0.00	0.00	0.00
Total: Building 97			247.16	7,610.36	3,451.12	4,159.24

**Building 98
Roof- Bldg 98**



Roof- Bldg 98

2824.50 Surface Area	28.24 Number of Squares
267.30 Total Perimeter Length	79.76 Total Ridge Length
15.77 Total Hip Length	

DESCRIPTION	QUANTITY	UNIT PRICE	TAX	RCV	DEPREC.	ACV
No damage found related to April 12, 2020 date of occurrence.						
Totals: Roof- Bldg 98			0.00	0.00	0.00	0.00

Front Elevation- Bldg 98

DESCRIPTION	QUANTITY	UNIT PRICE	TAX	RCV	DEPREC.	ACV
No damage found related to April 12, 2020 date of occurrence.						
Totals: Front Elevation- Bldg 98			0.00	0.00	0.00	0.00

Right Elevation- Bldg 98

DESCRIPTION	QUANTITY	UNIT PRICE	TAX	RCV	DEPREC.	ACV
20040779					5/12/2020	Page: 142

CONTINUED - Roof- Bldg 99

DESCRIPTION	QUANTITY	UNIT PRICE	TAX	RCV	DEPREC.	ACV
693. Asphalt starter - universal starter course	131.03 LF	1.57	7.51	213.23	(159.92)	53.31
694. Laminated - comp. shingle rfg. - w/out felt	30.00 SQ	135.84	170.39	4,245.59	(2,122.80)	2,122.79
695. Continuous ridge vent - shingle-over style	95.78 LF	6.34	27.02	634.27	(271.83)	362.44
696. Ridge cap - composition shingles	95.78 LF	2.77	7.88	273.19	(163.92)	109.27
697. Flashing - pipe jack	1.00 EA	29.26	0.89	30.15	(12.92)	17.23
Totals: Roof- Bldg 99			241.32	7,448.58	3,361.57	4,087.01
Total: Roof- Bldg 99			241.32	7,448.58	3,361.57	4,087.01

Front Elevation- Bldg 99

DESCRIPTION	QUANTITY	UNIT PRICE	TAX	RCV	DEPREC.	ACV
No damage found related to April 12, 2020 date of occurrence.						
Totals: Front Elevation- Bldg 99			0.00	0.00	0.00	0.00

Right Elevation- Bldg 99

DESCRIPTION	QUANTITY	UNIT PRICE	TAX	RCV	DEPREC.	ACV
No damage found related to April 12, 2020 date of occurrence.						
Totals: Right Elevation- Bldg 99			0.00	0.00	0.00	0.00

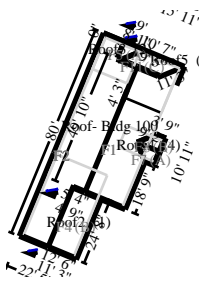
Rear Elevation- Bldg 99

DESCRIPTION	QUANTITY	UNIT PRICE	TAX	RCV	DEPREC.	ACV
No damage found related to April 12, 2020 date of occurrence.						
Totals: Rear Elevation- Bldg 99			0.00	0.00	0.00	0.00

Left Elevation- Bldg 99

DESCRIPTION	QUANTITY	UNIT PRICE	TAX	RCV	DEPREC.	ACV
No damage found related to April 12, 2020 date of occurrence.						
Totals: Left Elevation- Bldg 99			0.00	0.00	0.00	0.00
Total: Building 99			241.32	7,448.58	3,361.57	4,087.01

**Building 100
Roof- Bldg 100**



Roof- Bldg 100

2697.42	Surface Area	26.97	Number of Squares
268.15	Total Perimeter Length	90.19	Total Ridge Length
11.25	Total Hip Length		

DESCRIPTION	QUANTITY	UNIT PRICE	TAX	RCV	DEPREC.	ACV
No damage found related to April 12, 2020 date of occurrence.						
Totals: Roof- Bldg 100			0.00	0.00	0.00	0.00

Front Elevation- Bldg 100

DESCRIPTION	QUANTITY	UNIT PRICE	TAX	RCV	DEPREC.	ACV
No damage found related to April 12, 2020 date of occurrence.						
Totals: Front Elevation- Bldg 100			0.00	0.00	0.00	0.00

Right Elevation- Bldg 100

DESCRIPTION	QUANTITY	UNIT PRICE	TAX	RCV	DEPREC.	ACV
No damage found related to April 12, 2020 date of occurrence.						
Totals: Right Elevation- Bldg 100			0.00	0.00	0.00	0.00

Rear Elevation- Bldg 100

DESCRIPTION	QUANTITY	UNIT PRICE	TAX	RCV	DEPREC.	ACV
20040779				5/12/2020		Page: 145

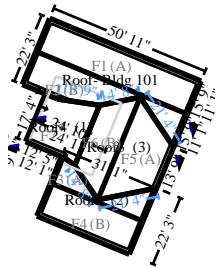
CONTINUED - Rear Elevation- Bldg 100

DESCRIPTION	QUANTITY	UNIT PRICE	TAX	RCV	DEPREC.	ACV
No damage found related to April 12, 2020 date of occurrence.						
Totals: Rear Elevation- Bldg 100			0.00	0.00	0.00	0.00

Left Elevation- Bldg 100

DESCRIPTION	QUANTITY	UNIT PRICE	TAX	RCV	DEPREC.	ACV
No damage found related to April 12, 2020 date of occurrence.						
Totals: Left Elevation- Bldg 100			0.00	0.00	0.00	0.00

Building 101
Roof- Bldg 101



Roof- Bldg 101

3212.87 Surface Area	32.13 Number of Squares
264.49 Total Perimeter Length	116.46 Total Ridge Length

DESCRIPTION	QUANTITY	UNIT PRICE	TAX	RCV	DEPREC.	ACV
698. Tear off, haul and dispose of comp. shingles - Laminated	32.13 SQ	37.01	0.00	1,189.13	(0.00)	1,189.13
699. Roofing felt - 15 lb.	32.13 SQ	20.36	14.06	668.23	(501.18)	167.05
700. Drip edge	264.49 LF	1.56	13.95	426.55	(182.81)	243.74
701. Asphalt starter - universal starter course	128.00 LF	1.57	7.34	208.30	(156.23)	52.07
702. Laminated - comp. shingle rfg. - w/out felt	35.67 SQ	135.84	202.59	5,048.00	(2,524.01)	2,523.99
703. Continuous ridge vent - shingle-over style	116.46 LF	6.34	32.86	771.22	(330.52)	440.70
704. Ridge cap - composition shingles	116.46 LF	2.77	9.59	332.18	(199.30)	132.88
705. Flashing - pipe jack	1.00 EA	29.26	0.89	30.15	(12.92)	17.23
Totals: Roof- Bldg 101			281.28	8,673.76	3,906.97	4,766.79
Total: Roof- Bldg 101			281.28	8,673.76	3,906.97	4,766.79

Front Elevation- Bldg 101

DESCRIPTION	QUANTITY	UNIT PRICE	TAX	RCV	DEPREC.	ACV
No damage found related to April 12, 2020 date of occurrence.						
Totals: Front Elevation- Bldg 101			0.00	0.00	0.00	0.00

Right Elevation- Bldg 101

DESCRIPTION	QUANTITY	UNIT PRICE	TAX	RCV	DEPREC.	ACV
No damage found related to April 12, 2020 date of occurrence.						
Totals: Right Elevation- Bldg 101			0.00	0.00	0.00	0.00

Rear Elevation- Bldg 101

DESCRIPTION	QUANTITY	UNIT PRICE	TAX	RCV	DEPREC.	ACV
No damage found related to April 12, 2020 date of occurrence.						
Totals: Rear Elevation- Bldg 101			0.00	0.00	0.00	0.00

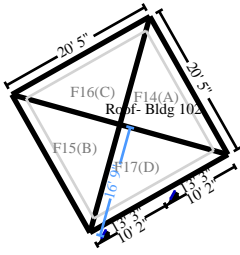
Left Elevation- Bldg 101

DESCRIPTION	QUANTITY	UNIT PRICE	TAX	RCV	DEPREC.	ACV
No damage found related to April 12, 2020 date of occurrence.						
Totals: Left Elevation- Bldg 101			0.00	0.00	0.00	0.00

Total: Building 101			281.28	8,673.76	3,906.97	4,766.79
----------------------------	--	--	---------------	-----------------	-----------------	-----------------

Mailbox Pavilion- Bldg 102

Roof- Bldg 102



Roof- Bldg 102

540.67 Surface Area
 81.52 Total Perimeter Length
 66.91 Total Hip Length
 5.41 Number of Squares

DESCRIPTION	QUANTITY	UNIT PRICE	TAX	RCV	DEPREC.	ACV
No damage found related to April 12, 2020 date of occurrence.						
Totals: Roof- Bldg 102			0.00	0.00	0.00	0.00

Front Elevation- Bldg 102

DESCRIPTION	QUANTITY	UNIT PRICE	TAX	RCV	DEPREC.	ACV
No damage found related to April 12, 2020 date of occurrence.						
Totals: Front Elevation- Bldg 102			0.00	0.00	0.00	0.00

Right Elevation- Bldg 102

DESCRIPTION	QUANTITY	UNIT PRICE	TAX	RCV	DEPREC.	ACV
No damage found related to April 12, 2020 date of occurrence.						
Totals: Right Elevation- Bldg 102			0.00	0.00	0.00	0.00

Rear Elevation- Bldg 102

DESCRIPTION	QUANTITY	UNIT PRICE	TAX	RCV	DEPREC.	ACV
No damage found related to April 12, 2020 date of occurrence.						
Totals: Rear Elevation- Bldg 102			0.00	0.00	0.00	0.00

Left Elevation- Bldg 102

DESCRIPTION	QUANTITY	UNIT PRICE	TAX	RCV	DEPREC.	ACV
No damage found related to April 12, 2020 date of occurrence.						

CONTINUED - Left Elevation- Bldg 102

DESCRIPTION	QUANTITY	UNIT PRICE	TAX	RCV	DEPREC.	ACV
Totals: Left Elevation- Bldg 102			0.00	0.00	0.00	0.00

General Conditions- All Trades

DESCRIPTION	QUANTITY	UNIT PRICE	TAX	RCV	DEPREC.	ACV
706. Telehandler/forklift (per month) - no operator	6.00 MO	3,207.05	0.00	19,242.30	(0.00)	19,242.30
707. Equipment Operator - per hour	360.00 HR	56.75	0.00	20,430.00	(0.00)	20,430.00
Equipment operator three (3) hours per day, five (5) days a week for twenty-four (24) weeks.						
708. Commercial Supervision / Project Management - per hour	240.00 HR	60.00	0.00	14,400.00	(0.00)	14,400.00
Site supervisor two (2) hours per day, five (5) day a week for twenty-four (24) weeks.						
709. General Laborer - per hour	960.00 HR	36.02	0.00	34,579.20	(0.00)	34,579.20
General labor for ongoing daily job-site cleanup and carting loose debris to dumpster. Laborer for eight (8) hours per day, five (5) days a week for twenty-four (24) weeks.						
710. Dumpster load - Approx. 40 yards, 7-8 tons of debris	2.00 EA	540.00	0.00	1,080.00	(0.00)	1,080.00
Dumpsters for disposal of gutter/downspouts and other miscellaneous debris created during the repair process. Roof removal line items include "dump fees, hauling and disposal" of shingles.						
711. Temporary toilet (per month)	6.00 MO	149.49	0.00	896.94	(0.00)	896.94
Totals: General Conditions- All Trades			0.00	90,628.44	0.00	90,628.44

Line Item Totals: 20040779			24,353.50	841,304.50	341,985.77	499,318.73
-----------------------------------	--	--	------------------	-------------------	-------------------	-------------------

Grand Total Areas:

0.00 SF Walls	0.00 SF Ceiling	0.00 SF Walls and Ceiling
0.00 SF Floor	0.00 SY Flooring	0.00 LF Floor Perimeter
0.00 SF Long Wall	0.00 SF Short Wall	0.00 LF Ceil. Perimeter
0.00 Floor Area	0.00 Total Area	0.00 Interior Wall Area
35,554.24 Exterior Wall Area	0.00 Exterior Perimeter of Walls	
327,379.11 Surface Area	3,273.79 Number of Squares	0.00 Total Perimeter Length
10,213.99 Total Ridge Length	4,745.35 Total Hip Length	

Summary for Building

Line Item Total	816,951.00
Material Sales Tax	24,353.50
Replacement Cost Value	\$841,304.50
Less Depreciation	(341,985.77)
Actual Cash Value	\$499,318.73
Net Claim	\$499,318.73
Total Recoverable Depreciation	341,985.77
Net Claim if Depreciation is Recovered	\$841,304.50

Jonathan Clements
Director

Recap of Taxes

	Material Sales Tax (9.25%)	P Ppty Material Tax (9.25%)	P Ppty Cleaning Tax (9.25%)	Storage Rental Tax (9.25%)	Food Tax (7.25%)
Line Items	24,353.50	0.00	0.00	0.00	0.00
Total	24,353.50	0.00	0.00	0.00	0.00

Recap by Room

Estimate: 20040779

Area: Building 1

Area: Roof- Bldg 1

Roof- Bldg 1

7,130.29 0.87%

Area Subtotal: Roof- Bldg 1

7,130.29 0.87%

Area Subtotal: Building 1

7,130.29 0.87%

Area: Building 2

Area: Roof- Bldg 2

Roof- Bldg 2

6,812.66 0.83%

Area Subtotal: Roof- Bldg 2

6,812.66 0.83%

Area Subtotal: Building 2

6,812.66 0.83%

Area: Building 3

Area: Roof- Bldg 3

Roof- Bldg 3

7,378.14 0.90%

Area Subtotal: Roof- Bldg 3

7,378.14 0.90%

Rear Elevation- Bldg 3

96.16 0.01%

Area Subtotal: Building 3

7,474.30 0.91%

Area: Building 4

Area: Roof- Bldg 4

Roof- Bldg 4

7,181.56 0.88%

Area Subtotal: Roof- Bldg 4

7,181.56 0.88%

Left Elevation- Bldg 4

96.16 0.01%

Area Subtotal: Building 4

7,277.72 0.89%

Area: Building 5

Area: Roof- Bldg 5

Roof- Bldg 5	6,613.98	0.81%
Area Subtotal: Roof- Bldg 5	6,613.98	0.81%
Rear Elevation- Bldg 5	59.42	0.01%
Area Subtotal: Building 5	6,673.40	0.82%
Area: Building 6		
Area: Roof- Bldg 6		
Roof- Bldg 6	7,207.26	0.88%
Area Subtotal: Roof- Bldg 6	7,207.26	0.88%
Front Elevation- Bldg 6	162.30	0.02%
Left Elevation- Bldg 6	205.58	0.03%
Area Subtotal: Building 6	7,575.14	0.93%
Area: Building 7		
Area: Roof- Bldg 7		
Roof- Bldg 7	7,246.82	0.89%
Area Subtotal: Roof- Bldg 7	7,246.82	0.89%
Left Elevation- Bldg 7	313.78	0.04%
Area Subtotal: Building 7	7,560.60	0.93%
Area: Building 8		
Area: Roof- Bldg 8		
Roof- Bldg 8	6,246.73	0.76%
Area Subtotal: Roof- Bldg 8	6,246.73	0.76%
Area Subtotal: Building 8	6,246.73	0.76%
Area: Building 9		
Area: Roof- Bldg 9		
Roof- Bldg 9	7,355.31	0.90%
Area Subtotal: Roof- Bldg 9	7,355.31	0.90%
Area Subtotal: Building 9	7,355.31	0.90%

Area: Building 10

Area: Roof- Bldg 10		
Roof- Bldg 10	7,216.35	0.88%
<hr/>		
Area Subtotal: Roof- Bldg 10	7,216.35	0.88%
<hr/>		
Area Subtotal: Building 10	7,216.35	0.88%

Area: Building 11

Area: Roof- Bldg 11		
Roof- Bldg 11	7,207.26	0.88%
<hr/>		
Area Subtotal: Roof- Bldg 11	7,207.26	0.88%
Rear Elevation- Bldg 11	1,239.84	0.15%
<hr/>		
Area Subtotal: Building 11	8,447.10	1.03%

Area: Building 12

Area: Roof- Bldg 12		
Roof- Bldg 12	6,613.98	0.81%
<hr/>		
Area Subtotal: Roof- Bldg 12	6,613.98	0.81%
Rear Elevation- Bldg 12	96.16	0.01%
<hr/>		
Area Subtotal: Building 12	6,710.14	0.82%

Area: Building 13

Area: Roof- Bldg 13		
Roof- Bldg 13	7,220.82	0.88%
<hr/>		
Area Subtotal: Roof- Bldg 13	7,220.82	0.88%
<hr/>		
Area Subtotal: Building 13	7,220.82	0.88%

Area: Building 14

Area: Roof- Bldg 14		
Roof- Bldg 14	7,678.25	0.94%
<hr/>		
Area Subtotal: Roof- Bldg 14	7,678.25	0.94%
<hr/>		

Area Subtotal: Building 14	7,678.25	0.94%
Area: Building 15		
Area: Roof- Bldg 15		
Roof- Bldg 15	7,354.09	0.90%
<hr/>		
Area Subtotal: Roof- Bldg 15	7,354.09	0.90%
<hr/>		
Area Subtotal: Building 15	7,354.09	0.90%
Area: Building 16		
Area: Roof- Bldg 16		
Roof- Bldg 16	7,364.71	0.90%
<hr/>		
Area Subtotal: Roof- Bldg 16	7,364.71	0.90%
Right Elevation- Bldg 16	38.91	
<hr/>		
Area Subtotal: Building 16	7,403.62	0.91%
Area: Building 17		
Area: Roof- Bldg 17		
Roof- Bldg 17	7,083.98	0.87%
<hr/>		
Area Subtotal: Roof- Bldg 17	7,083.98	0.87%
Left Elevation- Bldg 17	64.92	0.01%
<hr/>		
Area Subtotal: Building 17	7,148.90	0.88%
Area: Building 18		
Area: Roof- Bldg 18		
Roof- Bldg 18	7,181.56	0.88%
<hr/>		
Area Subtotal: Roof- Bldg 18	7,181.56	0.88%
Left Elevation- Bldg 18	161.08	0.02%
<hr/>		
Area Subtotal: Building 18	7,342.64	0.90%
Area: Building 19		
Area: Roof- Bldg 19		
Roof- Bldg 19	7,079.80	0.87%

Area Subtotal: Roof- Bldg 19	7,079.80	0.87%
Front Elevation- Bldg 19	105.01	0.01%
<hr/>		
Area Subtotal: Building 19	7,184.81	0.88%
<hr/>		
Area: Building 20		
Area: Roof- Bldg 20		
Roof- Bldg 20	7,225.46	0.88%
<hr/>		
Area Subtotal: Roof- Bldg 20	7,225.46	0.88%
<hr/>		
Area Subtotal: Building 20	7,225.46	0.88%
<hr/>		
Area: Building 21		
Front Elevation- Bldg 21	162.30	0.02%
<hr/>		
Area Subtotal: Building 21	162.30	0.02%
<hr/>		
Area: Building 22		
Front Elevation- Bldg 22	173.12	0.02%
<hr/>		
Area Subtotal: Building 22	173.12	0.02%
<hr/>		
Area: Building 23		
Area: Roof- Bldg 23		
Roof- Bldg 23	7,378.14	0.90%
<hr/>		
Area Subtotal: Roof- Bldg 23	7,378.14	0.90%
<hr/>		
Area Subtotal: Building 23	7,378.14	0.90%
<hr/>		
Area: Building 24		
Area: Roof- Bldg 24		
Roof- Bldg 24	7,181.56	0.88%
<hr/>		
Area Subtotal: Roof- Bldg 24	7,181.56	0.88%
<hr/>		
Area Subtotal: Building 24	7,181.56	0.88%
<hr/>		
Area: Building 25		
Area: Roof- Bldg 25		

Roof- Bldg 25	7,355.31	0.90%
Area Subtotal: Roof- Bldg 25	7,355.31	0.90%
Area Subtotal: Building 25	7,355.31	0.90%
Area: Building 26		
Area: Roof- Bldg 26		
Roof- Bldg 26	7,288.19	0.89%
Area Subtotal: Roof- Bldg 26	7,288.19	0.89%
Rear Elevation- Bldg 26	64.92	0.01%
Area Subtotal: Building 26	7,353.11	0.90%
Area: Building 27		
Area: Roof- Bldg 27		
Roof- Bldg 27	16,429.71	2.01%
Area Subtotal: Roof- Bldg 27	16,429.71	2.01%
Rear Elevation- Bldg 27	129.84	0.02%
Area Subtotal: Building 27	16,559.55	2.03%
Area: Building 28		
Area: Roof- Bldg 28		
Roof- Bldg 28	17,344.00	2.12%
Area Subtotal: Roof- Bldg 28	17,344.00	2.12%
Front Elevation- Bldg 28	38.91	
Area Subtotal: Building 28	17,382.91	2.13%
Area: Building 29		
Area: Roof- Bldg 29		
Roof- Bldg 29	16,430.06	2.01%
Area Subtotal: Roof- Bldg 29	16,430.06	2.01%
Left Elevation- Bldg 29	105.01	0.01%
Area Subtotal: Building 29	16,535.07	2.02%

Area: Building 30

Area: Roof- Bldg 30

Roof- Bldg 30	7,384.57	0.90%
----------------------	-----------------	--------------

Area Subtotal: Roof- Bldg 30	7,384.57	0.90%
Right Elevation- Bldg 30	168.34	0.02%

Area Subtotal: Building 30	7,552.91	0.92%
-----------------------------------	-----------------	--------------

Area: Building 31

Area: Roof- Bldg 31

Roof- Bldg 31	7,254.72	0.89%
----------------------	-----------------	--------------

Area Subtotal: Roof- Bldg 31	7,254.72	0.89%
-------------------------------------	-----------------	--------------

Area Subtotal: Building 31	7,254.72	0.89%
-----------------------------------	-----------------	--------------

Area: Building 32

Area: Roof-Bldg 32

Roof- Bldg 32	7,363.20	0.90%
----------------------	-----------------	--------------

Area Subtotal: Roof-Bldg 32	7,363.20	0.90%
------------------------------------	-----------------	--------------

Area Subtotal: Building 32	7,363.20	0.90%
-----------------------------------	-----------------	--------------

Area: Building 33

Area: Roof-Bldg 33

Roof- Bldg 33	7,181.56	0.88%
----------------------	-----------------	--------------

Area Subtotal: Roof-Bldg 33	7,181.56	0.88%
------------------------------------	-----------------	--------------

Area Subtotal: Building 33	7,181.56	0.88%
-----------------------------------	-----------------	--------------

Area: Building 34

Area: Roof-Bldg 34

Roof- Bldg 34	7,258.93	0.89%
----------------------	-----------------	--------------

Area Subtotal: Roof-Bldg 34	7,258.93	0.89%
------------------------------------	-----------------	--------------

Rear Elevation-Bldg 34	64.92	0.01%
-------------------------------	--------------	--------------

Area Subtotal: Building 34	7,323.85	0.90%
Area: Building 35		
Area: Roof-Bldg 35		
Roof- Bldg 35	7,364.71	0.90%
<hr/>		
Area Subtotal: Roof-Bldg 35	7,364.71	0.90%
<hr/>		
Area Subtotal: Building 35	7,364.71	0.90%
 Area: Building 36		
Area: Roof-Bldg36		
Roof- Bldg 36	7,207.26	0.88%
<hr/>		
Area Subtotal: Roof-Bldg36	7,207.26	0.88%
<hr/>		
Area Subtotal: Building 36	7,207.26	0.88%
 Area: Building 37		
Area: Roof-Bldg 37		
Roof- Bldg 37	7,079.80	0.87%
<hr/>		
Area Subtotal: Roof-Bldg 37	7,079.80	0.87%
<hr/>		
Area Subtotal: Building 37	7,079.80	0.87%
 Area: Building 39		
Area: Roof-Bldg 39		
Roof- Bldg 39	7,572.58	0.93%
<hr/>		
Area Subtotal: Roof-Bldg 39	7,572.58	0.93%
Front Elevation-Bldg 39	415.11	0.05%
<hr/>		
Area Subtotal: Building 39	7,987.69	0.98%
 Area: Building 40		
Area: Roof-Bldg 40		
Roof- Bldg 40	7,207.26	0.88%
<hr/>		
Area Subtotal: Roof-Bldg 40	7,207.26	0.88%

Area Subtotal: Building 40	7,207.26	0.88%
Area: Building 41		
Area: Roof-Bldg 41		
Roof- Bldg 41	7,363.20	0.90%
Area Subtotal: Roof-Bldg 41	7,363.20	0.90%
Area Subtotal: Building 41	7,363.20	0.90%
Area: Building 43		
Area: Roof-Bldg 43		
Roof- Bldg 43	7,258.93	0.89%
Area Subtotal: Roof-Bldg 43	7,258.93	0.89%
Area Subtotal: Building 43	7,258.93	0.89%
Area: Building 44		
Area: Roof-Bldg 44		
Roof- Bldg 44	7,207.26	0.88%
Area Subtotal: Roof-Bldg 44	7,207.26	0.88%
Front Elevation-Bldg 44	81.15	0.01%
Area Subtotal: Building 44	7,288.41	0.89%
Area: Building 45		
Area: Roof-Bldg 45		
Roof- Bldg 45	7,169.18	0.88%
Area Subtotal: Roof-Bldg 45	7,169.18	0.88%
Area Subtotal: Building 45	7,169.18	0.88%
Area: Building 46		
Area: Roof-Bldg 46		
Roof- Bldg 46	17,344.00	2.12%

Area Subtotal: Roof-Bldg 46	17,344.00	2.12%
Front Elevation-Bldg 46	186.16	0.02%
<hr/>		
Area Subtotal: Building 46	17,530.16	2.15%
Area: Building 47		
Area: Roof-Bldg 47		
Roof- Bldg 47	16,430.06	2.01%
<hr/>		
Area Subtotal: Roof-Bldg 47	16,430.06	2.01%
<hr/>		
Area Subtotal: Building 47	16,430.06	2.01%
Area: Building 48		
Area: Roof-Bldg 48		
Roof- Bldg 48	11,815.34	1.45%
<hr/>		
Area Subtotal: Roof-Bldg 48	11,815.34	1.45%
Front Elevation-Bldg 48	105.01	0.01%
<hr/>		
Area Subtotal: Building 48	11,920.35	1.46%
Area: Building 49		
Area: Roof-Bldg 49		
Roof- Bldg 49	11,039.29	1.35%
<hr/>		
Area Subtotal: Roof-Bldg 49	11,039.29	1.35%
<hr/>		
Area Subtotal: Building 49	11,039.29	1.35%
Area: Building 50		
Area: Roof-Bldg 50		
Roof- Bldg 50	16,395.19	2.01%
<hr/>		
Area Subtotal: Roof-Bldg 50	16,395.19	2.01%
<hr/>		
Area Subtotal: Building 50	16,395.19	2.01%
Area: Building 51		
Front Elevation-Bldg 51	64.92	0.01%
<hr/>		

Area Subtotal: Building 51	64.92	0.01%
Area: Building 52		
Area: Roof-Bldg 52		
Roof- Bldg 52	17,252.39	2.11%
<hr/>		
Area Subtotal: Roof-Bldg 52	17,252.39	2.11%
Rear Elevation-Bldg 52	81.15	0.01%
<hr/>		
Area Subtotal: Building 52	17,333.54	2.12%
Area: Building 53		
Area: Roof-Bldg 53		
Roof- Bldg 53	18,856.53	2.31%
<hr/>		
Area Subtotal: Roof-Bldg 53	18,856.53	2.31%
Left Elevation-Bldg 53	210.02	0.03%
<hr/>		
Area Subtotal: Building 53	19,066.55	2.33%
Area: Building 54		
Area: Roof-Bldg 54		
Roof- Bldg 54	7,207.26	0.88%
<hr/>		
Area Subtotal: Roof-Bldg 54	7,207.26	0.88%
<hr/>		
Area Subtotal: Building 54	7,207.26	0.88%
Area: Building 55		
Area: Roof-Bldg 55		
Roof- Bldg 55	7,364.71	0.90%
<hr/>		
Area Subtotal: Roof-Bldg 55	7,364.71	0.90%
Rear Elevation-Bldg 55	1,143.68	0.14%
<hr/>		
Area Subtotal: Building 55	8,508.39	1.04%
Area: Building 56		
Area: Roof-Bldg 56		
Roof- Bldg 56	7,225.46	0.88%
<hr/>		

Area Subtotal: Roof-Bldg 56	7,225.46	0.88%
<hr/>		
Area Subtotal: Building 56	7,225.46	0.88%
<hr/>		
Area: Building 57		
Area: Roof-Bldg 57		
Roof- Bldg 57	7,181.56	0.88%
<hr/>		
Area Subtotal: Roof-Bldg 57	7,181.56	0.88%
<hr/>		
Area Subtotal: Building 57	7,181.56	0.88%
<hr/>		
Area: Building 58		
Area: Roof-Bldg 58		
Roof- Bldg 58	7,207.26	0.88%
<hr/>		
Area Subtotal: Roof-Bldg 58	7,207.26	0.88%
<hr/>		
Area Subtotal: Building 58	7,207.26	0.88%
<hr/>		
Area: Building 59		
Area: Roof-Bldg 59		
Roof- Bldg 59	7,190.28	0.88%
<hr/>		
Area Subtotal: Roof-Bldg 59	7,190.28	0.88%
<hr/>		
Area Subtotal: Building 59	7,190.28	0.88%
<hr/>		
Area: Building 60		
Area: Roof-Bldg 60		
Roof- Bldg 60	7,227.11	0.88%
<hr/>		
Area Subtotal: Roof-Bldg 60	7,227.11	0.88%
<hr/>		
Area Subtotal: Building 60	7,227.11	0.88%
<hr/>		
Area: Building 61		
Area: Roof- Bldg 61		
Roof- Bldg 61	7,258.93	0.89%
<hr/>		

Area Subtotal: Roof- Bldg 61	7,258.93	0.89%
<hr/>		
Area Subtotal: Building 61	7,258.93	0.89%
Area: Building 62		
Area: Roof- Bldg 62		
Roof- Bldg 62	7,225.46	0.88%
<hr/>		
Area Subtotal: Roof- Bldg 62	7,225.46	0.88%
<hr/>		
Area Subtotal: Building 62	7,225.46	0.88%
Area: Building 64		
Area: Roof- Bldg 64		
Roof- Bldg 64	7,181.56	0.88%
<hr/>		
Area Subtotal: Roof- Bldg 64	7,181.56	0.88%
Left Elevation- Bldg 64	64.92	0.01%
<hr/>		
Area Subtotal: Building 64	7,246.48	0.89%
Area: Building 65		
Area: Roof- Bldg 65		
Roof- Bldg 65	7,207.26	0.88%
<hr/>		
Area Subtotal: Roof- Bldg 65	7,207.26	0.88%
<hr/>		
Area Subtotal: Building 65	7,207.26	0.88%
Area: Building 66		
Area: Roof- Bldg 66		
Roof- Bldg 66	16,395.54	2.01%
<hr/>		
Area Subtotal: Roof- Bldg 66	16,395.54	2.01%
<hr/>		
Area Subtotal: Building 66	16,395.54	2.01%
Area: Building 67		
Area: Roof- Bldg 67		
Roof- Bldg 67	16,788.81	2.06%

Area Subtotal: Roof- Bldg 67	16,788.81	2.06%
Area Subtotal: Building 67	16,788.81	2.06%
Area: Building 68		
Area: Roof- Bldg 68		
Roof- Bldg 68	16,407.31	2.01%
Area Subtotal: Roof- Bldg 68	16,407.31	2.01%
Right Elevation- Bldg 68	64.92	0.01%
Area Subtotal: Building 68	16,472.23	2.02%
Area: Building 69		
Area: Roof- Bldg 69		
Roof- Bldg 69	17,607.78	2.16%
Area Subtotal: Roof- Bldg 69	17,607.78	2.16%
Area Subtotal: Building 69	17,607.78	2.16%
Area: Building 70		
Area: Roof- Bldg 70		
Roof- Bldg 70	7,207.26	0.88%
Area Subtotal: Roof- Bldg 70	7,207.26	0.88%
Area Subtotal: Building 70	7,207.26	0.88%
Area: Building 71		
Area: Roof- Bldg 71		
Roof- Bldg 71	7,258.93	0.89%
Area Subtotal: Roof- Bldg 71	7,258.93	0.89%
Area Subtotal: Building 71	7,258.93	0.89%
Area: Building 72		
Area: Roof- Bldg 72		

Roof- Bldg 72	7,181.56	0.88%
Area Subtotal: Roof- Bldg 72	7,181.56	0.88%
Area Subtotal: Building 72	7,181.56	0.88%
Area: Building 73		
Area: Roof- Bldg 73		
Roof- Bldg 73	7,364.71	0.90%
Area Subtotal: Roof- Bldg 73	7,364.71	0.90%
Area Subtotal: Building 73	7,364.71	0.90%
Area: Building 74		
Area: Roof- Bldg 74		
Roof- Bldg 74	7,363.20	0.90%
Area Subtotal: Roof- Bldg 74	7,363.20	0.90%
Area Subtotal: Building 74	7,363.20	0.90%
Area: Building 75		
Area: Roof- Bldg 75		
Roof- Bldg 75	7,678.25	0.94%
Area Subtotal: Roof- Bldg 75	7,678.25	0.94%
Left Elevation- Bldg 75	64.92	0.01%
Area Subtotal: Building 75	7,743.17	0.95%
Area: Building 78		
Front Elevation- Bldg 78	64.92	0.01%
Rear Elevation- Bldg 78	64.92	0.01%
Area Subtotal: Building 78	129.84	0.02%
Area: Building 79		
Rear Elevation- Bldg 79	64.92	0.01%
Area Subtotal: Building 79	64.92	0.01%

Area: Building 80

Area: Roof- Bldg 80

Roof- Bldg 80

7,207.26

0.88%

Area Subtotal: Roof- Bldg 80

7,207.26

0.88%

Area Subtotal: Building 80

7,207.26

0.88%

Area: Building 81

Area: Roof- Bldg 81

Roof- Bldg 81

7,364.71

0.90%

Area Subtotal: Roof- Bldg 81

7,364.71

0.90%

Rear Elevation- Bldg 81

64.92

0.01%

Area Subtotal: Building 81

7,429.63

0.91%

Area: Building 83

Area: Roof- Bldg 83

Roof- Bldg 83

7,355.31

0.90%

Area Subtotal: Roof- Bldg 83

7,355.31

0.90%

Rear Elevation- Bldg 83

64.92

0.01%

Area Subtotal: Building 83

7,420.23

0.91%

Area: Building 84

Area: Roof- Bldg 84

Roof- Bldg 84

7,207.26

0.88%

Area Subtotal: Roof- Bldg 84

7,207.26

0.88%

Area Subtotal: Building 84

7,207.26

0.88%

Area: Building 85

Area: Roof- Bldg 85

Roof- Bldg 85

7,258.93

0.89%

Area Subtotal: Roof- Bldg 85

7,258.93

0.89%

Area Subtotal: Building 85	7,258.93	0.89%
 Area: Building 86		
Area: Roof- Bldg 86		
Roof- Bldg 86	7,363.20	0.90%
<hr/>		
Area Subtotal: Roof- Bldg 86	7,363.20	0.90%
<hr/>		
Area Subtotal: Building 86	7,363.20	0.90%
 Area: Building 87		
Area: Roof- Bldg 87		
Roof- Bldg 87	7,352.08	0.90%
<hr/>		
Area Subtotal: Roof- Bldg 87	7,352.08	0.90%
Front Elevation- Bldg 87	158.97	0.02%
Right Elevation- Bldg 87	497.72	0.06%
<hr/>		
Area Subtotal: Building 87	8,008.77	0.98%
 Area: Building 88		
Area: Roof- Bldg 88		
Roof- Bldg 88	7,364.71	0.90%
<hr/>		
Area Subtotal: Roof- Bldg 88	7,364.71	0.90%
<hr/>		
Area Subtotal: Building 88	7,364.71	0.90%
 Area: Building 89		
Area: Roof- Bldg 89		
Roof- Bldg 89	7,207.26	0.88%
<hr/>		
Area Subtotal: Roof- Bldg 89	7,207.26	0.88%
<hr/>		
Area Subtotal: Building 89	7,207.26	0.88%
 Area: Building 95		
Area: Roof- Bldg 95		
Roof- Bldg 95	7,126.83	0.87%
<hr/>		

Area Subtotal: Roof- Bldg 95	7,126.83	0.87%
<hr/>		
Area Subtotal: Building 95	7,126.83	0.87%
Area: Building 97		
Area: Roof- Bldg 97		
Roof- Bldg 97	7,363.20	0.90%
<hr/>		
Area Subtotal: Roof- Bldg 97	7,363.20	0.90%
<hr/>		
Area Subtotal: Building 97	7,363.20	0.90%
Area: Building 99		
Area: Roof- Bldg 99		
Roof- Bldg 99	7,207.26	0.88%
<hr/>		
Area Subtotal: Roof- Bldg 99	7,207.26	0.88%
<hr/>		
Area Subtotal: Building 99	7,207.26	0.88%
Area: Building 101		
Area: Roof- Bldg 101		
Roof- Bldg 101	8,392.48	1.03%
<hr/>		
Area Subtotal: Roof- Bldg 101	8,392.48	1.03%
<hr/>		
Area Subtotal: Building 101	8,392.48	1.03%
General Conditions- All Trades	90,628.44	11.09%
<hr/>		
Subtotal of Areas	816,951.00	100.00%
<hr/>		
Total	816,951.00	100.00%

Recap by Category with Depreciation

Items	RCV	Deprec.	ACV
CLEANING	480.80		480.80
GENERAL DEMOLITION	101,638.28		101,638.28
DOORS	2,173.08	931.32	1,241.76
HEAVY EQUIPMENT	39,672.30		39,672.30
LABOR ONLY	49,038.62		49,038.62
LIGHT FIXTURES	151.14	113.36	37.78
ROOFING	619,119.26	326,240.58	292,878.68
SIDING	604.38	302.21	302.17
SOFFIT, FASCIA, & GUTTER	2,712.45	1,627.42	1,085.03
TEMPORARY REPAIRS	896.94		896.94
WINDOW REGLAZING & REPAIR	145.28	72.64	72.64
WINDOWS - VINYL	318.47	159.24	159.23
Subtotal	816,951.00	329,446.77	487,504.23
Material Sales Tax	24,353.50	12,539.00	11,814.50
Total	841,304.50	341,985.77	499,318.73

We have written this report for your sole use and purpose, and only you have the authority to distribute it to any other person, firm or corporation. J.S. Held LLC and its agents and employees do not have and do disclaim any contractual relationship with, or duty or obligation to, any party other than the addressee of this report. Only the consultant that signed this document has the authority to change its contents and then only in writing to you. This report addresses the results of work completed to date. Should additional information become available, we reserve the right to amend, as warranted, any of our conclusions.



1 1-Garden at Heritage Site Map

5/7/2020 GAF Timberline Natural Shadow Charcoal Lifetime Architectural Shingles (33.3 sq. ft. per Bundle)-0601180 - The Home Depot

Home / Building Materials / Roofing & Gutters / Roofing / Roof Shingles

Item # 100098148 Model # 0601180 Store SKU # 775276



Chattanooga

✓ 918 in stock | Aisle: 21 Bay: 008 | Text to Me

Save to Favorites

Best Seller

GAF View the Collection

Timberline Natural Shadow Charcoal Lifetime Architectural Shingles (33.3 sq. ft. per Bundle)

(272) Write a Review

\$28⁰⁰ /bundle
Buy 36 or more **\$19.60** /bundle

Save up to \$100* on your qualifying purchase.
Apply for a Home Depot Consumer Card

Color/Finish: Charcoal



How to Get It

Store Pickup Pickup Today FREE	Ship to Home Not available for this item.	Scheduled Delivery As soon as Tomorrow \$19.00
--	---	--

918 in stock at Chattanooga.

<https://www.homedepot.com/p/GAF-Timberline-Natural-Shadow-Charcoal-Lifetime-Architectural-Shingles-33-3-sq-ft-per-Bundle-0601180/100098148>

2 2-GAF Timberline Natural Shadow Charcoal p

5/7/2020 Warrior Roofing #15 Felt Roof Deck Protection-406-0 - The Home Depot
Home / Building Materials / Roofing & Gutters / Roofing / Underlayments & Leak Barriers
Internet #100002007 Model #406-0 Store SKU #258830 Store SO SKU #000029830



Chattanooga
✔ 600 in stock | Aisle: 21 Bay: 007 | Text to Me
Save to Favorites

Warrior Roofing
#15 Felt Roof Deck Protection
(138) Write a Review

\$15⁷⁵ /roll

Save up to \$100* on your qualifying purchase.
Apply for a Home Depot Consumer Card

How to Get It

Store Pickup Pickup Today FREE	Ship to Home Not available for this item	Scheduled Delivery As soon as Tomorrow \$8.99
--	--	---

600 in stock at **Chattanooga**.
Check Nearby Stores

- 1 + Add to Cart

<https://www.homedepot.com/p/Warrior-Roofing-15-Felt-Roof-Deck-Protection-406-0/100002007>

15

3 3-Warrior Roofing #15 Felt Roof Deck Protection

5/7/2020 Gibraltar Building Products 1-1/2 in. x 1 in. x 10 ft. Aluminum Eave Drip Flashing in White-11368 - The Home Depot
Home / Building Materials / Roofing & Gutters / Roofing / Roof Flashing / Drip Edge Flashing
Internet #202322782 Model # 11368 Store SKU #794951



Chattanooga
✓ 155 in stock | Aisle: 21 Bay: 016 | Text to Me

[Save to Favorites](#)

Gibraltar Building Products
1-1/2 in. x 1 in. x 10 ft. Aluminum Eave Drip Flashing in White
(19) [Write a Review](#)

\$560

Save up to \$100* on your qualifying purchase.
[Apply for a Home Depot Consumer Card](#)

How to Get It

Store Pickup Pickup Today FREE	Ship to Home Not available for this item	Scheduled Delivery As soon as Tomorrow \$79.00
--	--	--

155 in stock at **Chattanooga**.
[Check Nearby Stores](#)

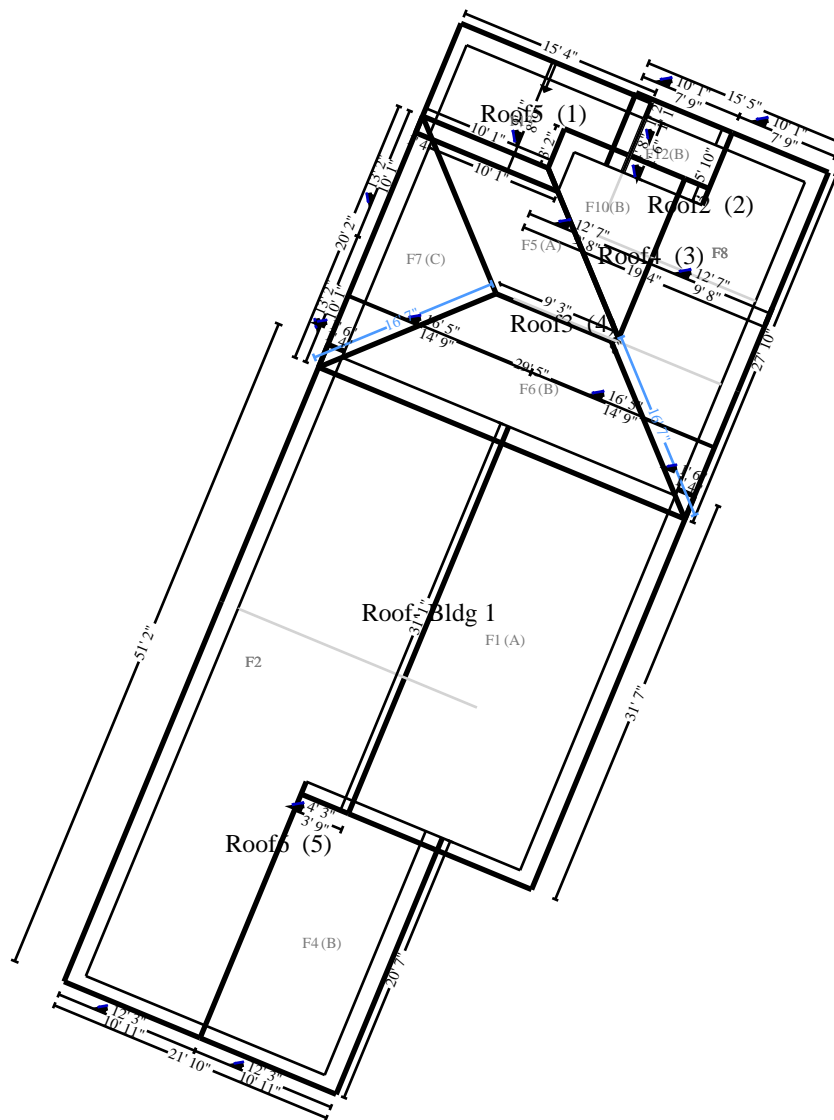
- 1 + [Add to Cart](#)

— of —

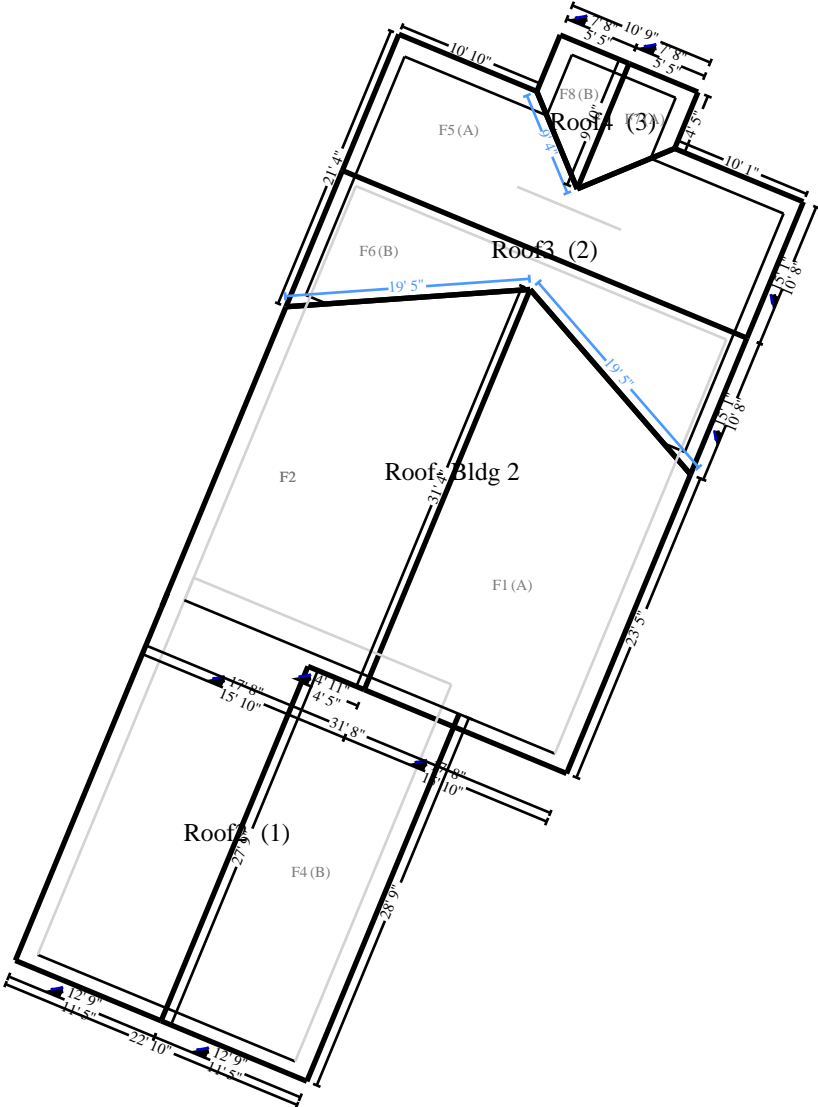
<https://www.homedepot.com/p/Gibraltar-Building-Products-1-1-2-in-x-1-in-x-10-ft-Aluminum-Eave-Drip-Flashing-in-White-11368/202322782>

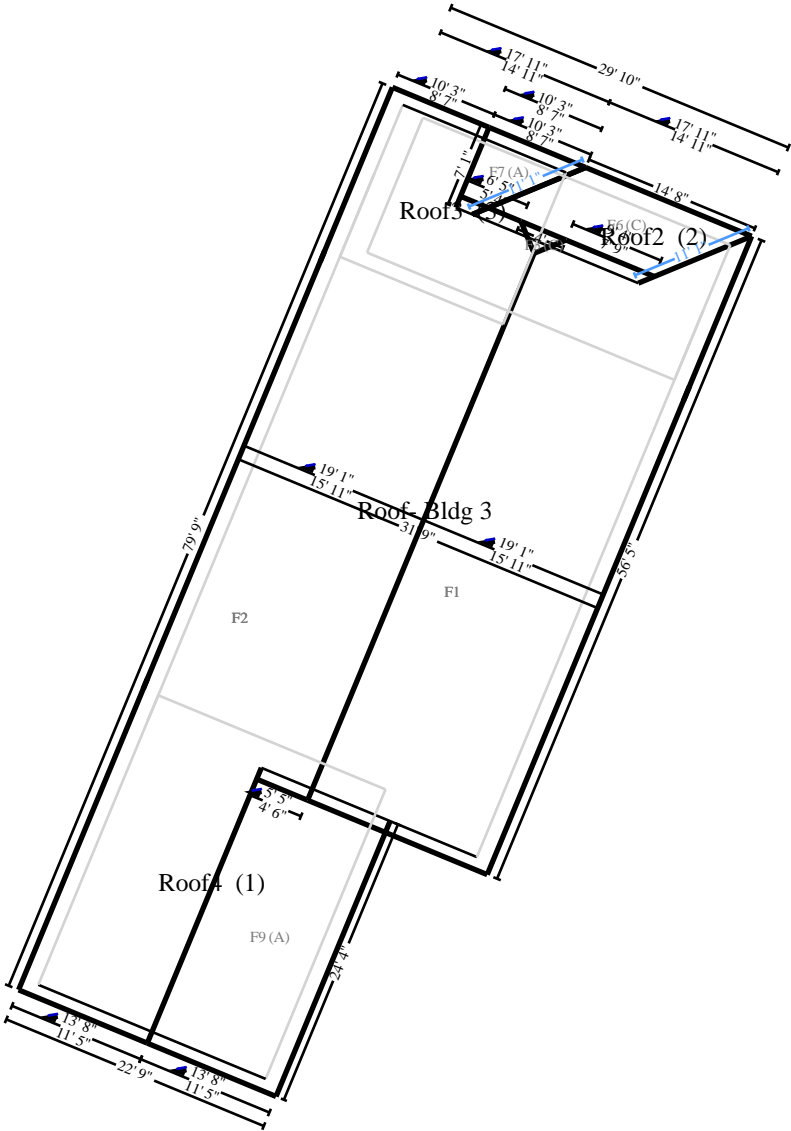
15

4 4-2 in. x...ashing in White-11368 -
The Home De

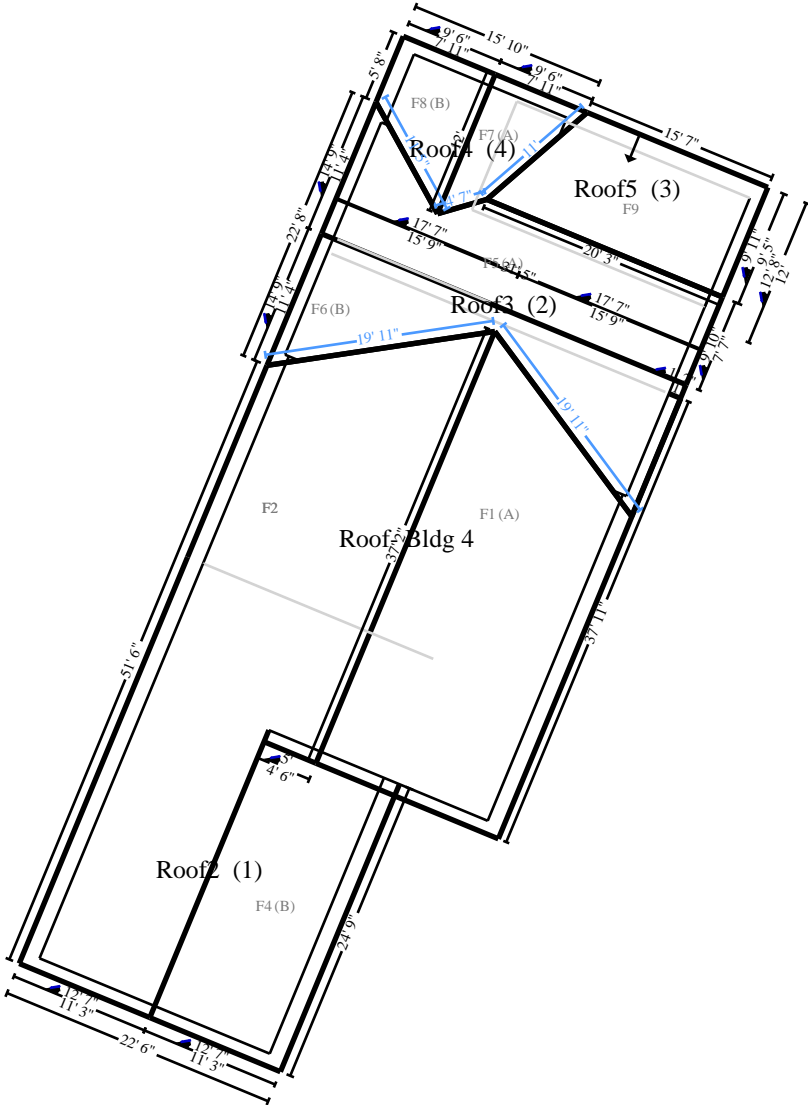


Roof- Bldg 1

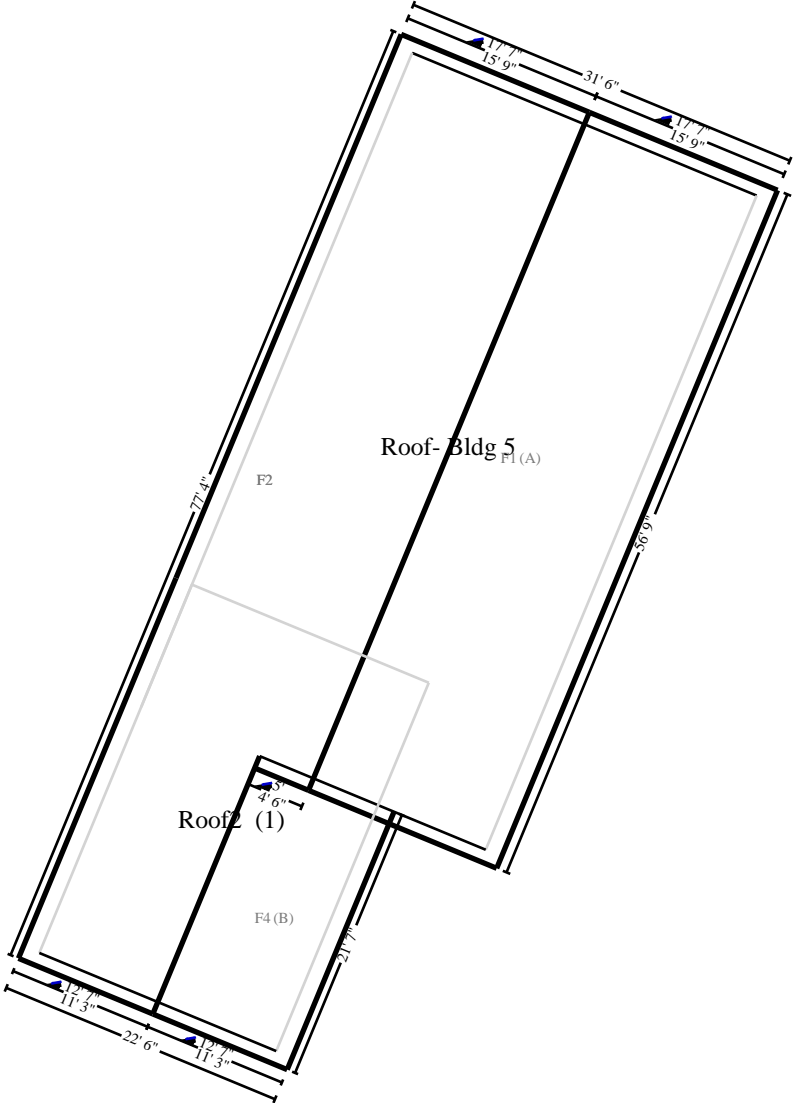




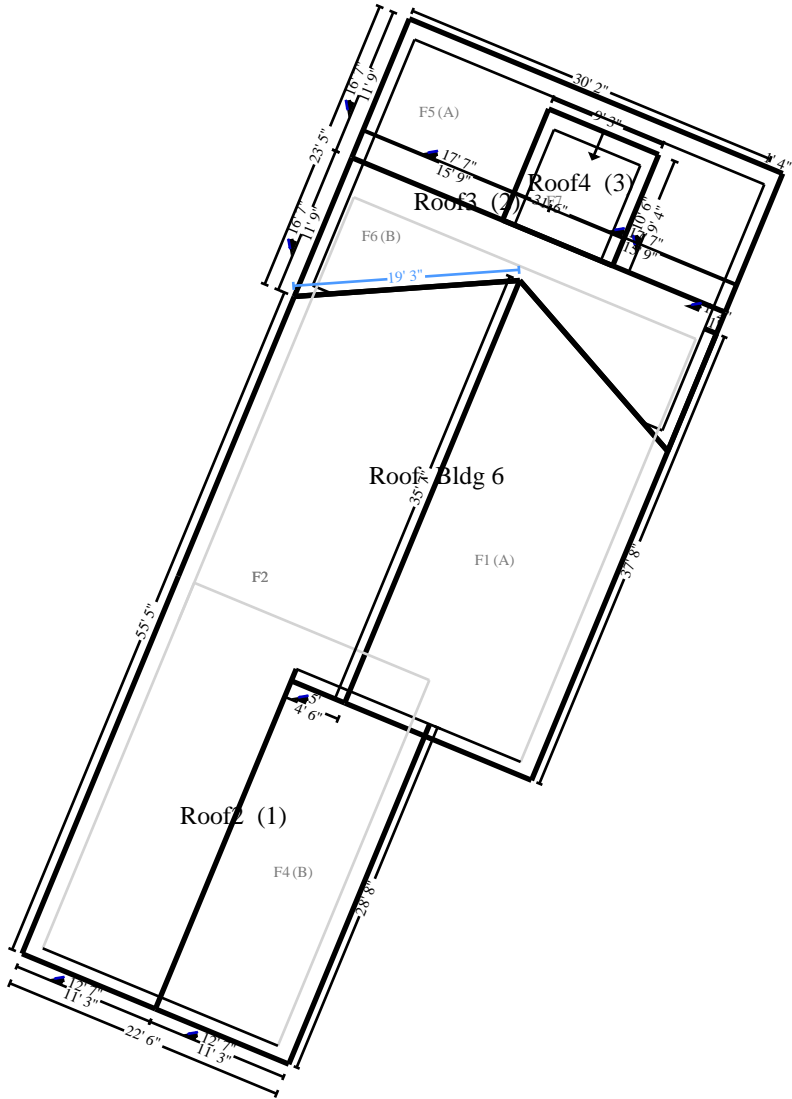
Roof- Bldg 3



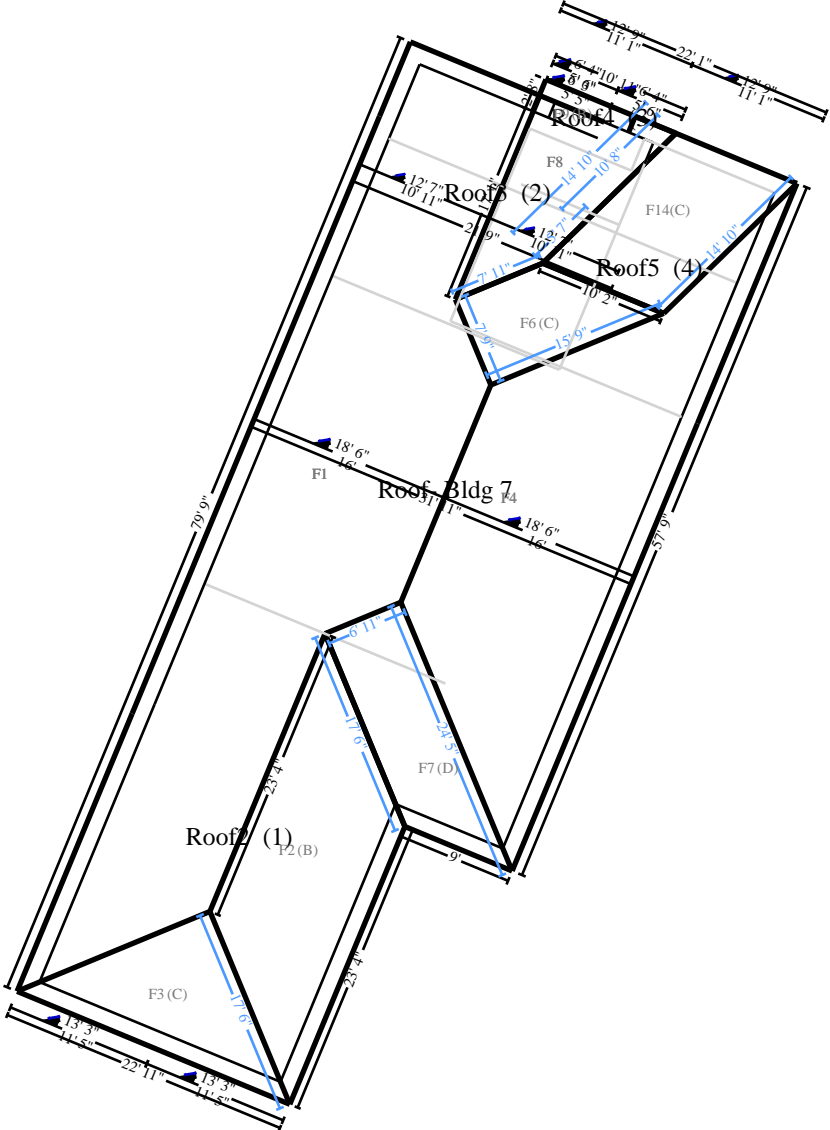
Roof- Bldg 4



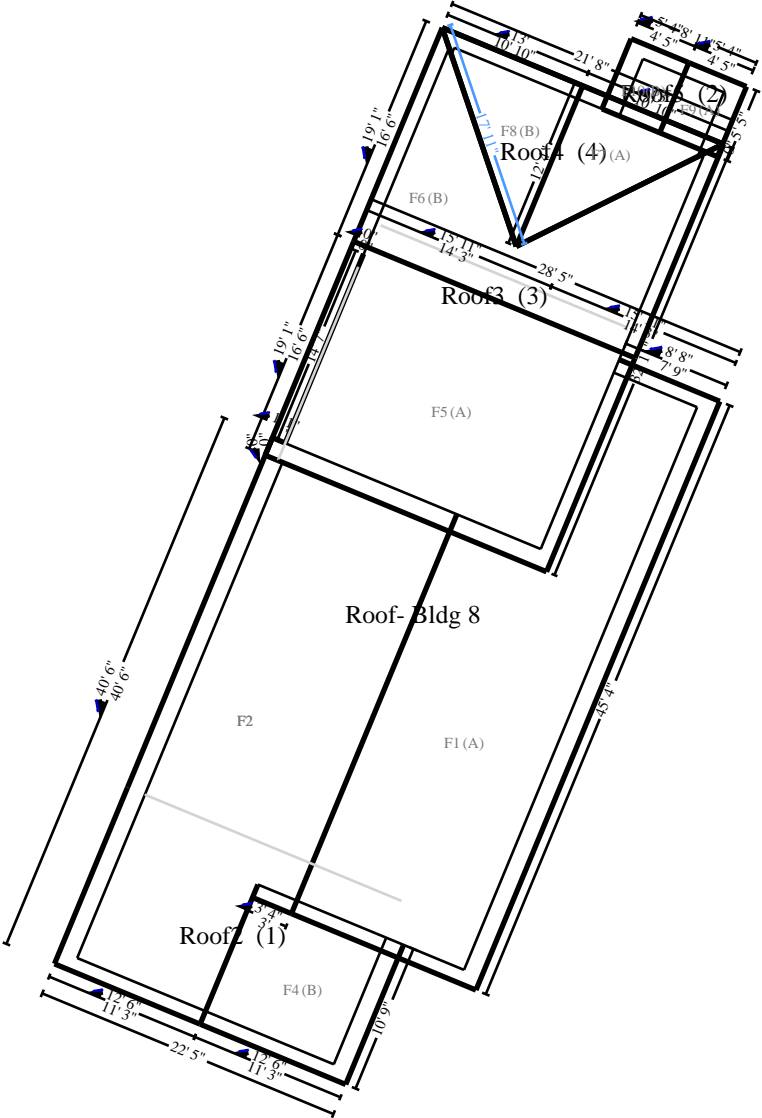
Roof- Bldg 5



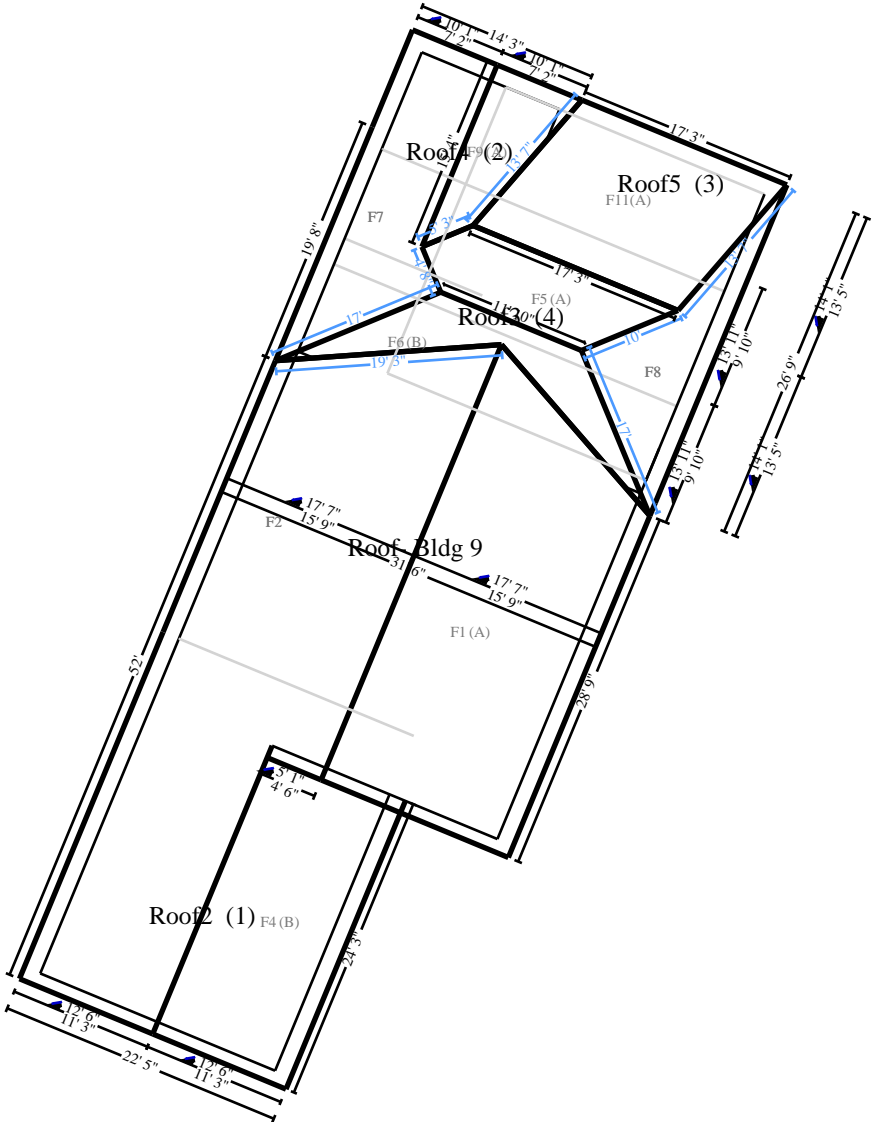
Roof- Bldg 6



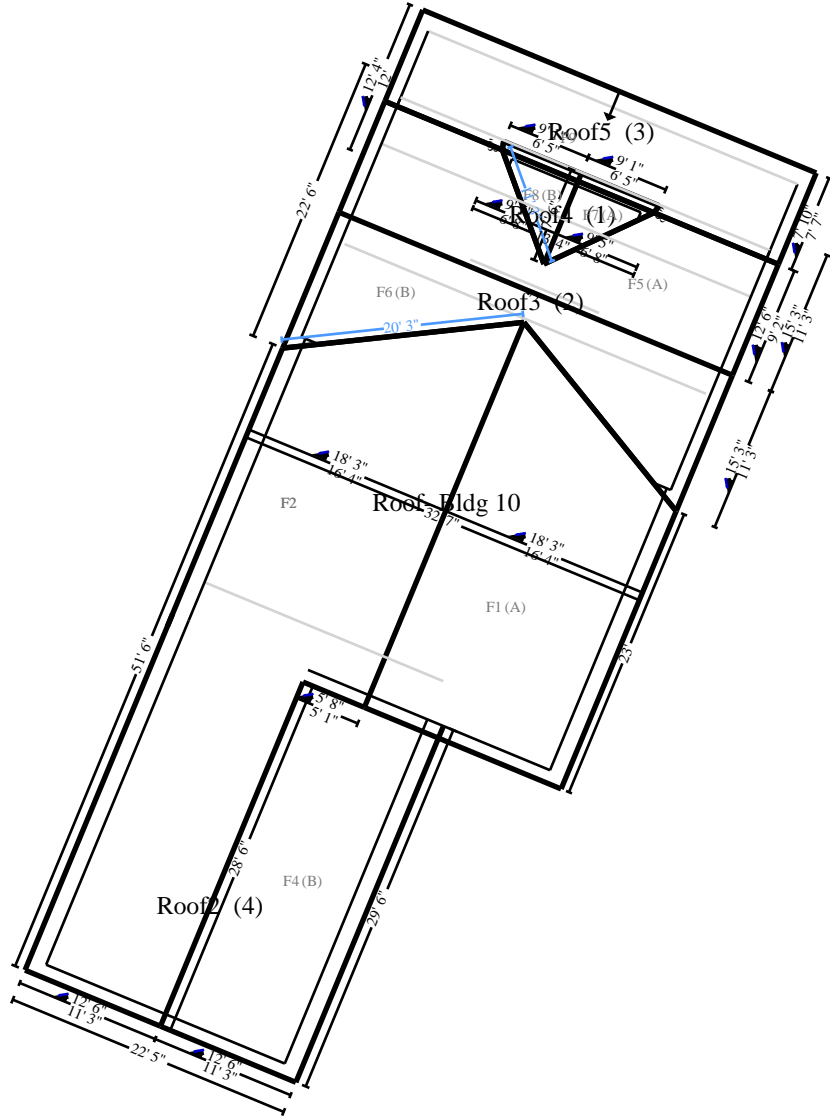
Roof- Bldg 7



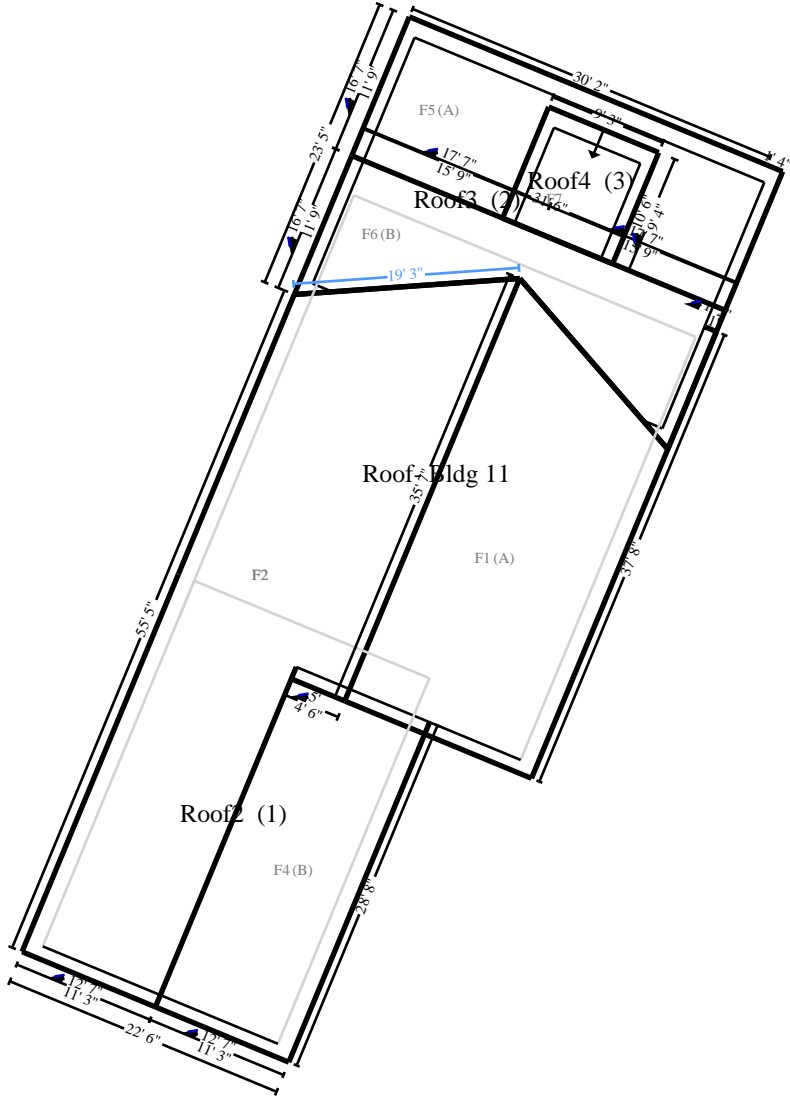
Roof- Bldg 8



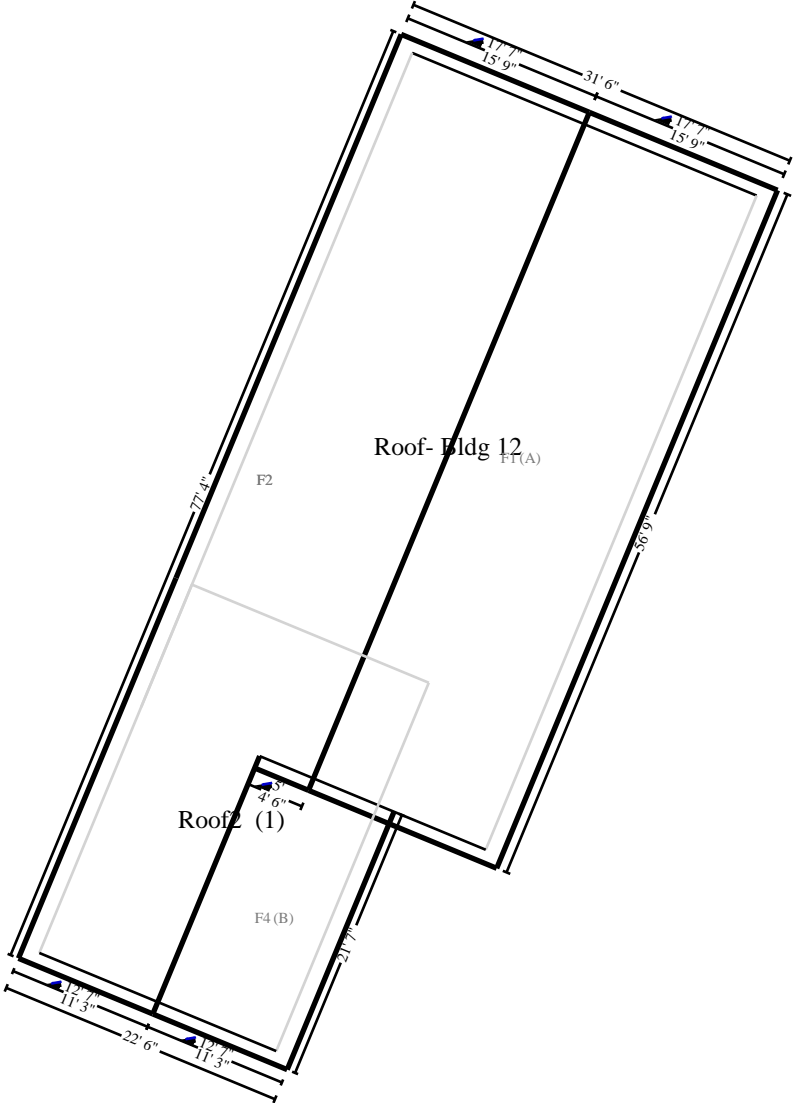
Roof- Bldg 9



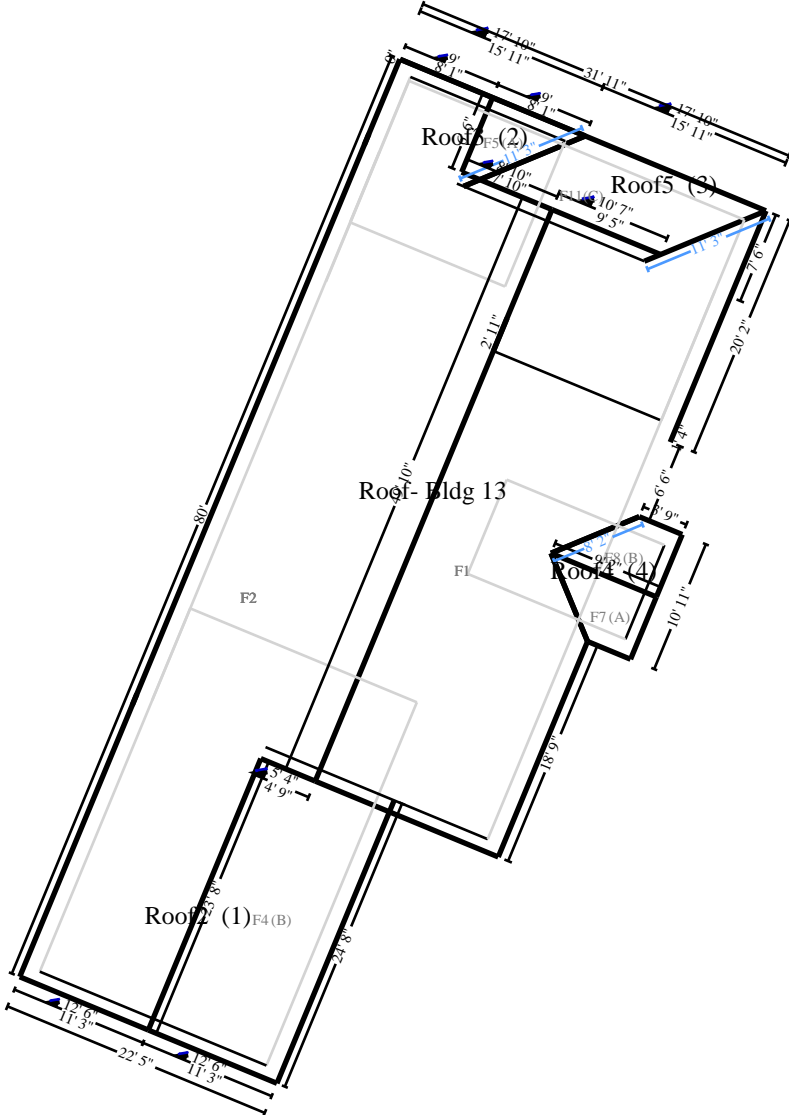
Roof- Bldg 10



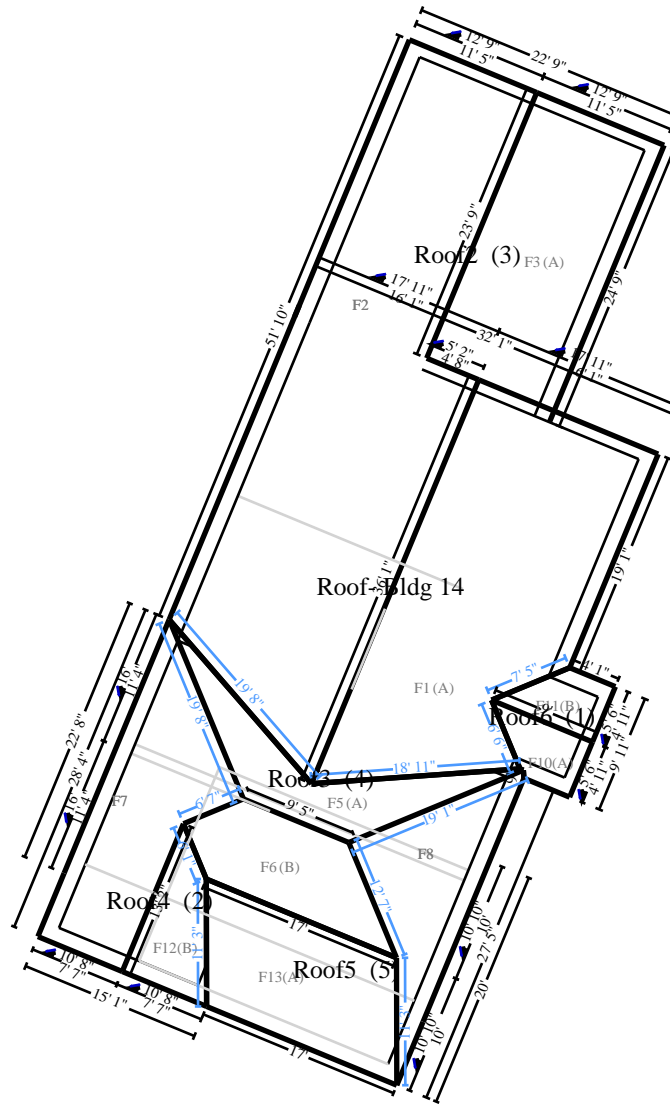
Roof- Bldg 11



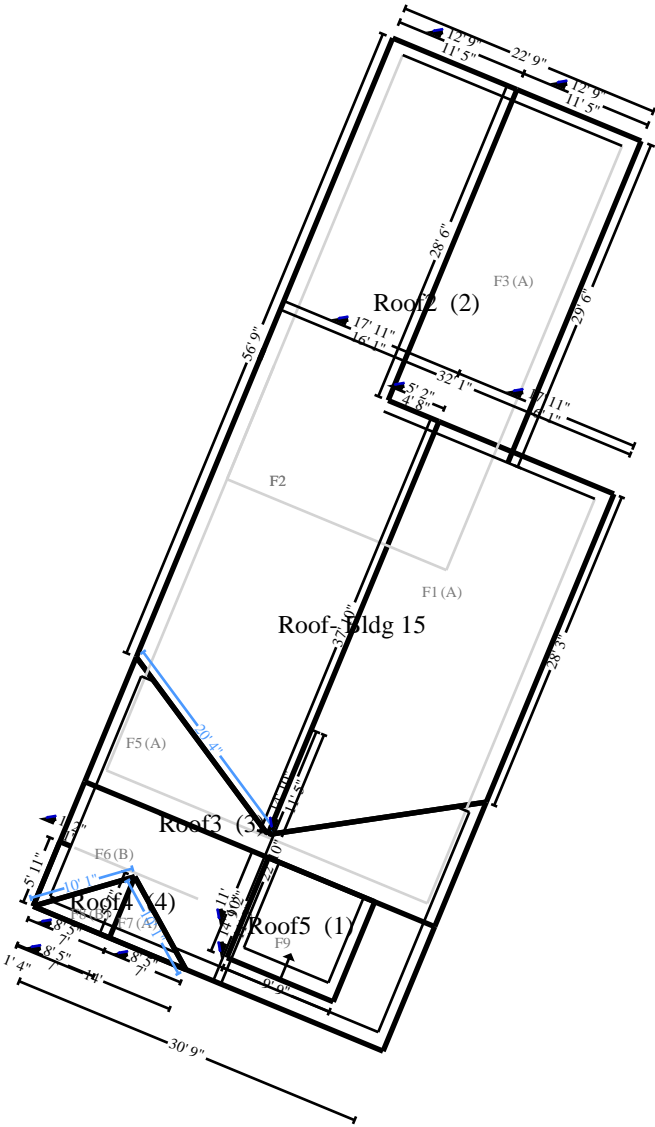
Roof- Bldg 12



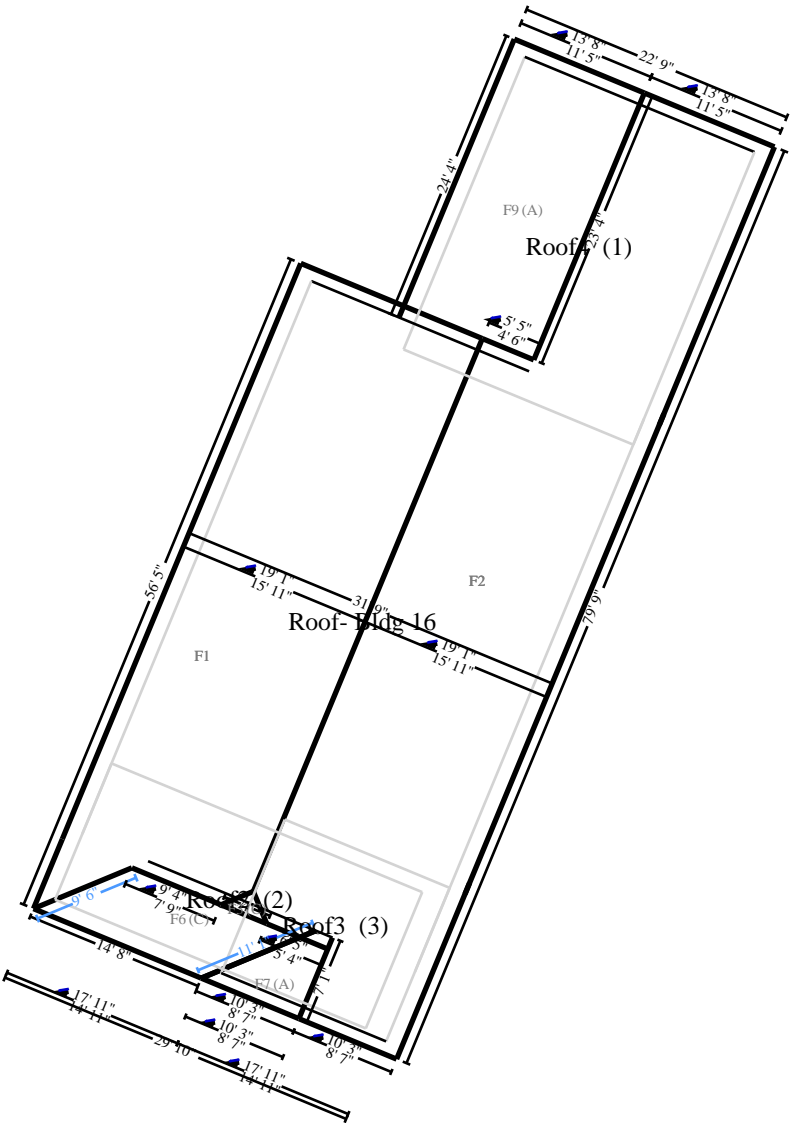
Roof- Bldg 13



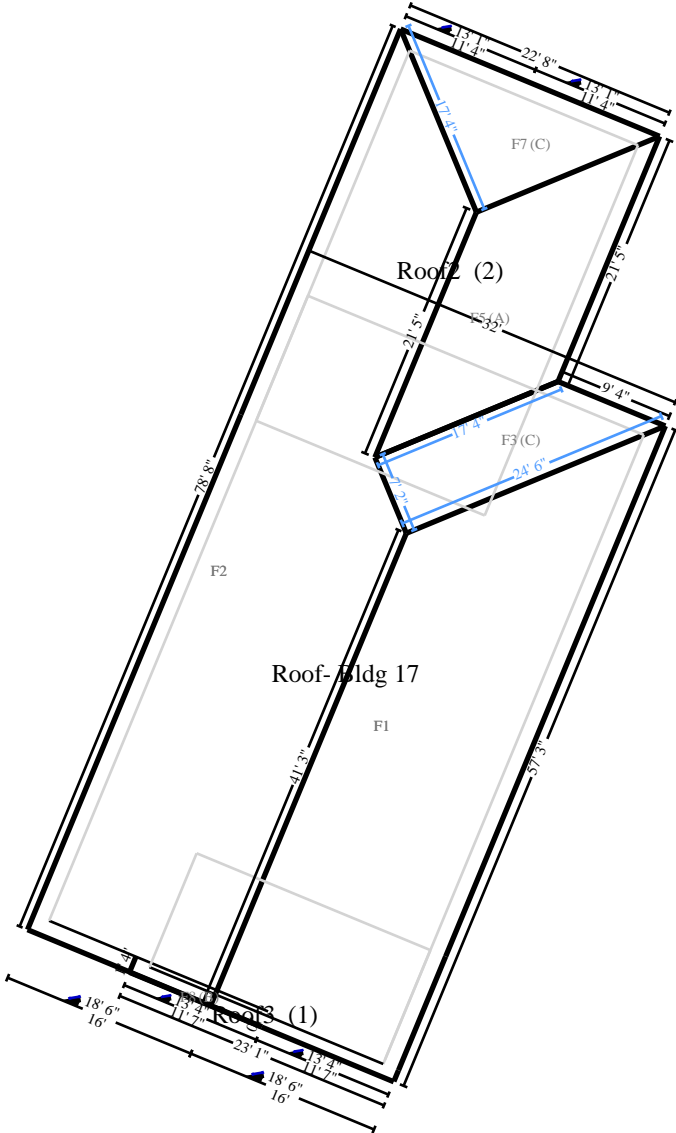
Roof- Bldg 14



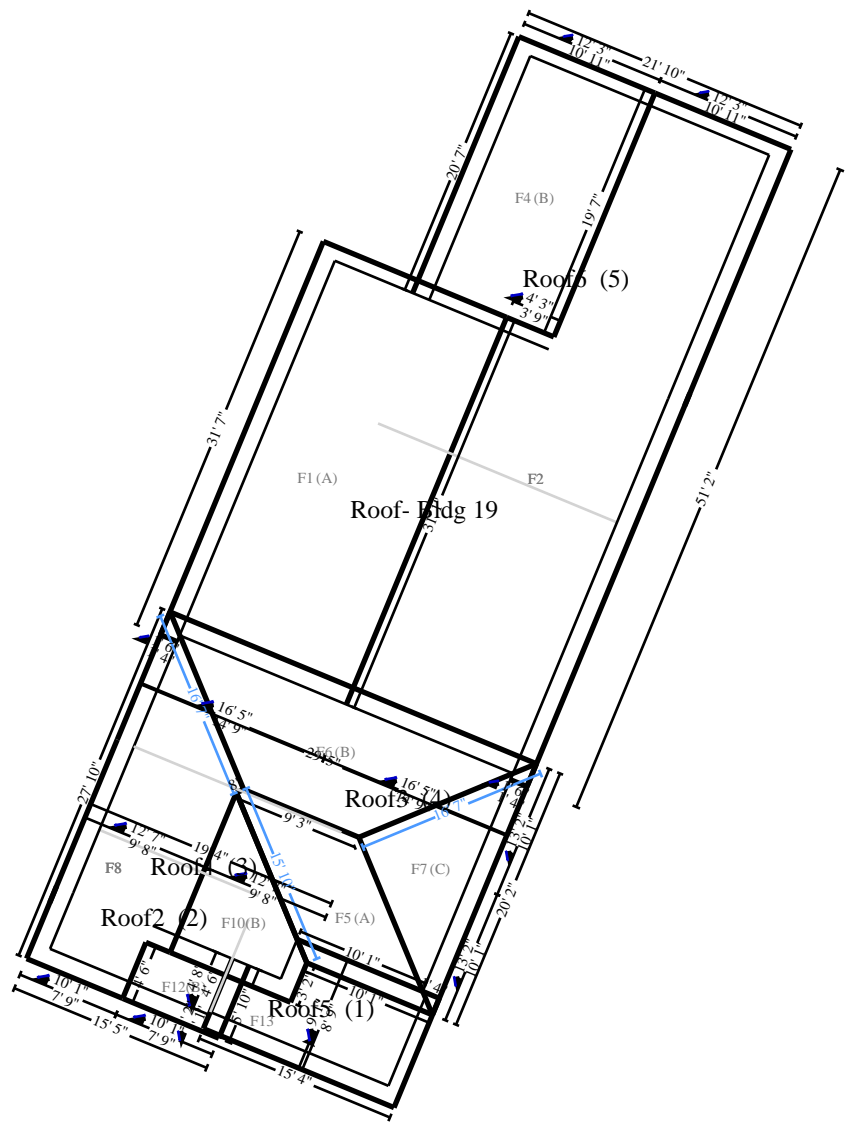
Roof- Bldg 15



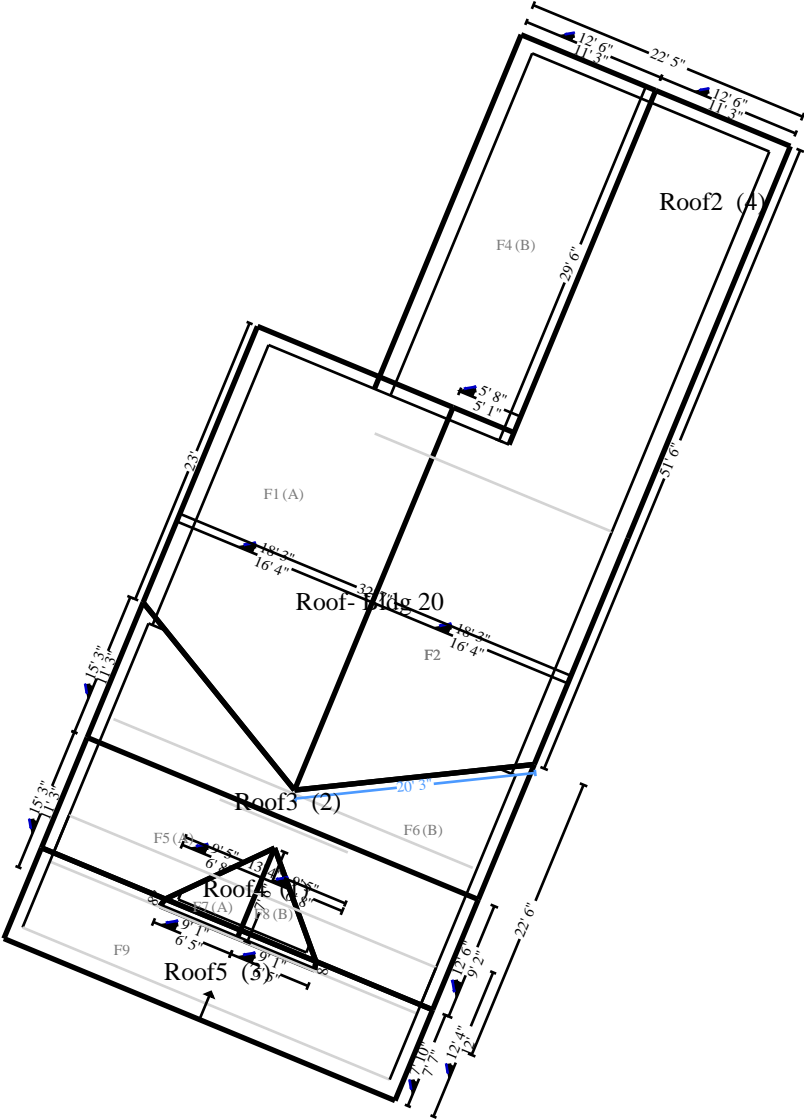
Roof- Bldg 16

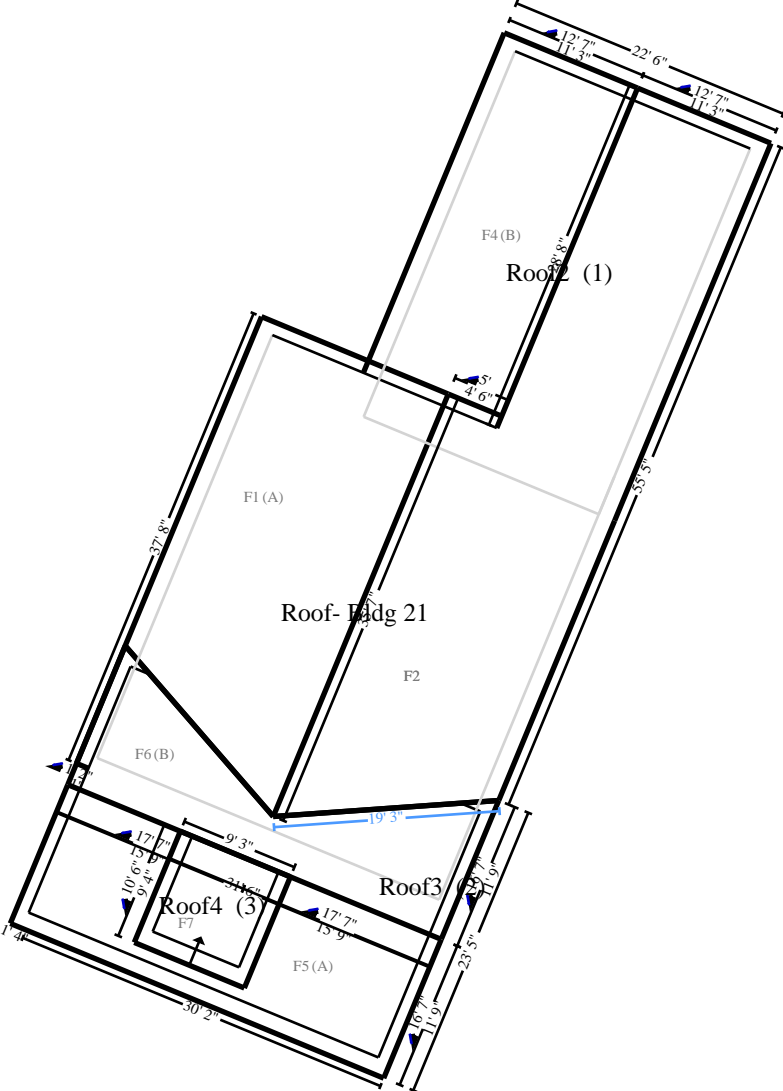


Roof- Bldg 17

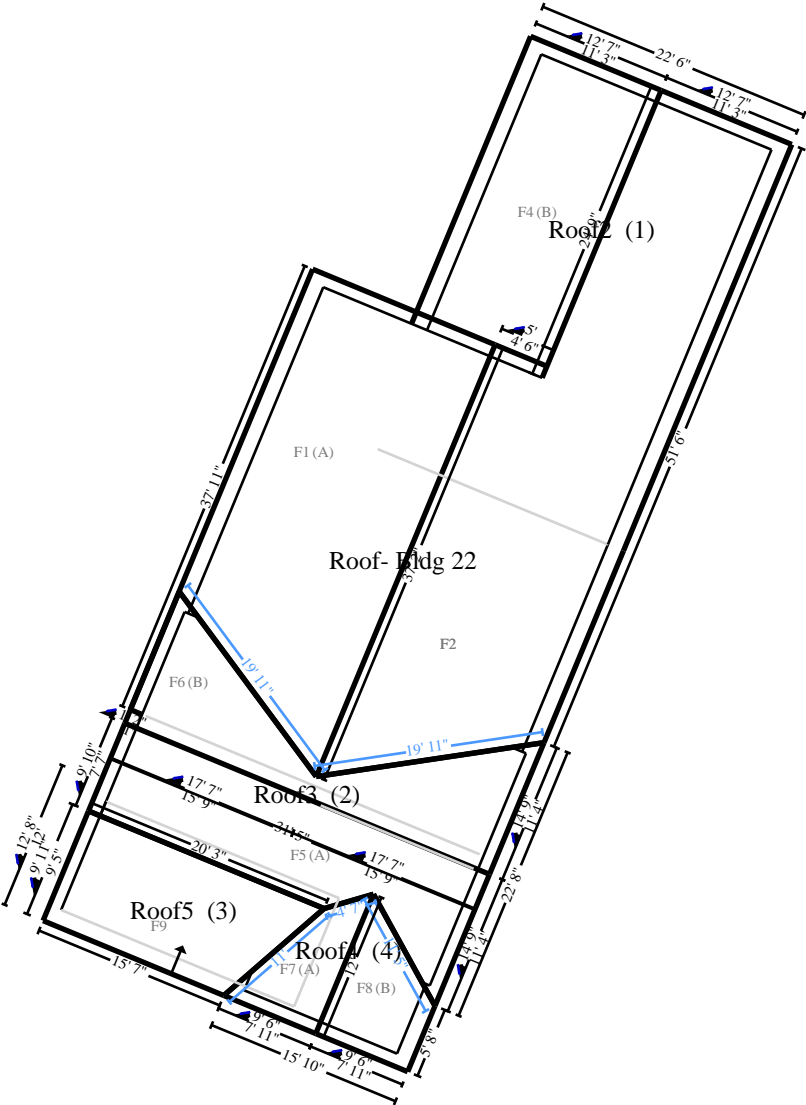


Roof- Bldg 19

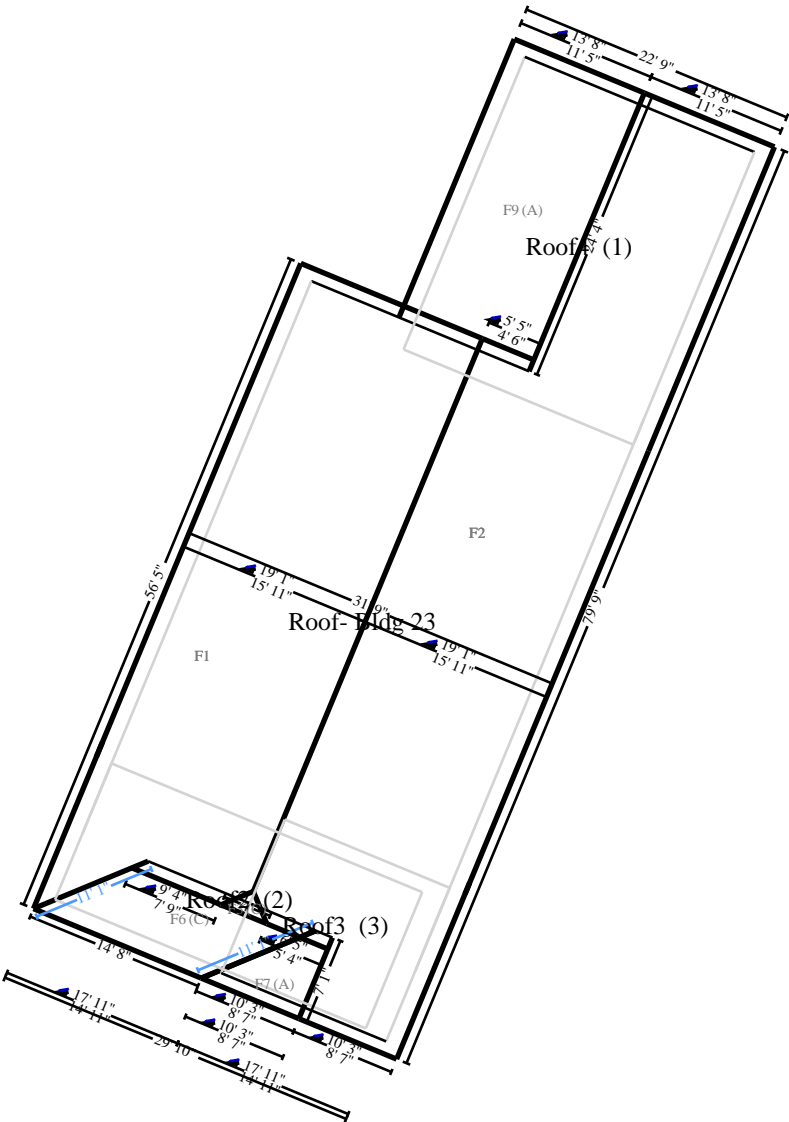




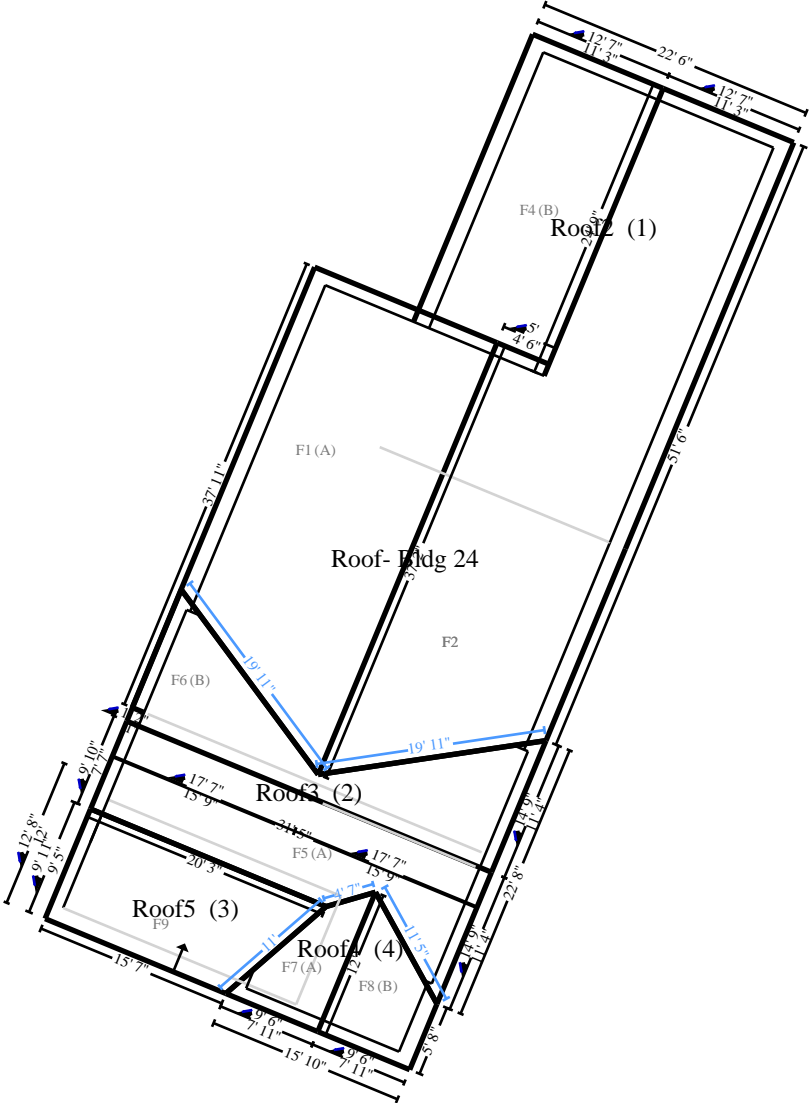
Roof- Bldg 21



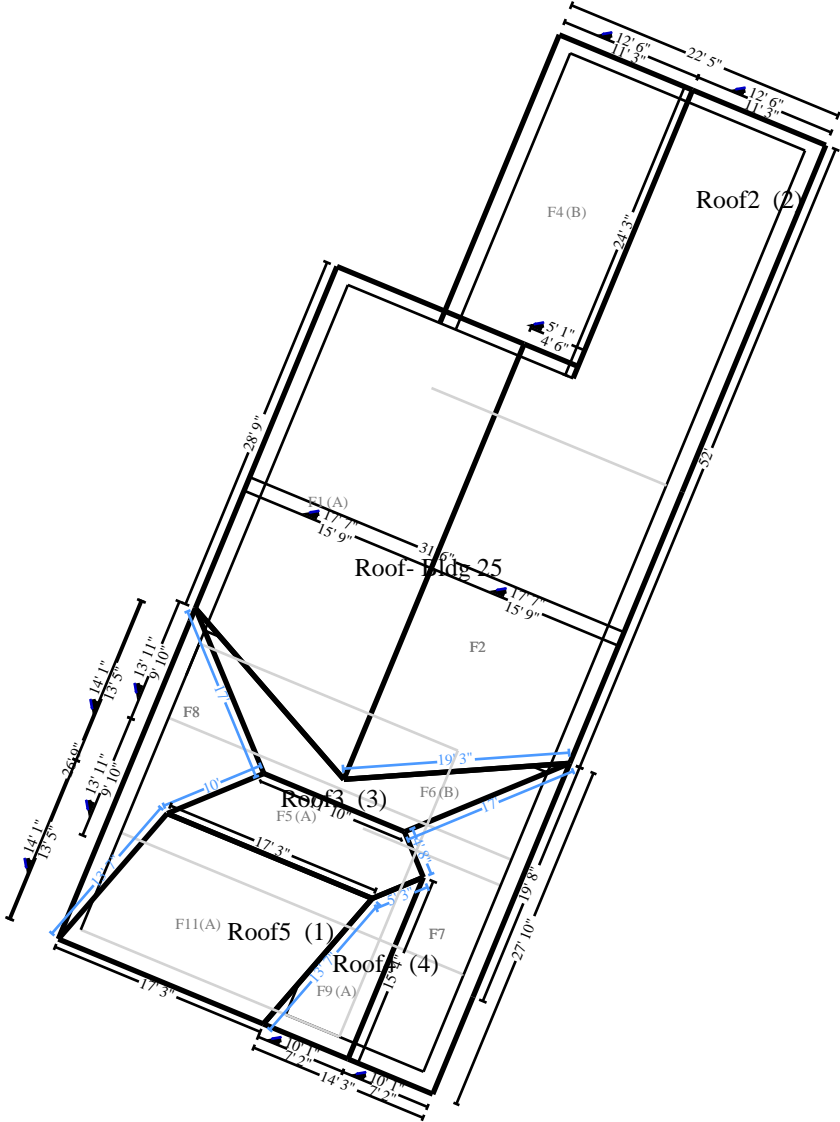
Roof- Bldg 22



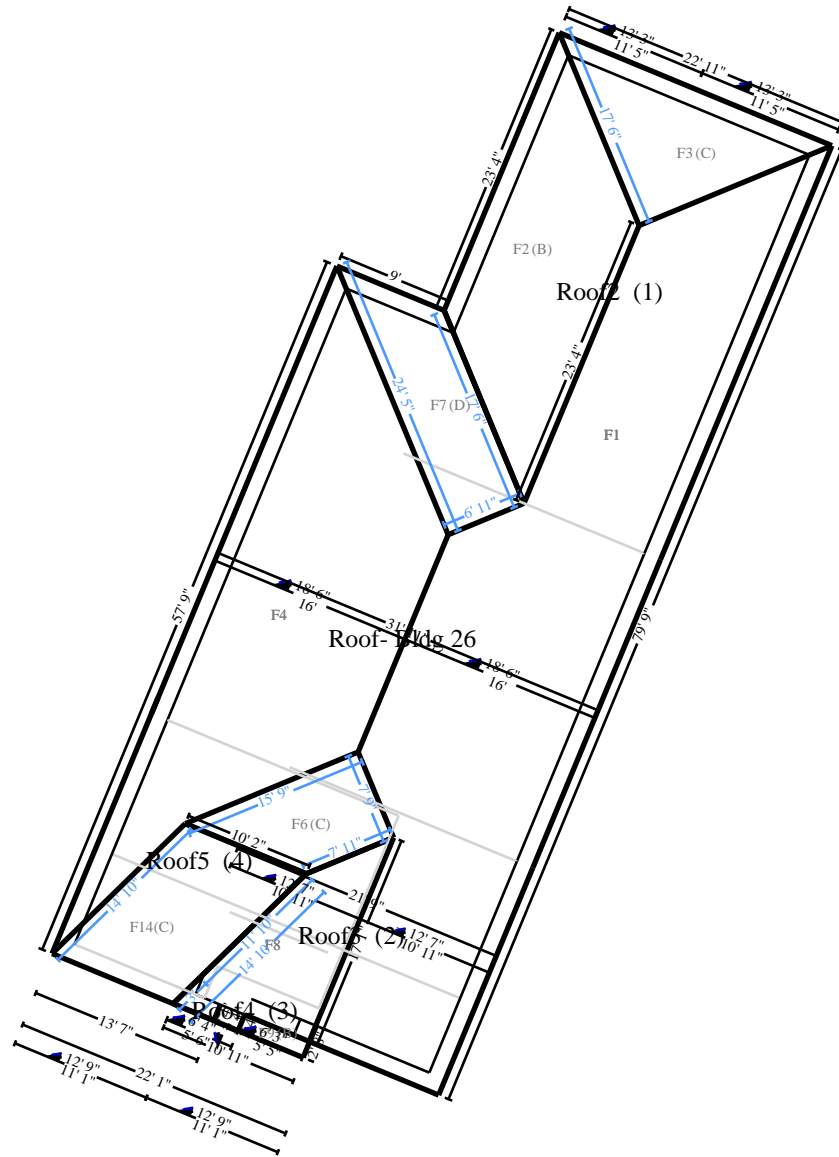
Roof- Bldg 23



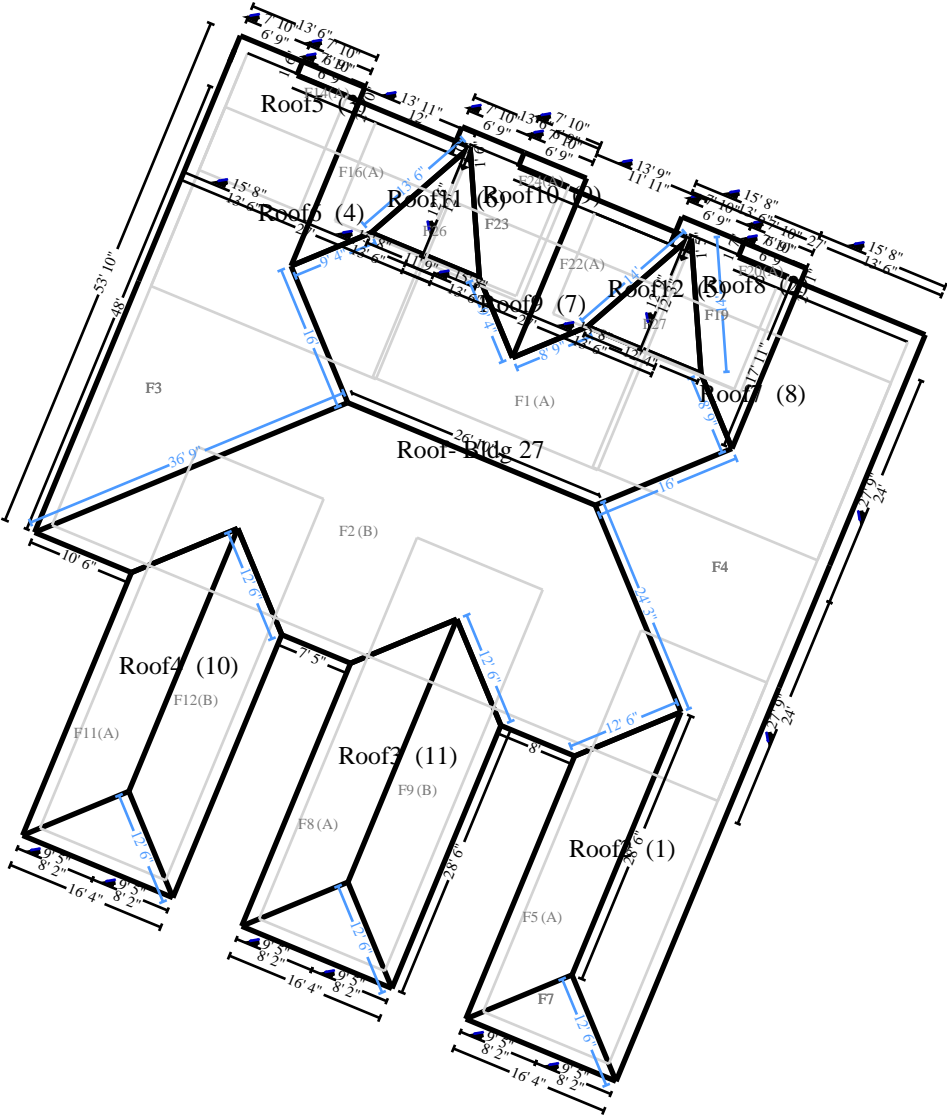
Roof- Bldg 24



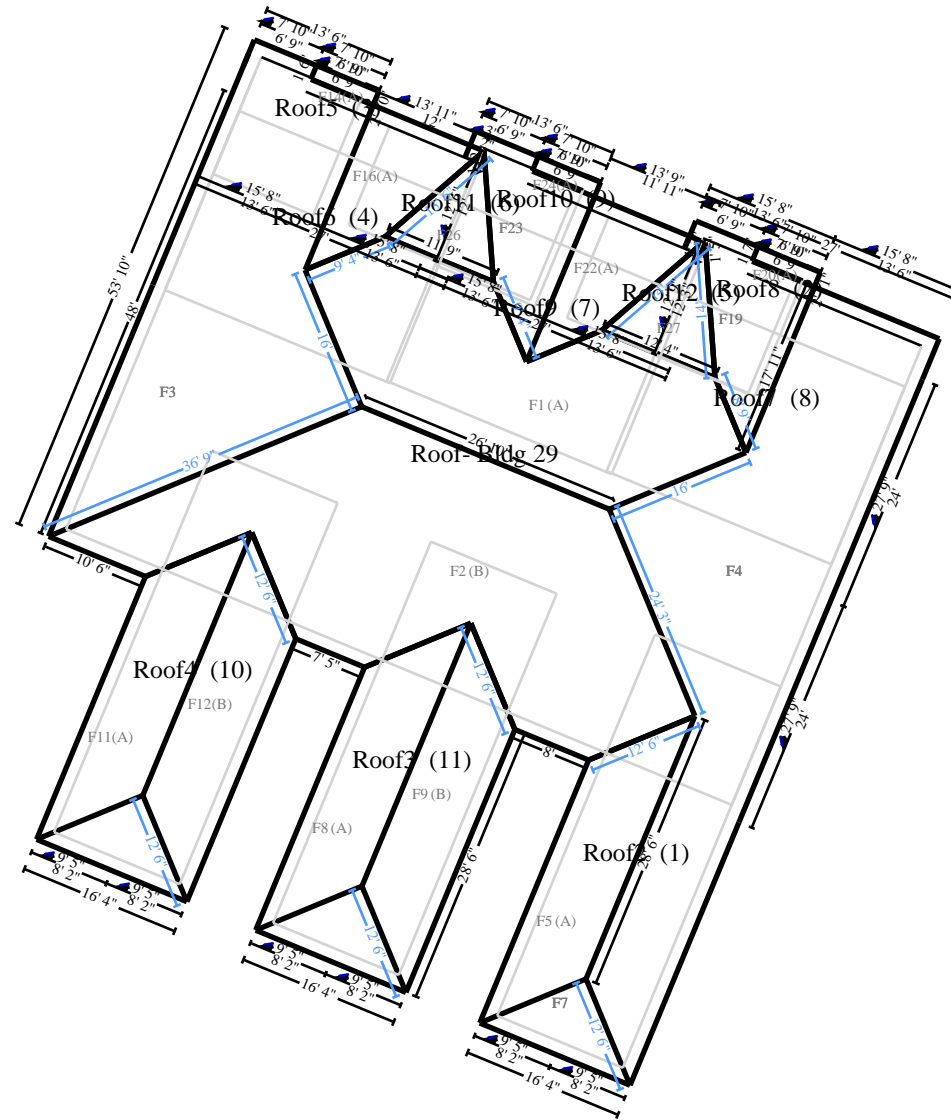
Roof- Bldg 25



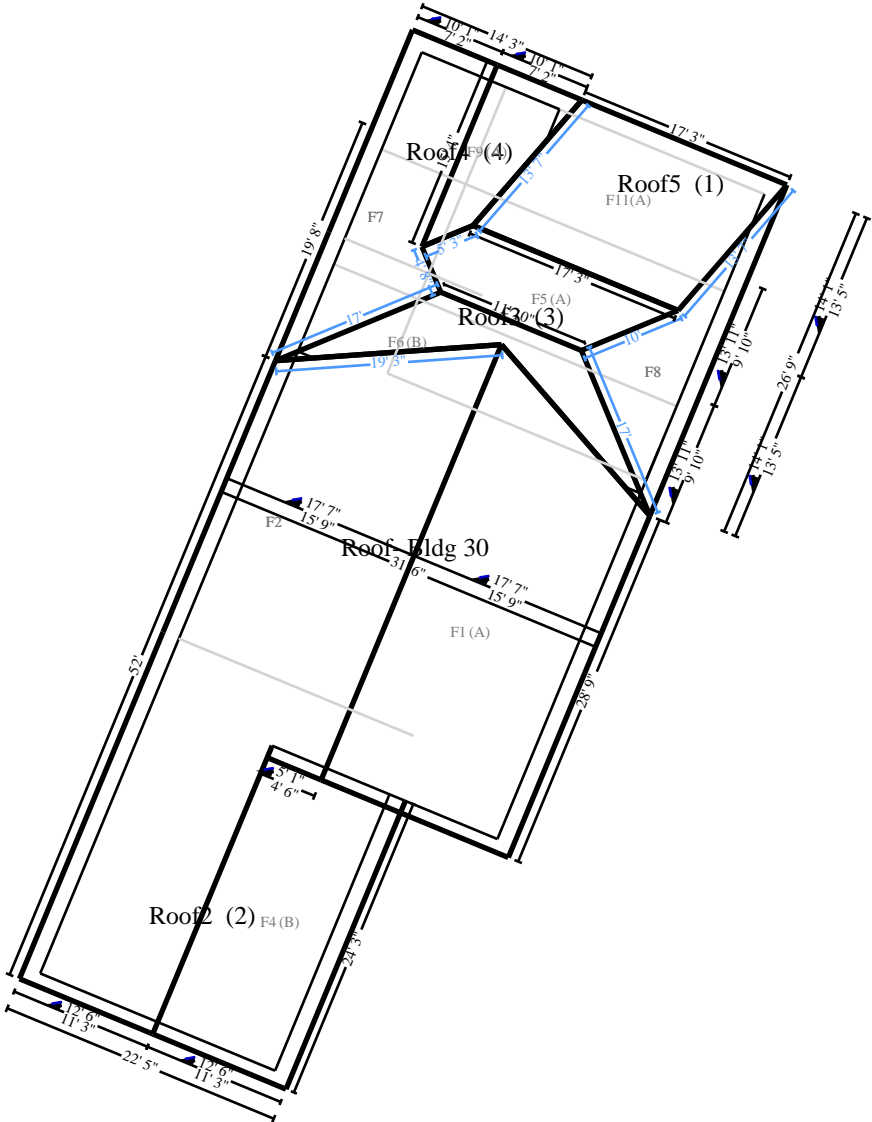
Roof- Bldg 26



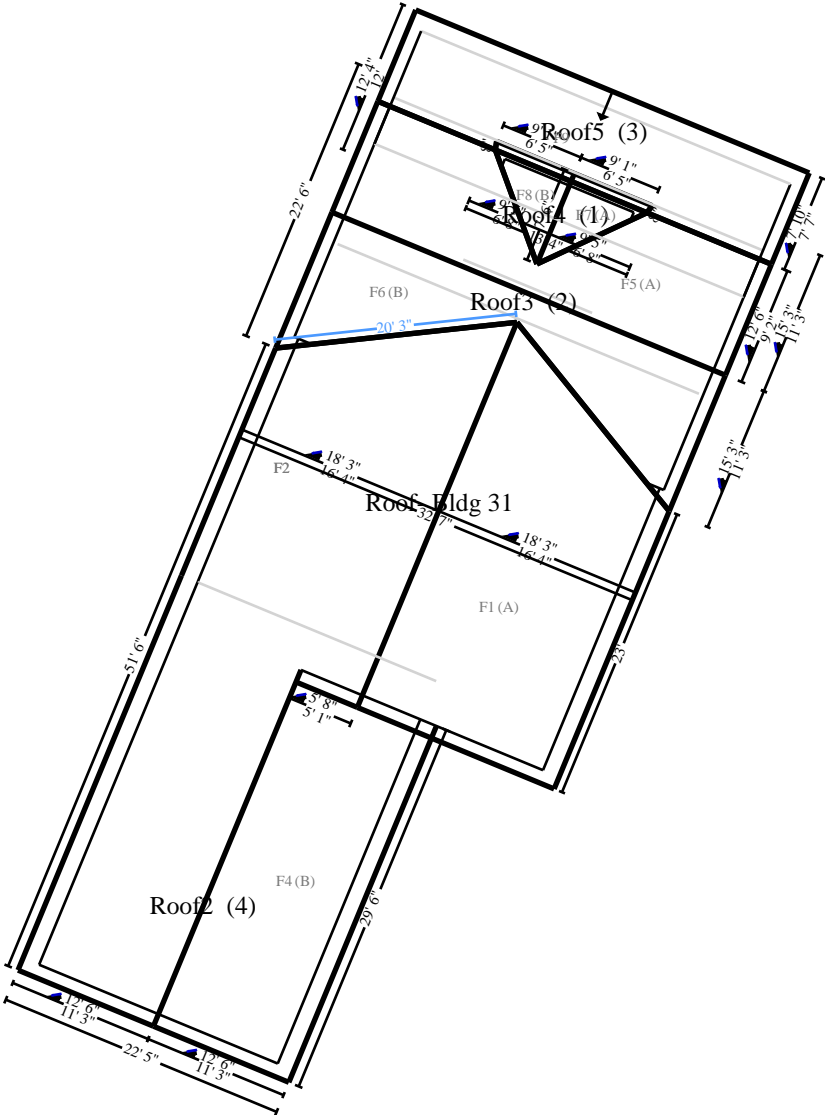
Roof- Bldg 27



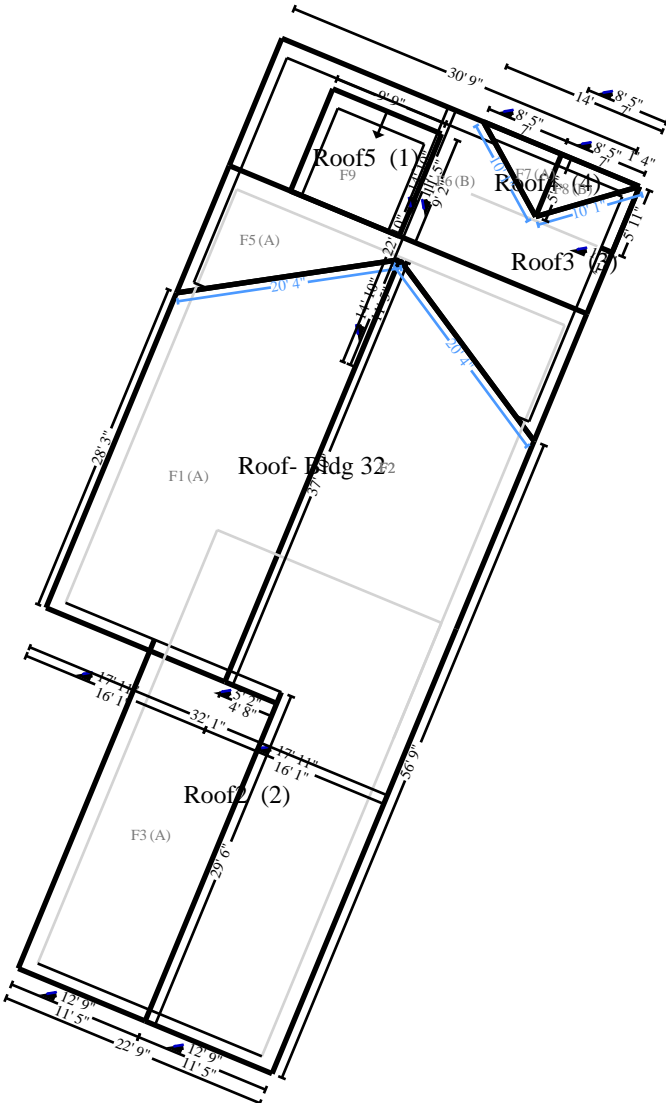
Roof- Bldg 29

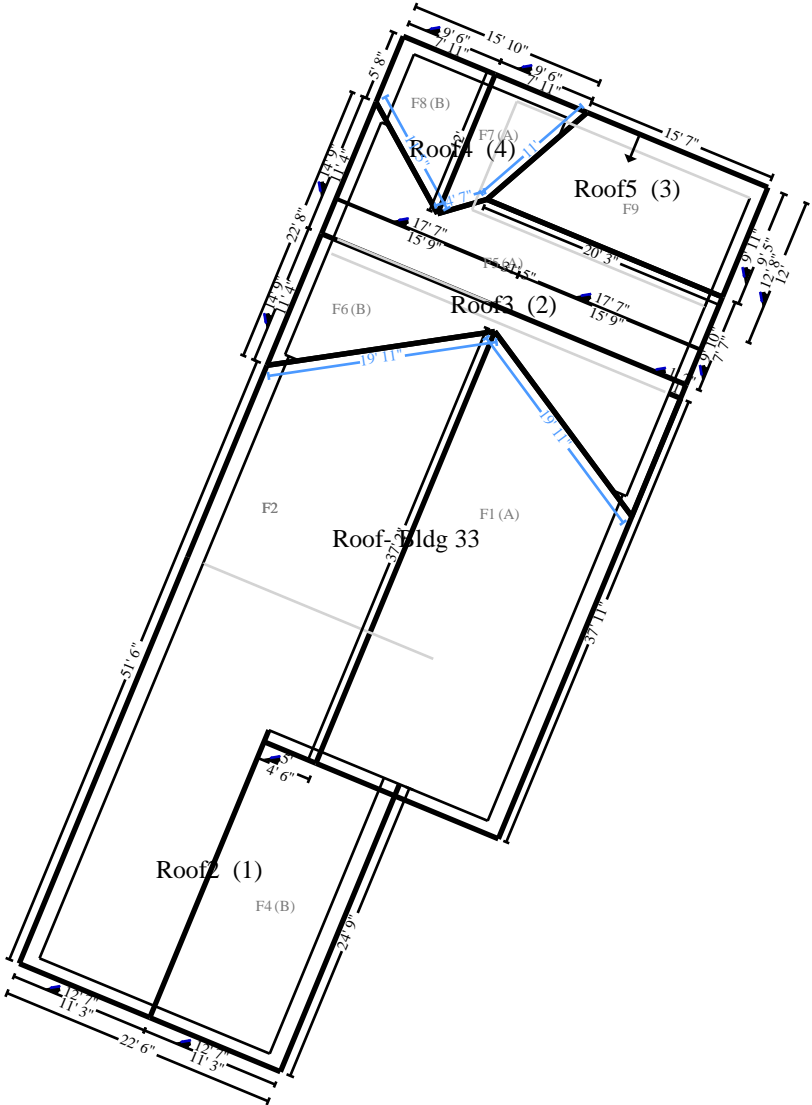


Roof- Bldg 30

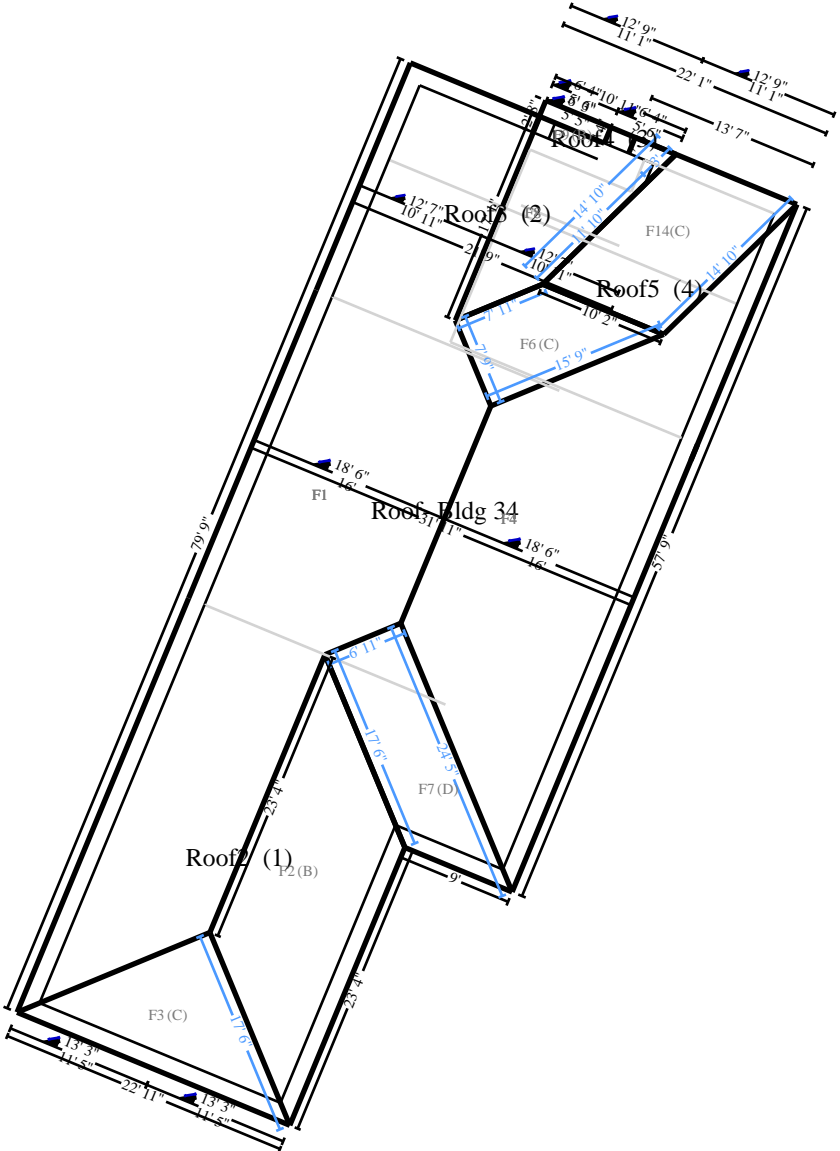


Roof- Bldg 31

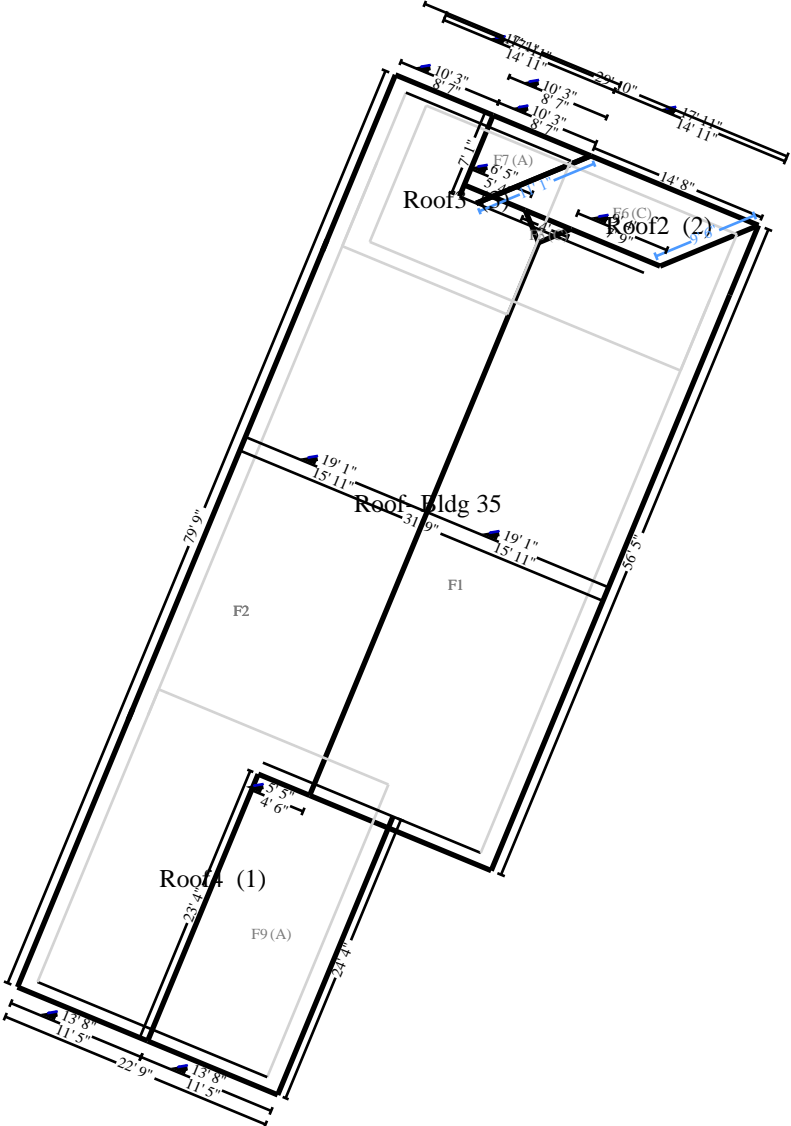




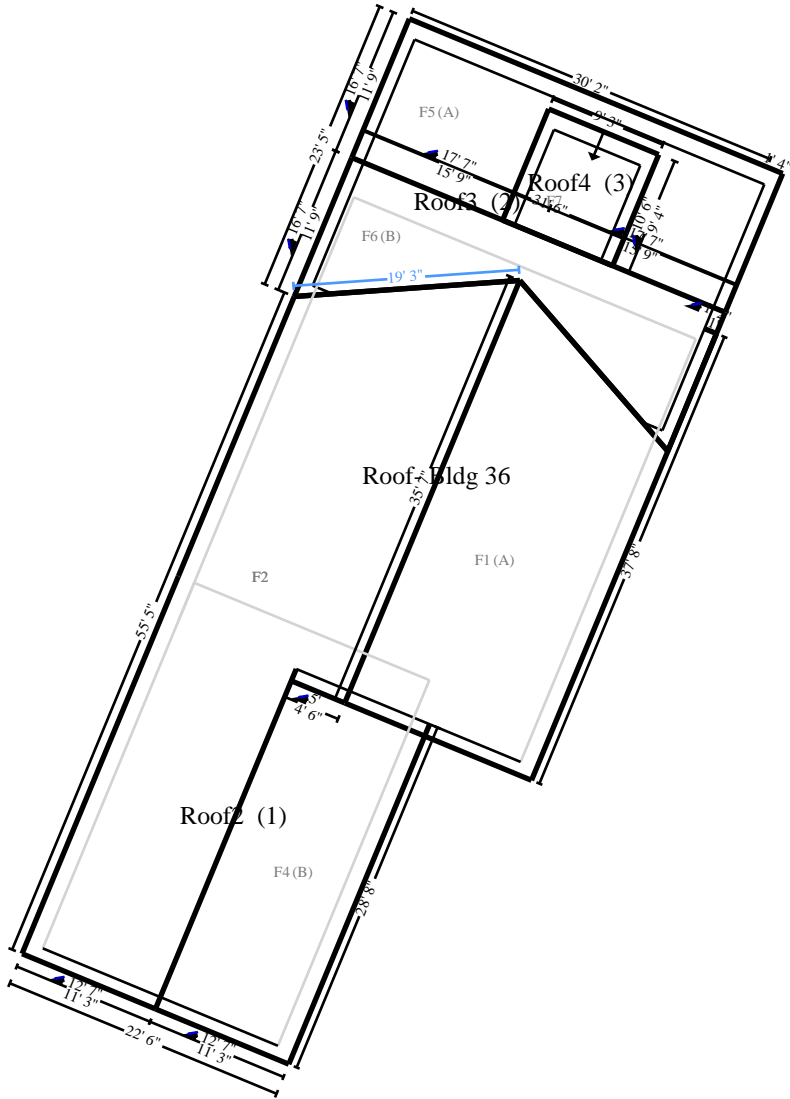
Roof-Bldg 33

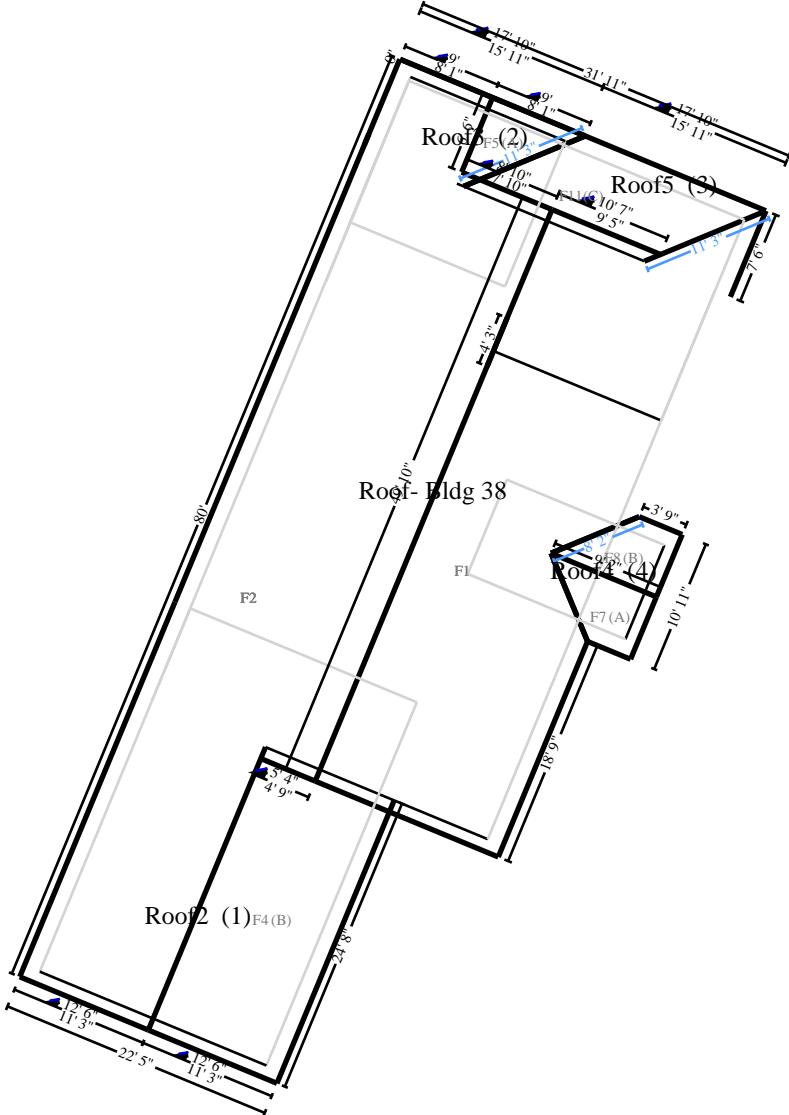


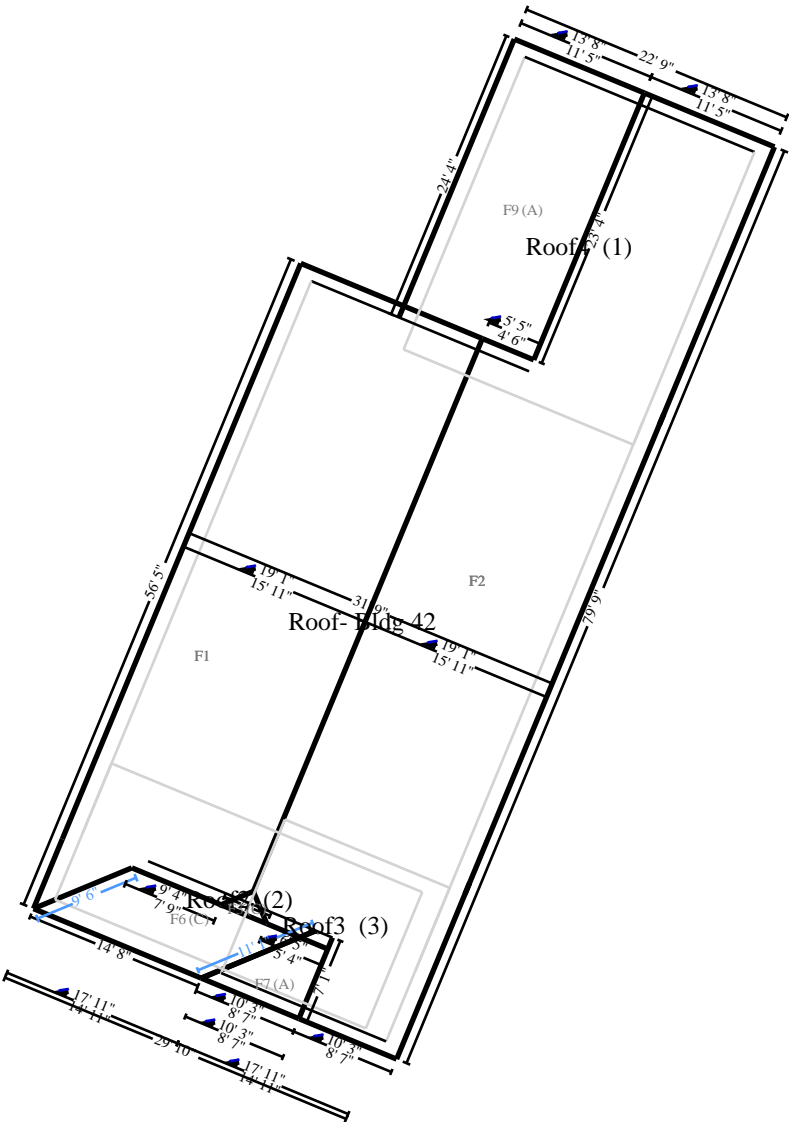
Roof-Bldg 34



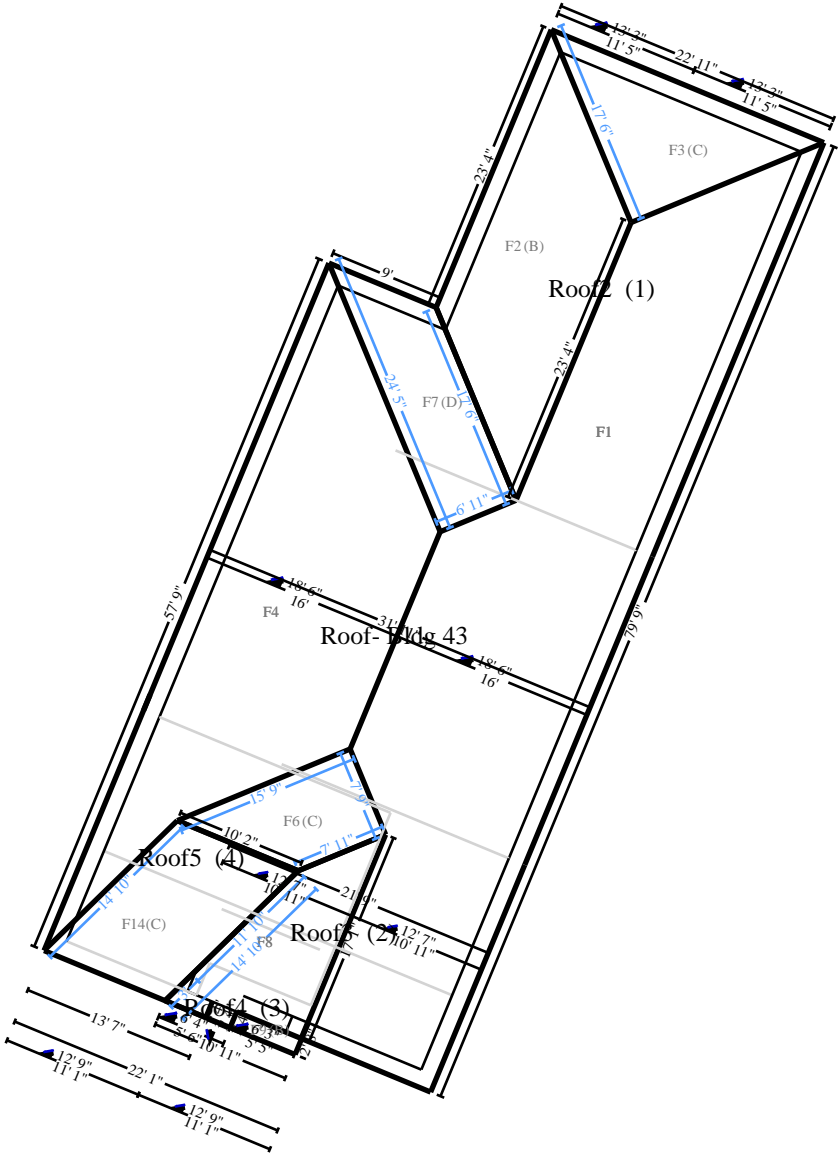
Roof-Bldg 35



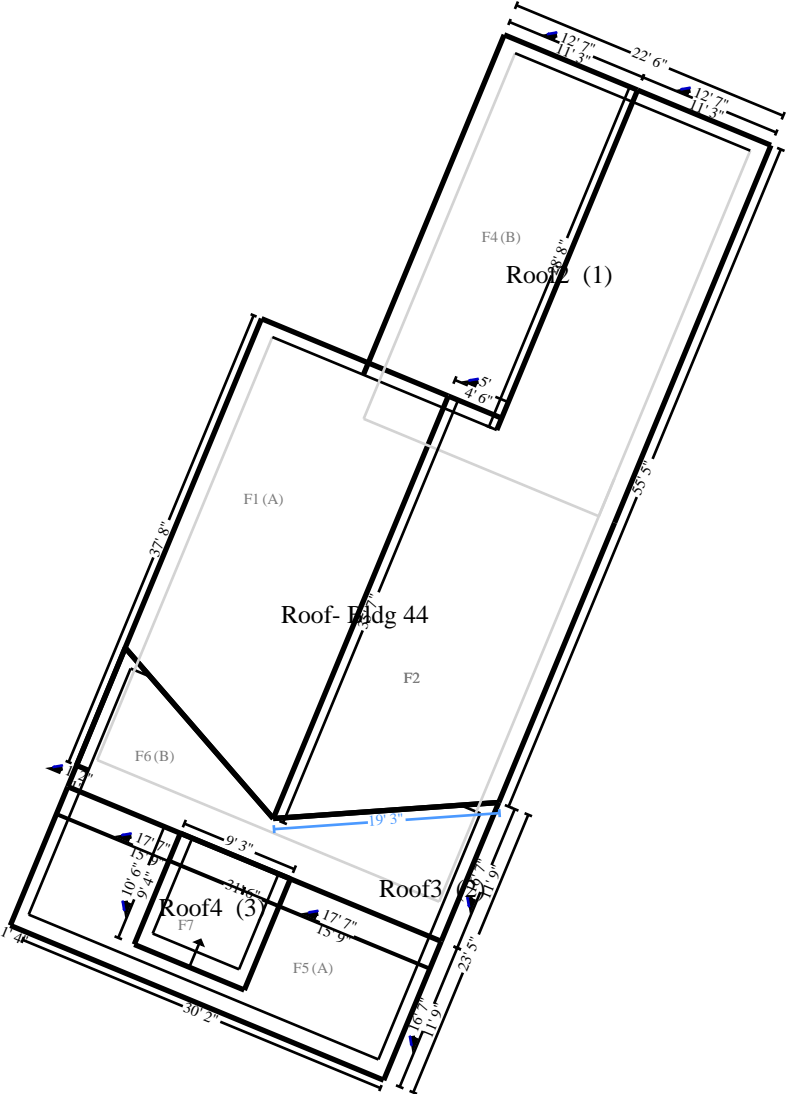




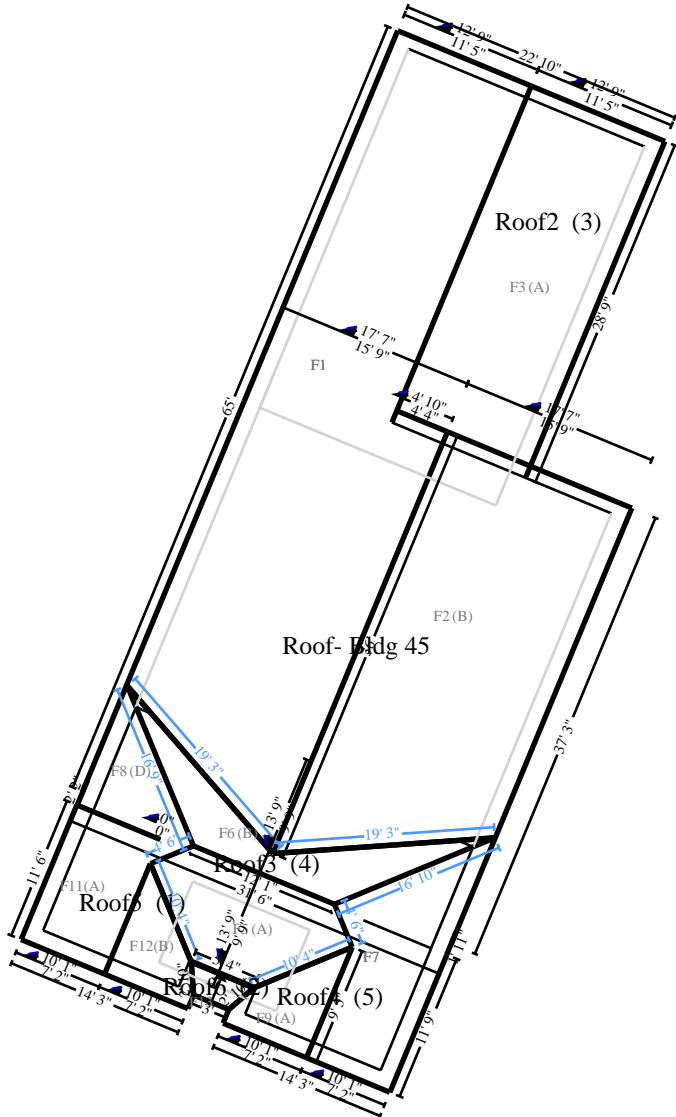
Roof-Bldg 42



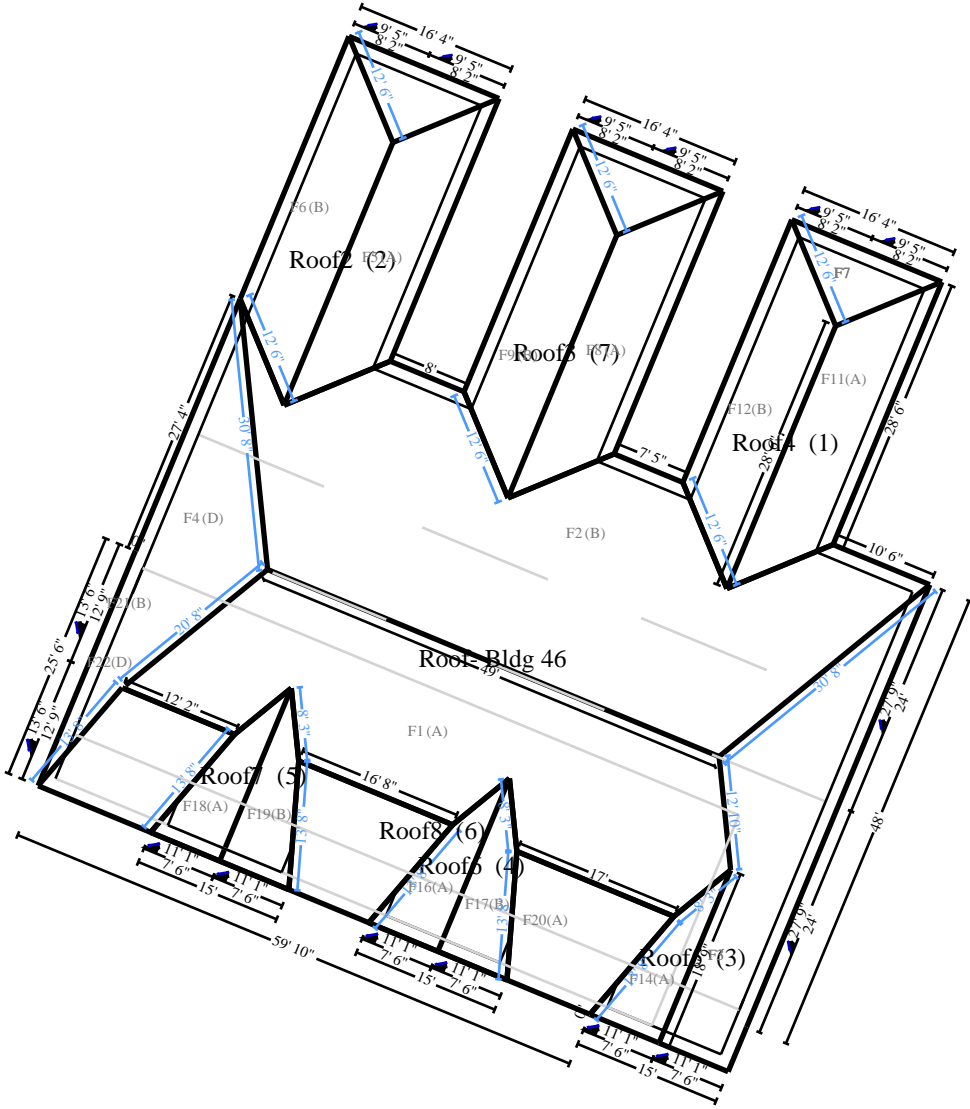
Roof-Bldg 43



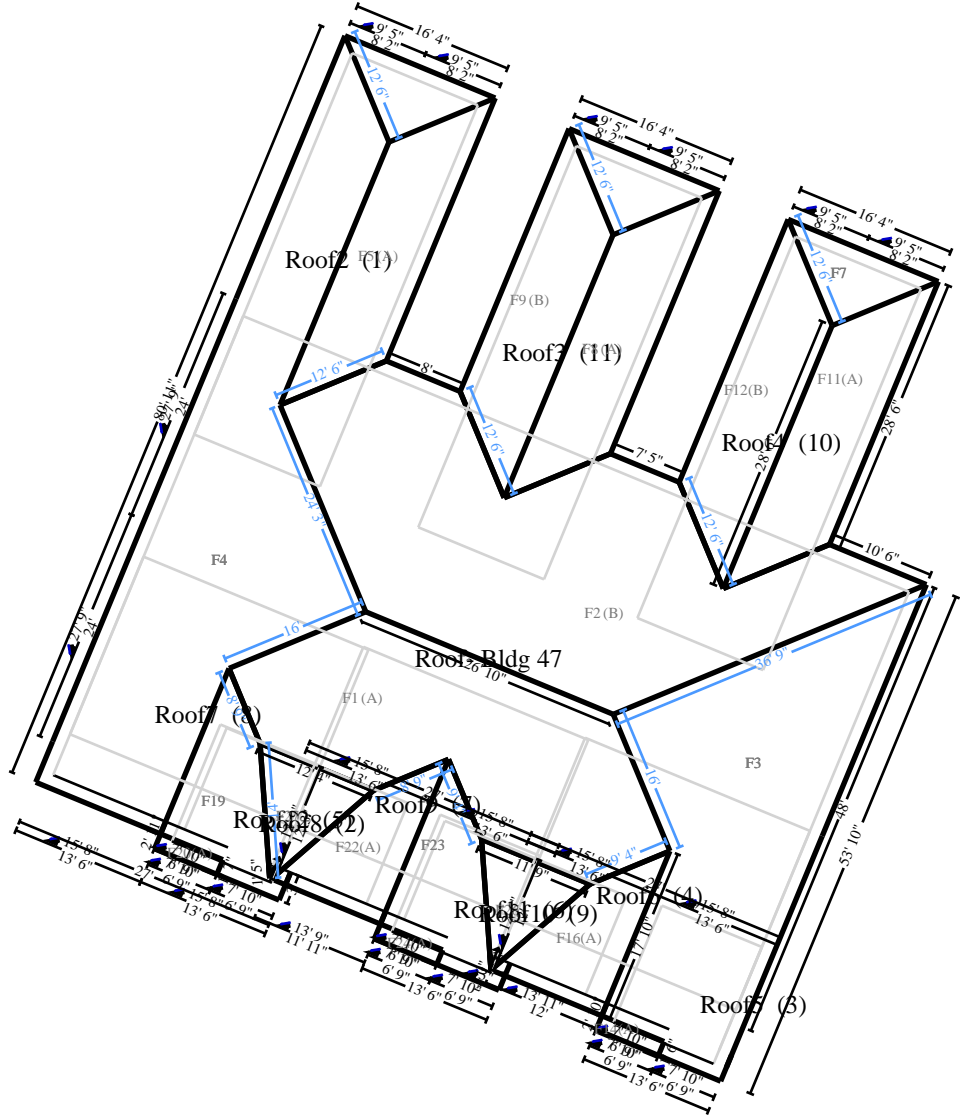
Roof-Bldg 44



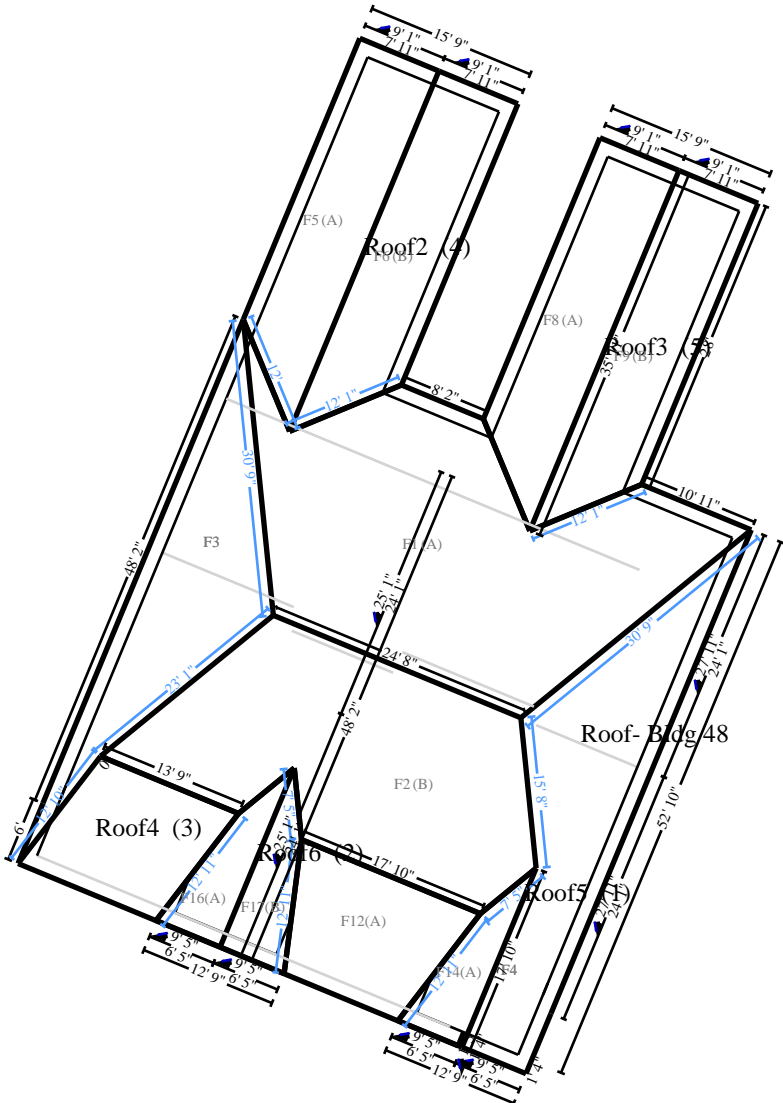
Roof-Bldg 45



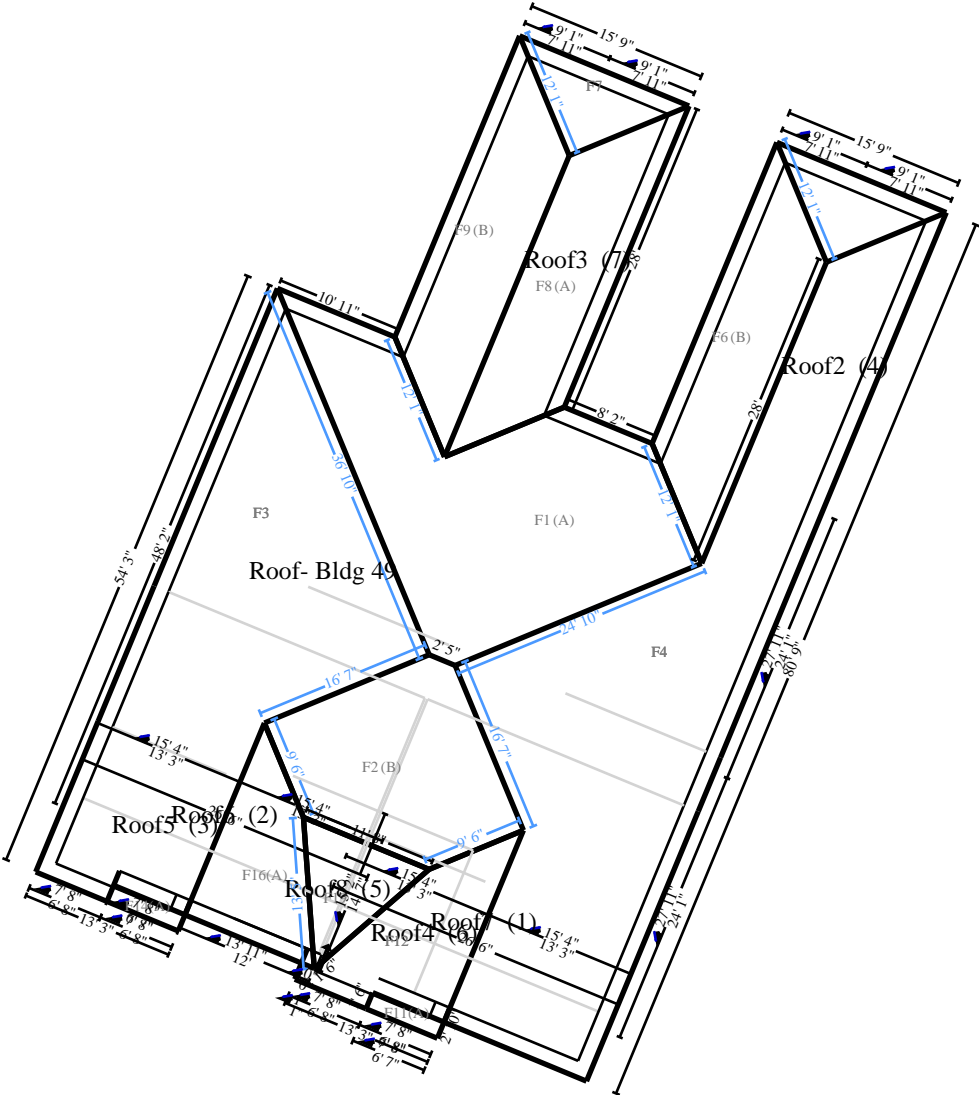
Roof-Bldg 46



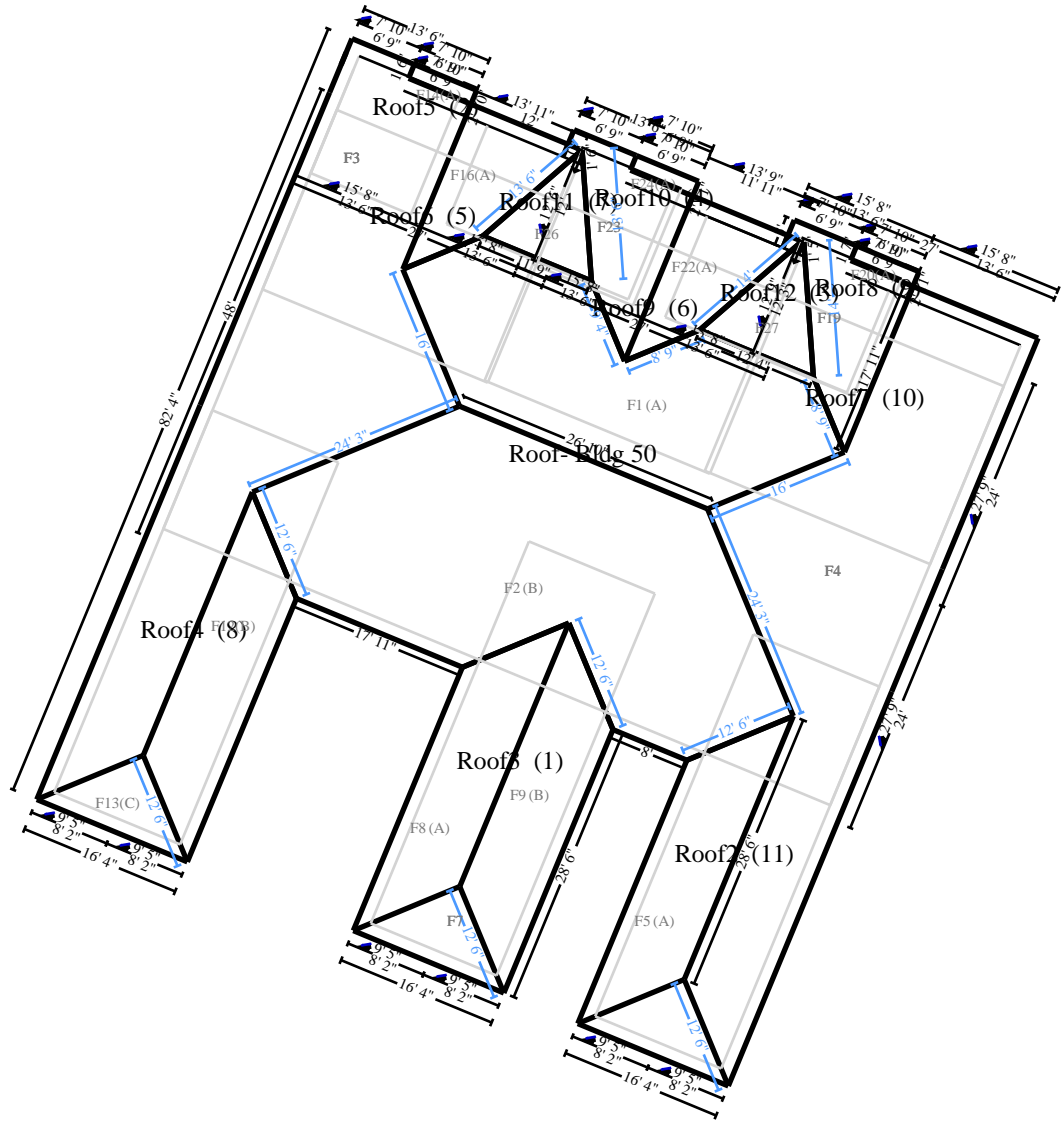
Roof-Bldg 47



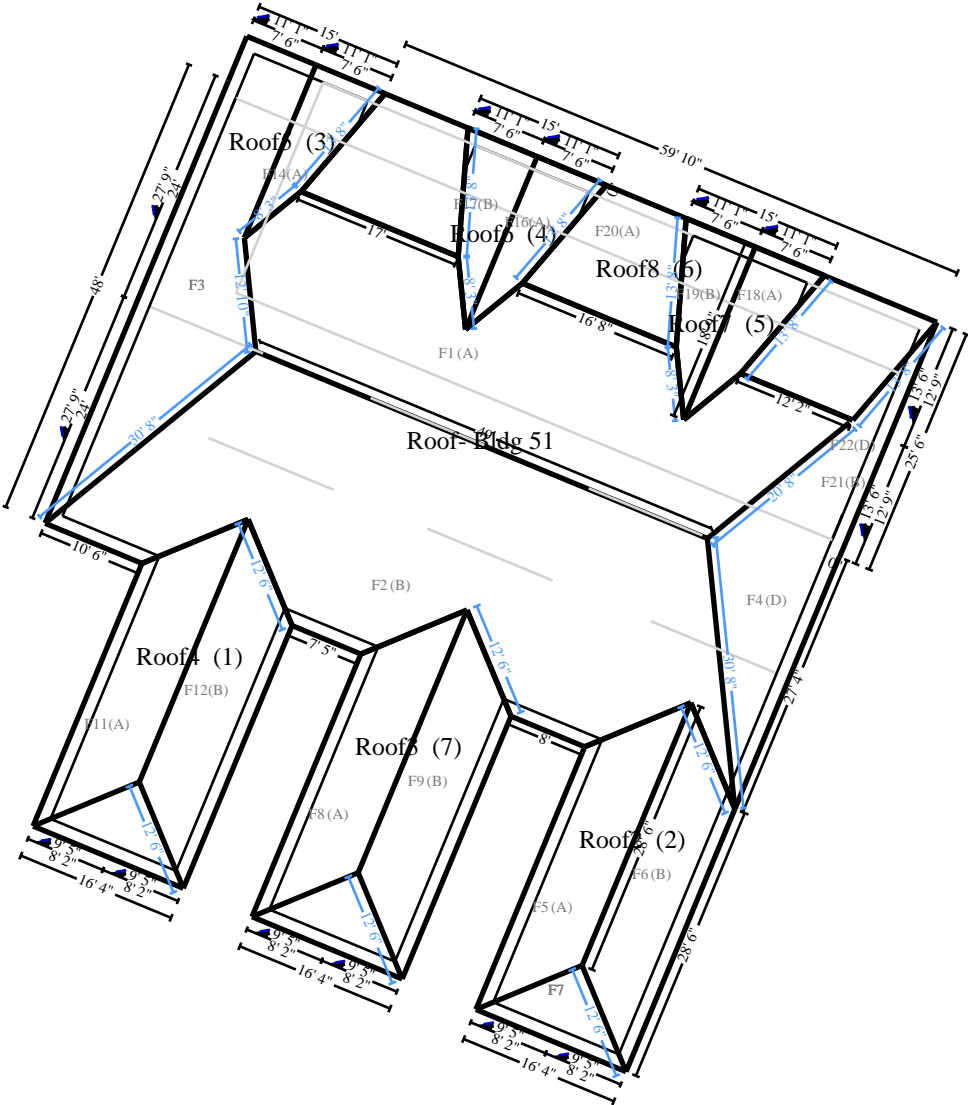
Roof-Bldg 48



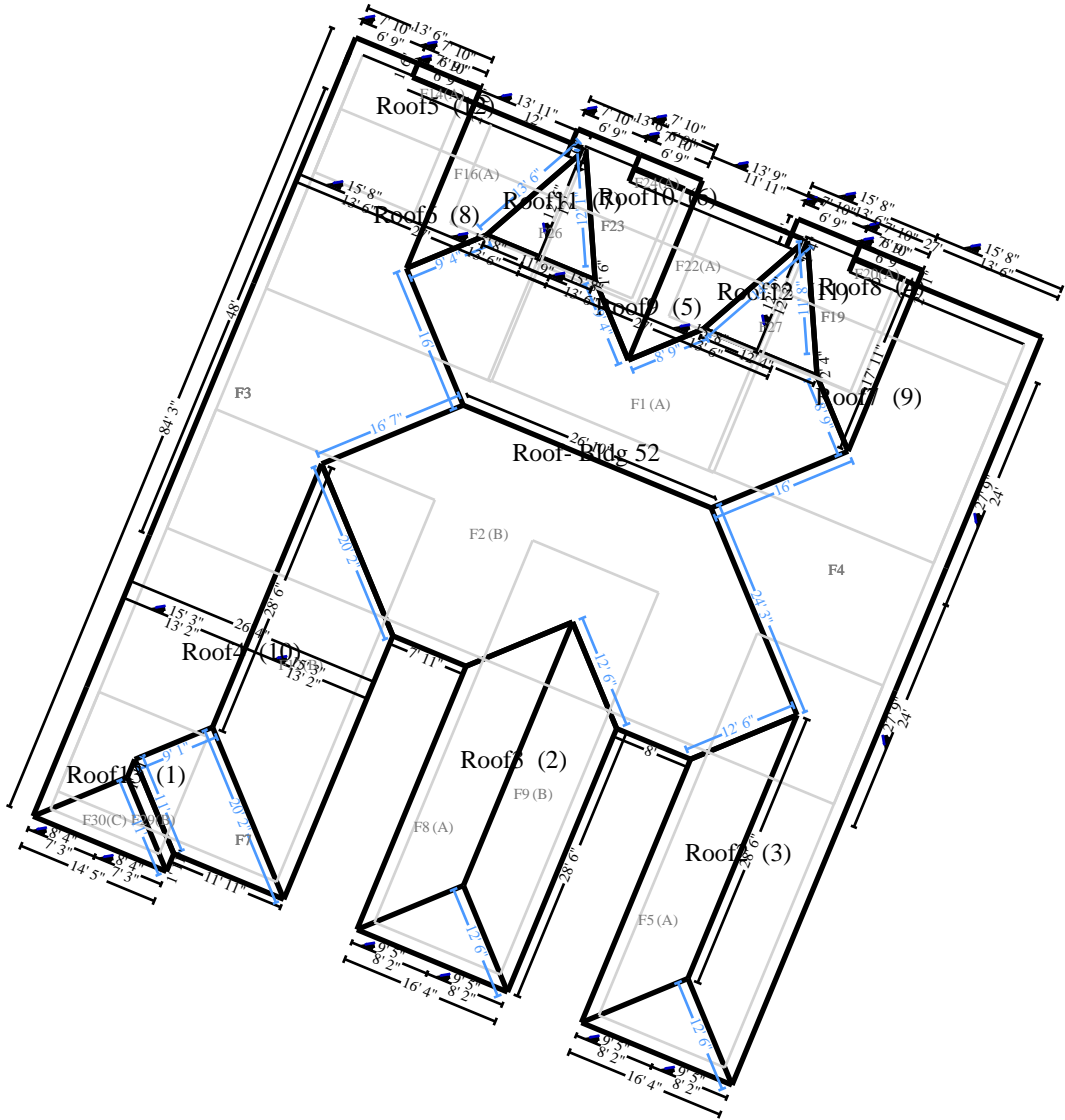
Roof-Bldg 49



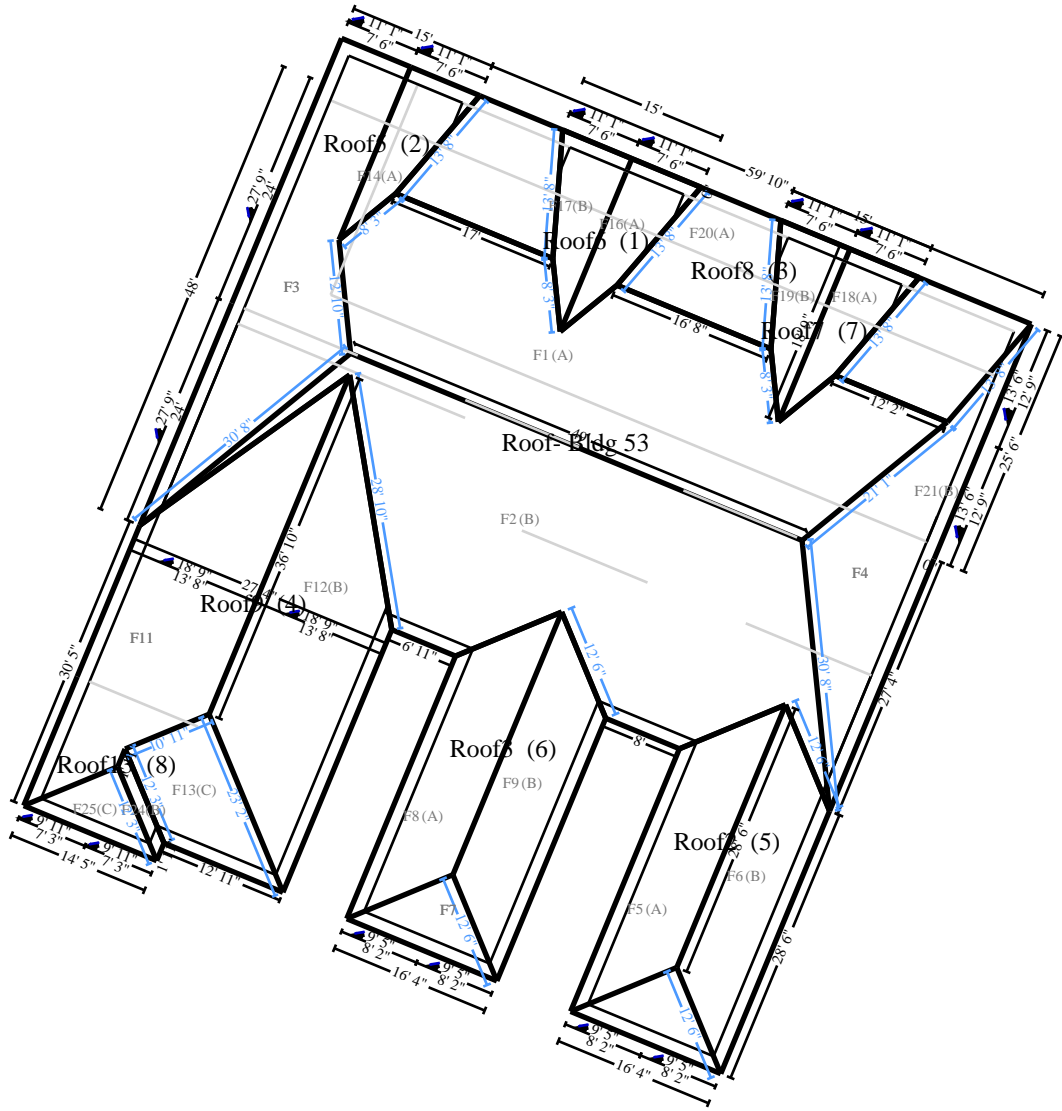
Roof-Bldg 50



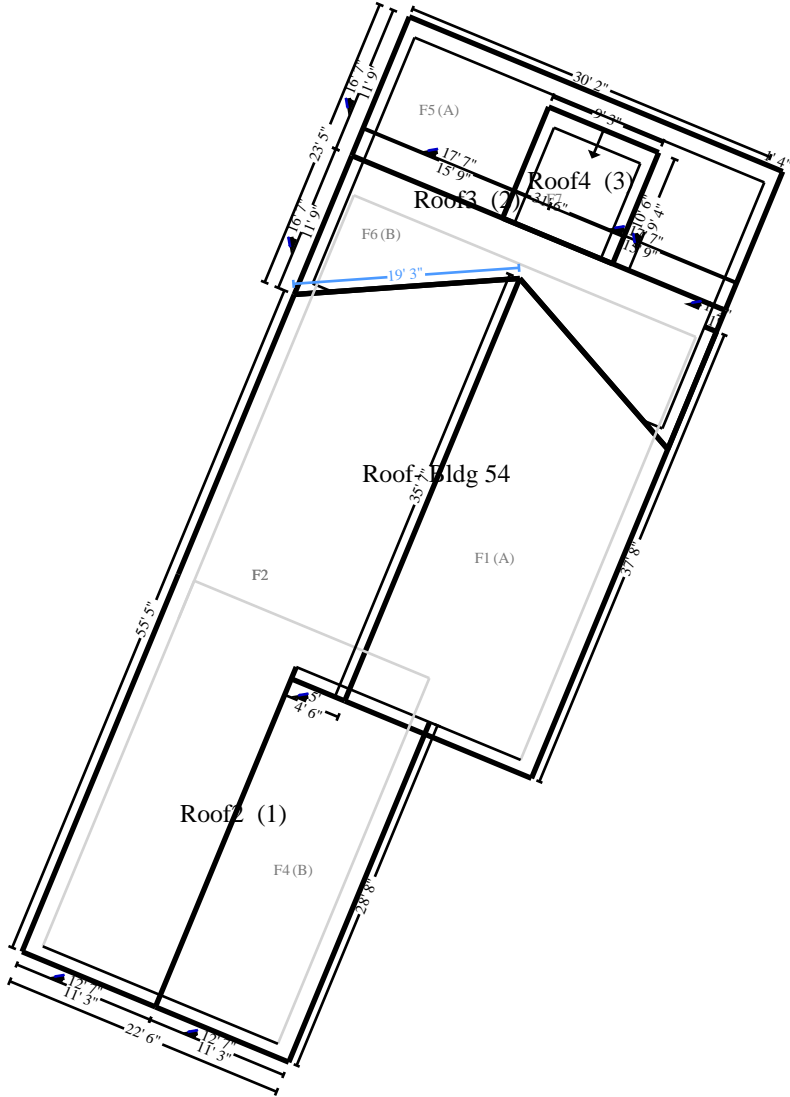
Roof-Bldg 51

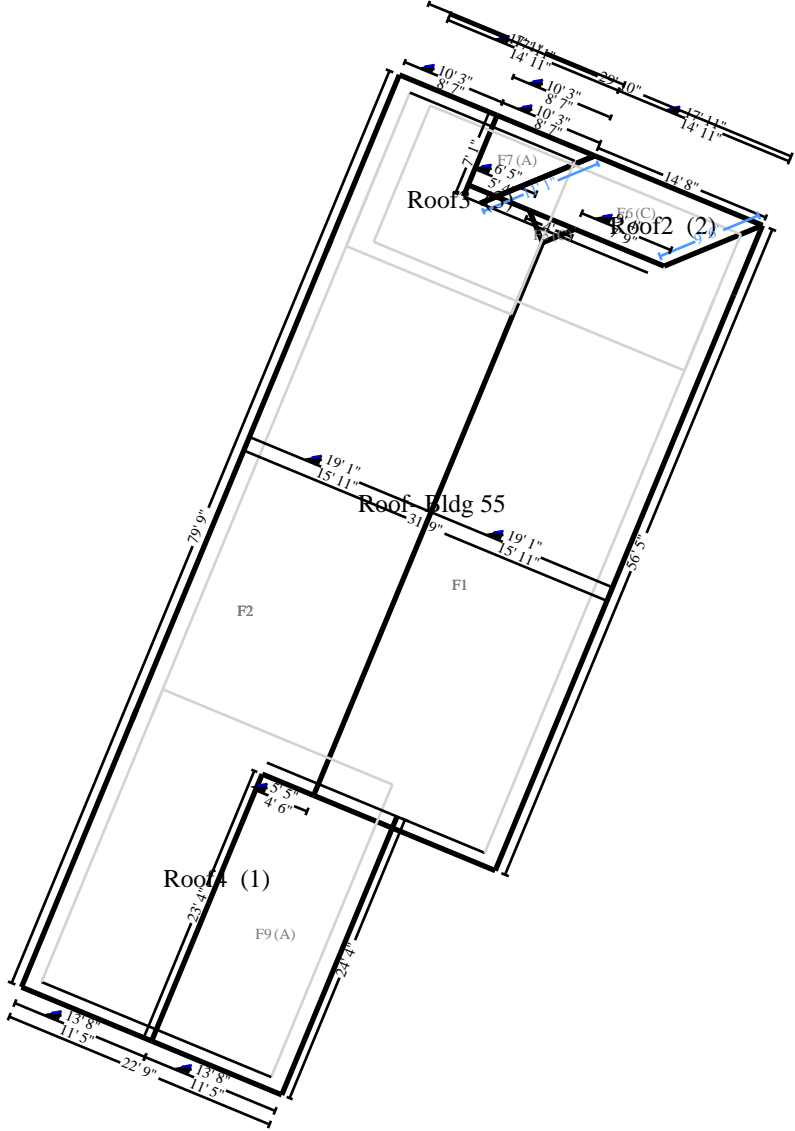


Roof-Bldg 52

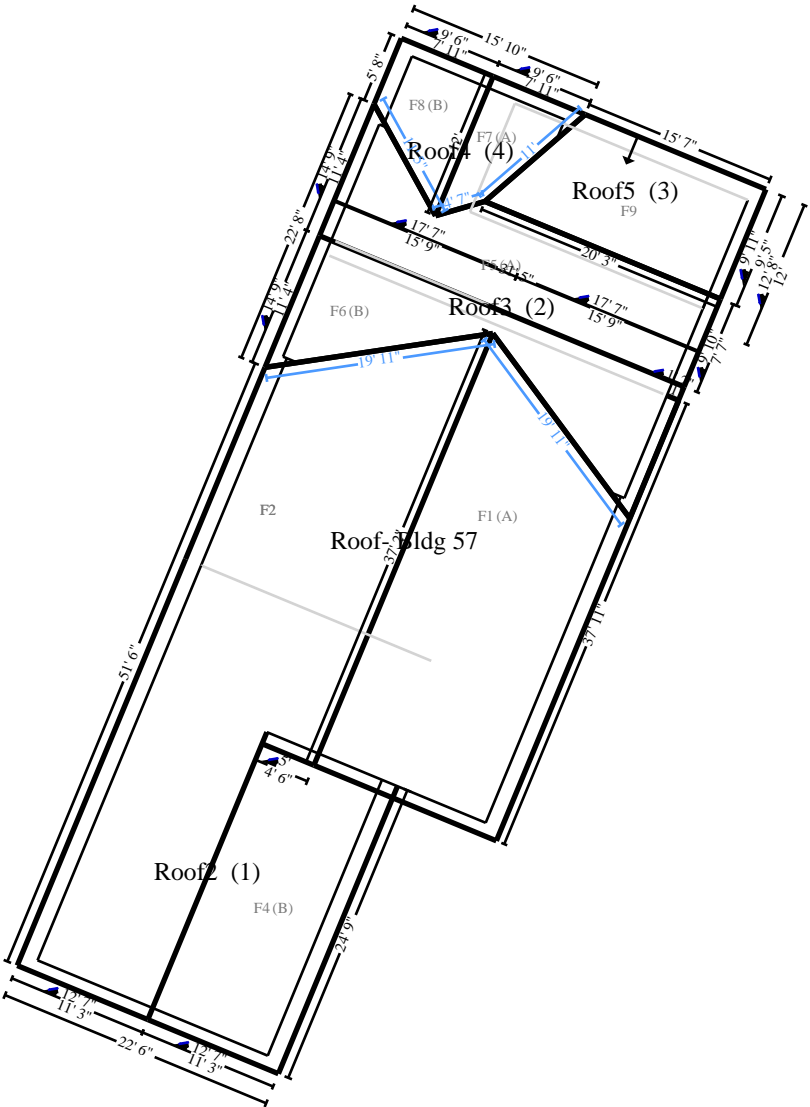


Roof-Bldg 53

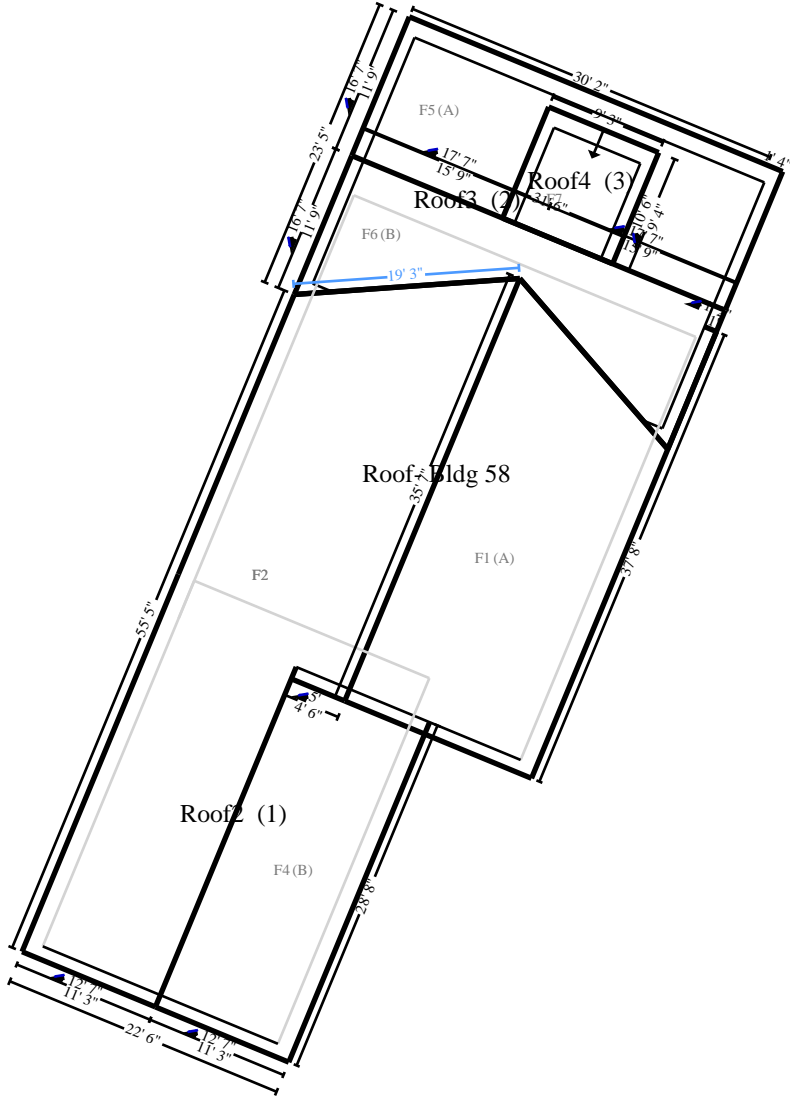




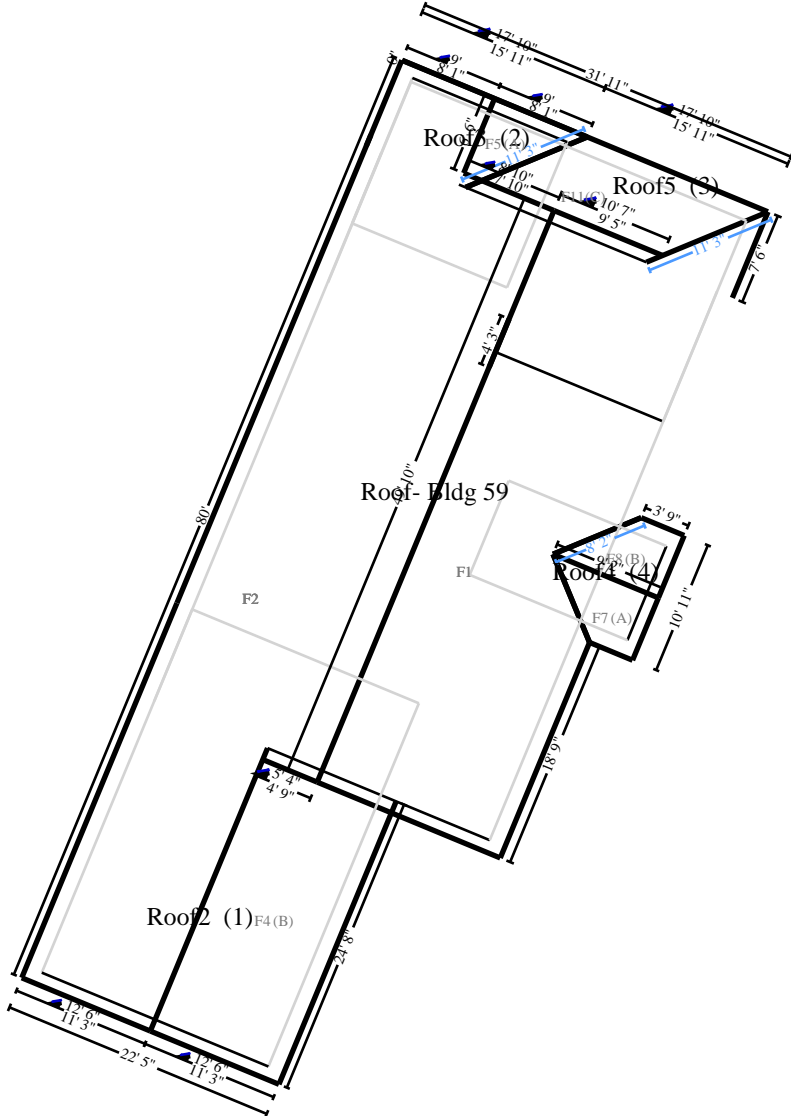
Roof-Bldg 55



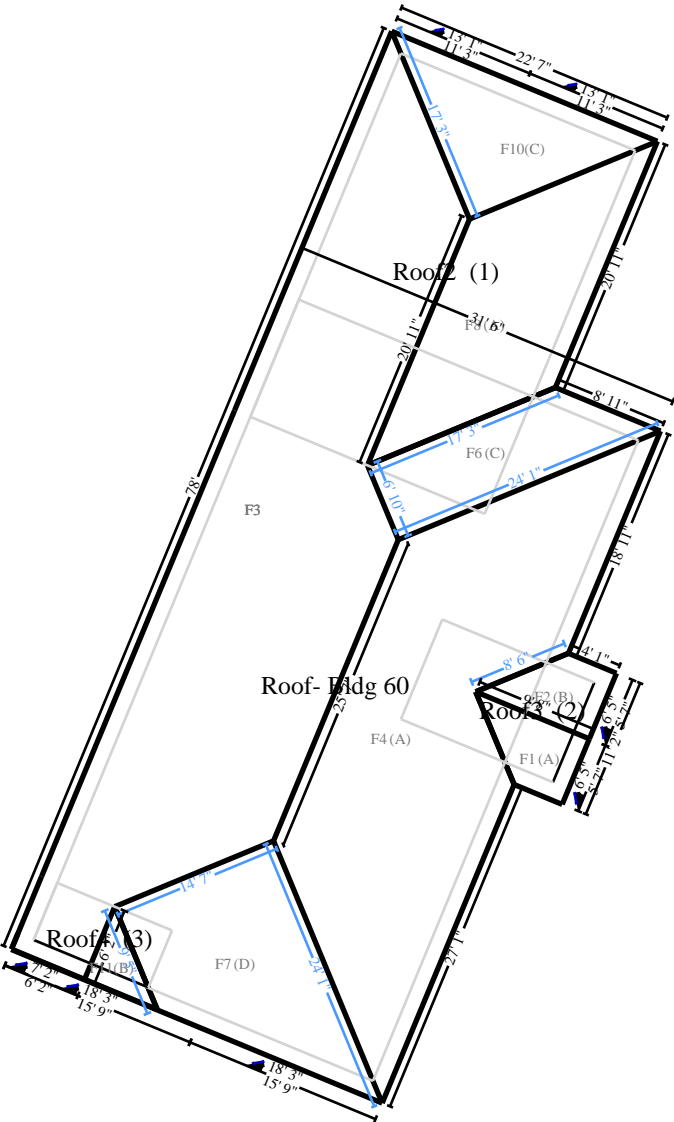
Roof-Bldg 57



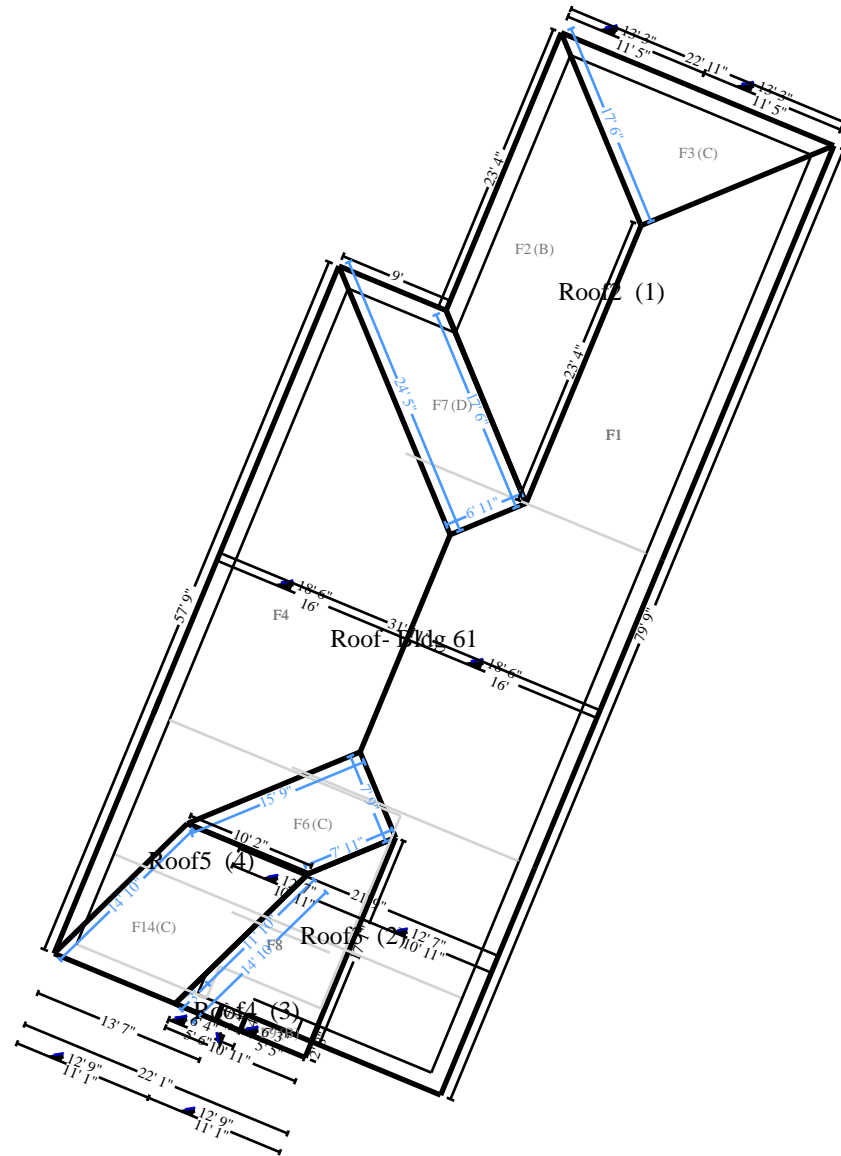
Roof-Bldg 58



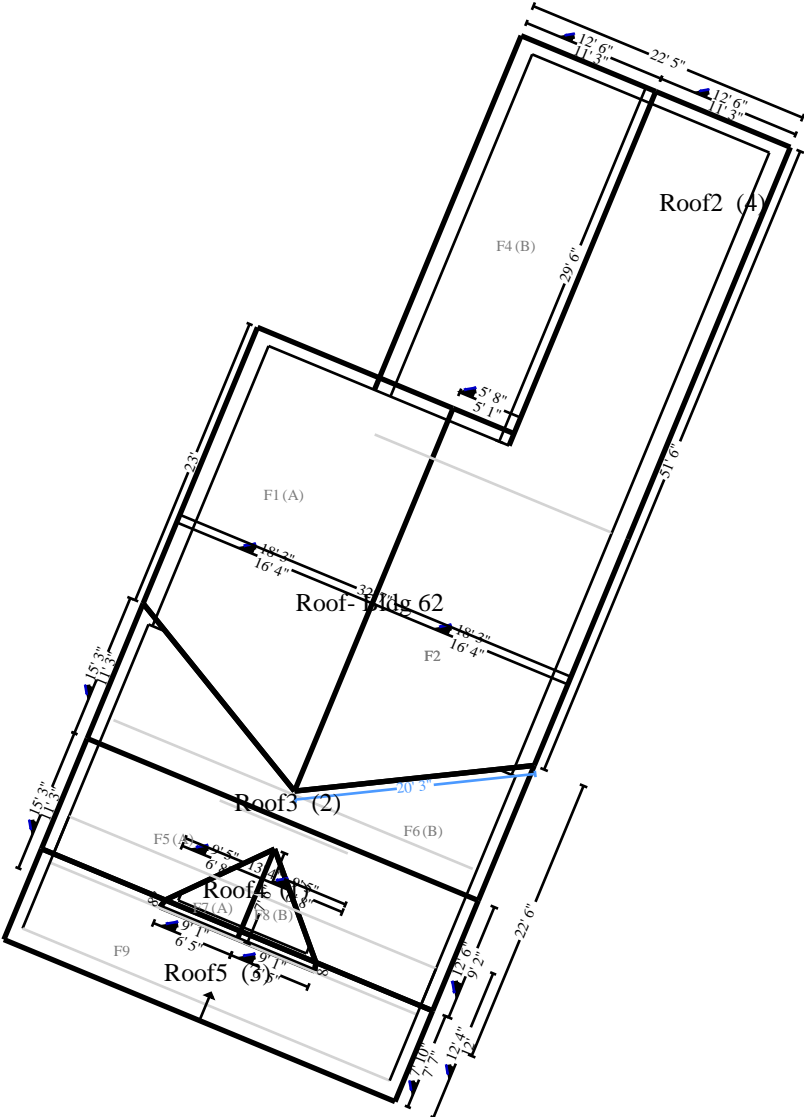
Roof-Bldg 59



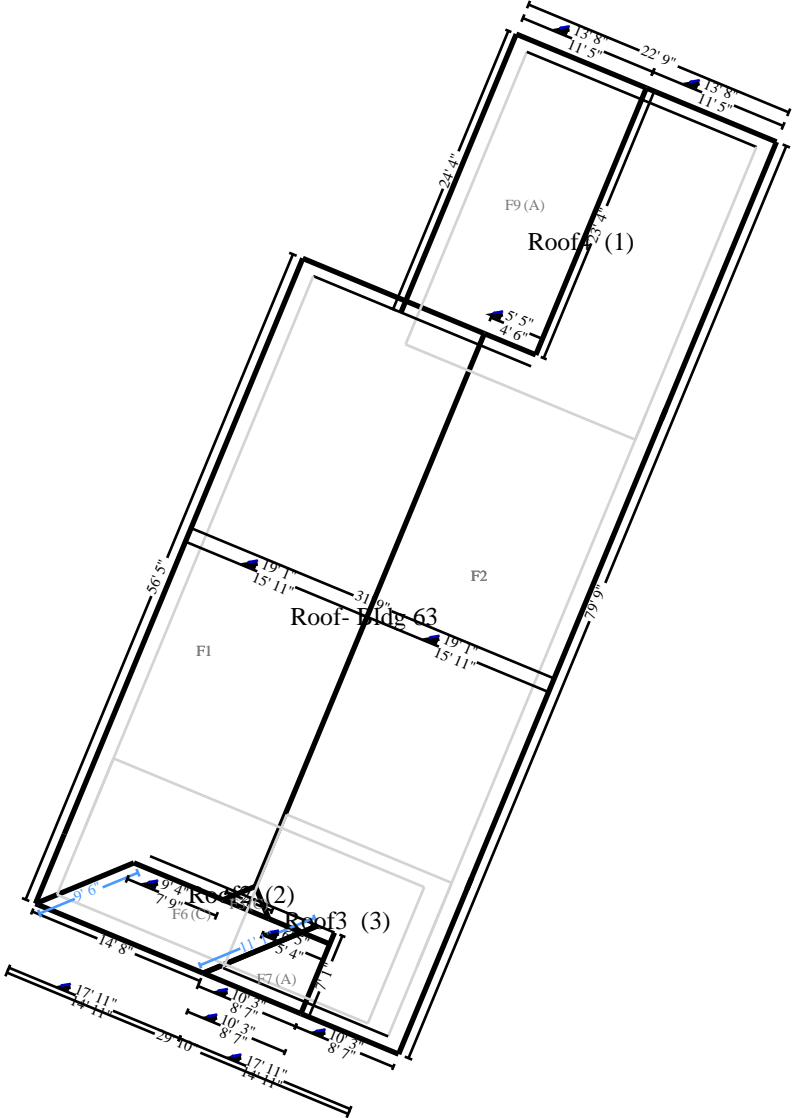
Roof-Bldg 60



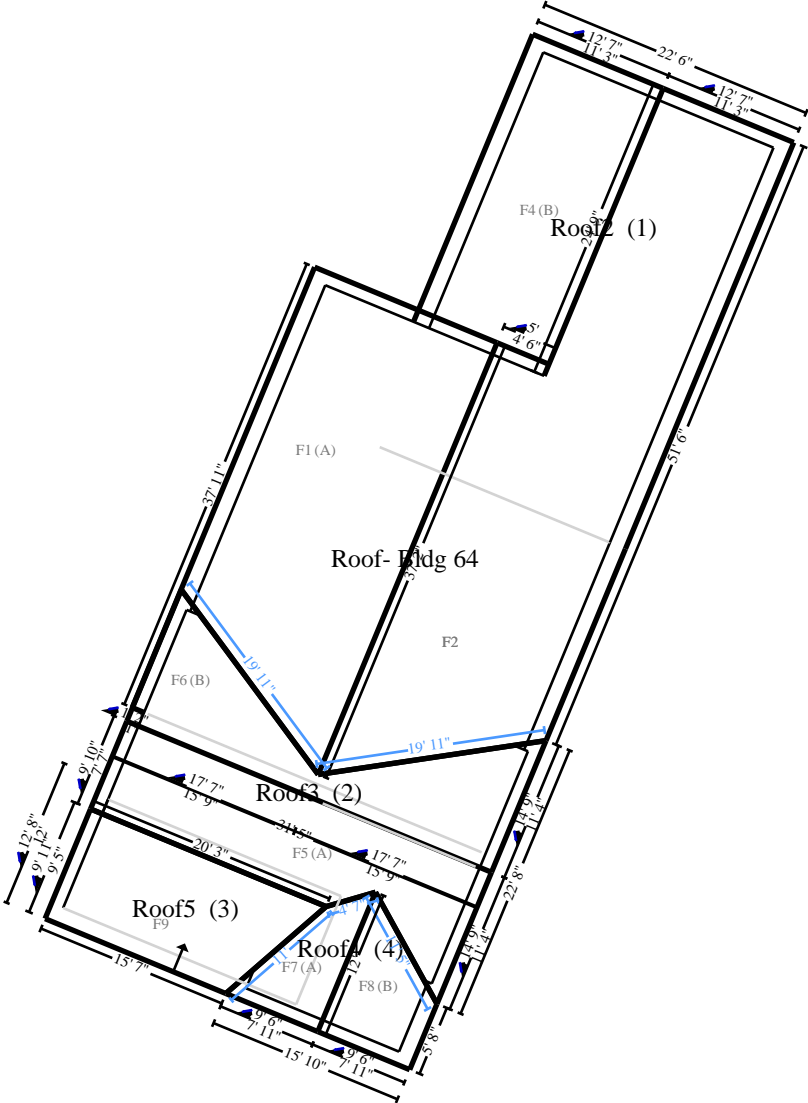
Roof- Bldg 61



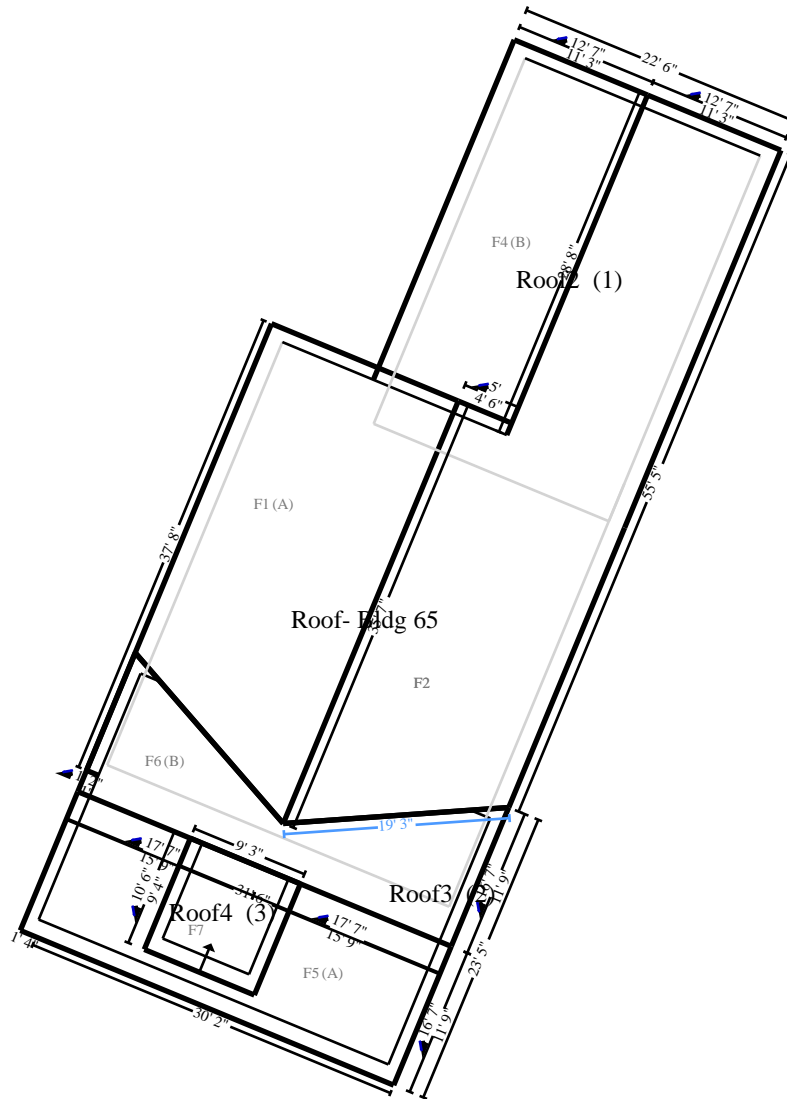
Roof- Bldg 62



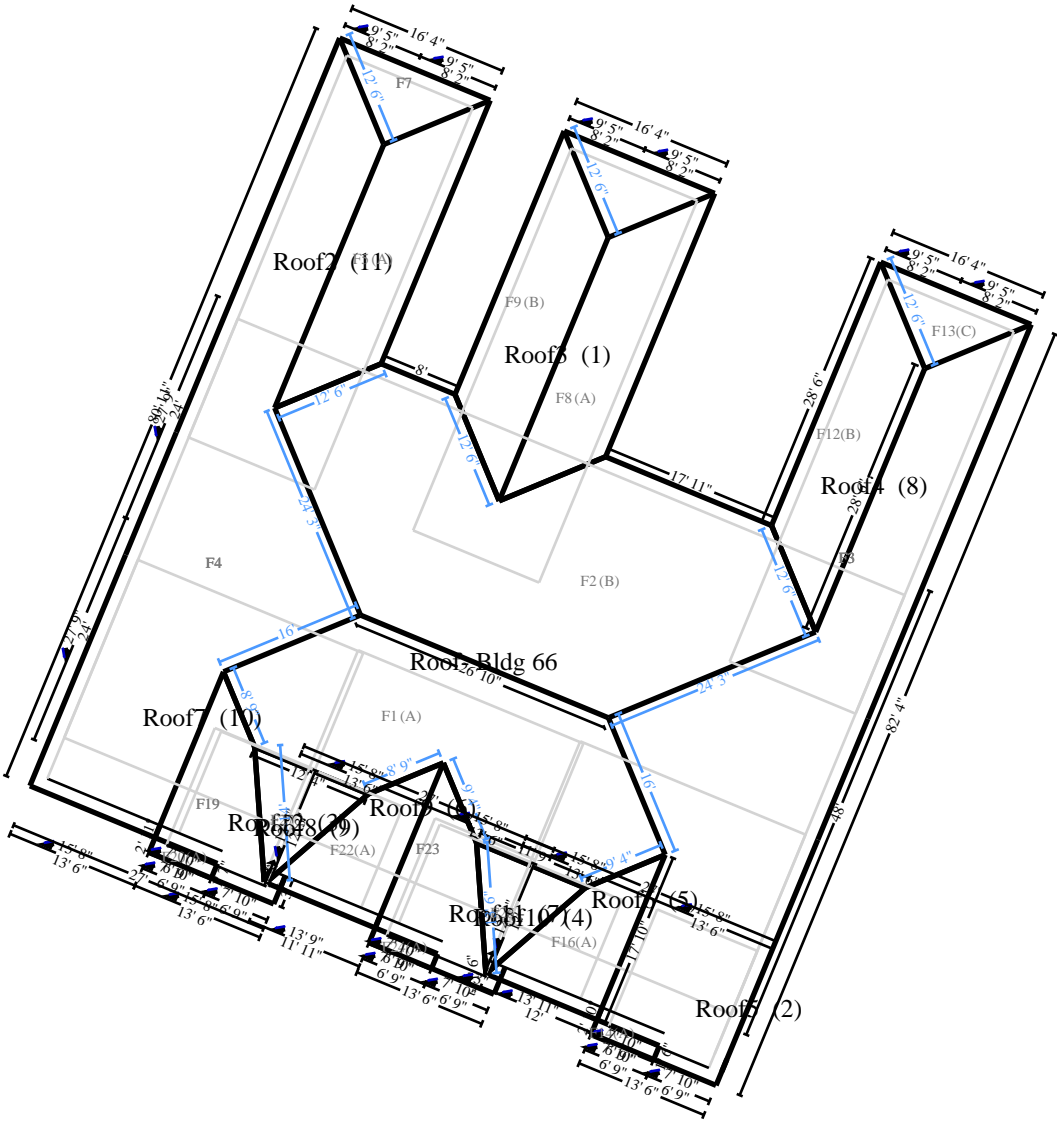
Roof- Bldg 63



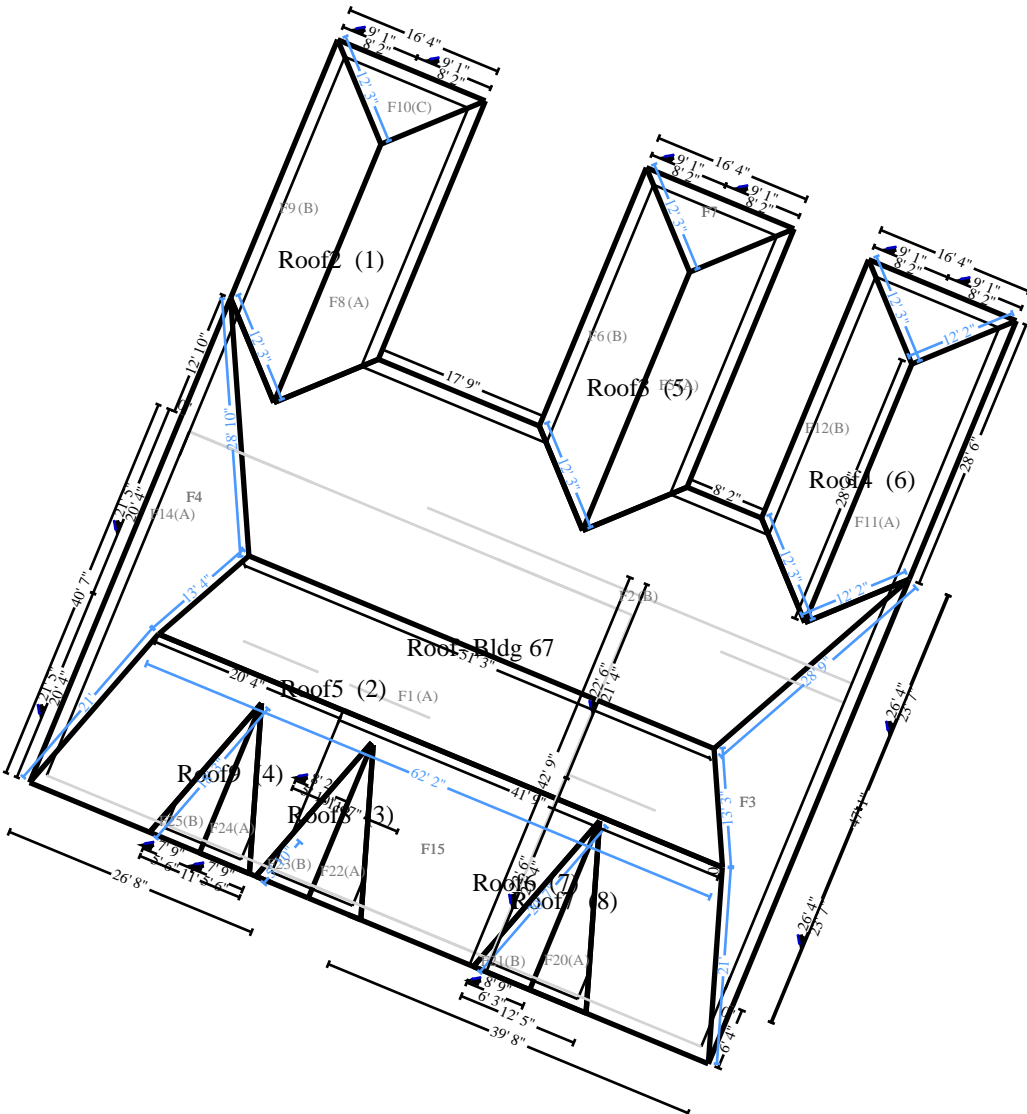
Roof- Bldg 64



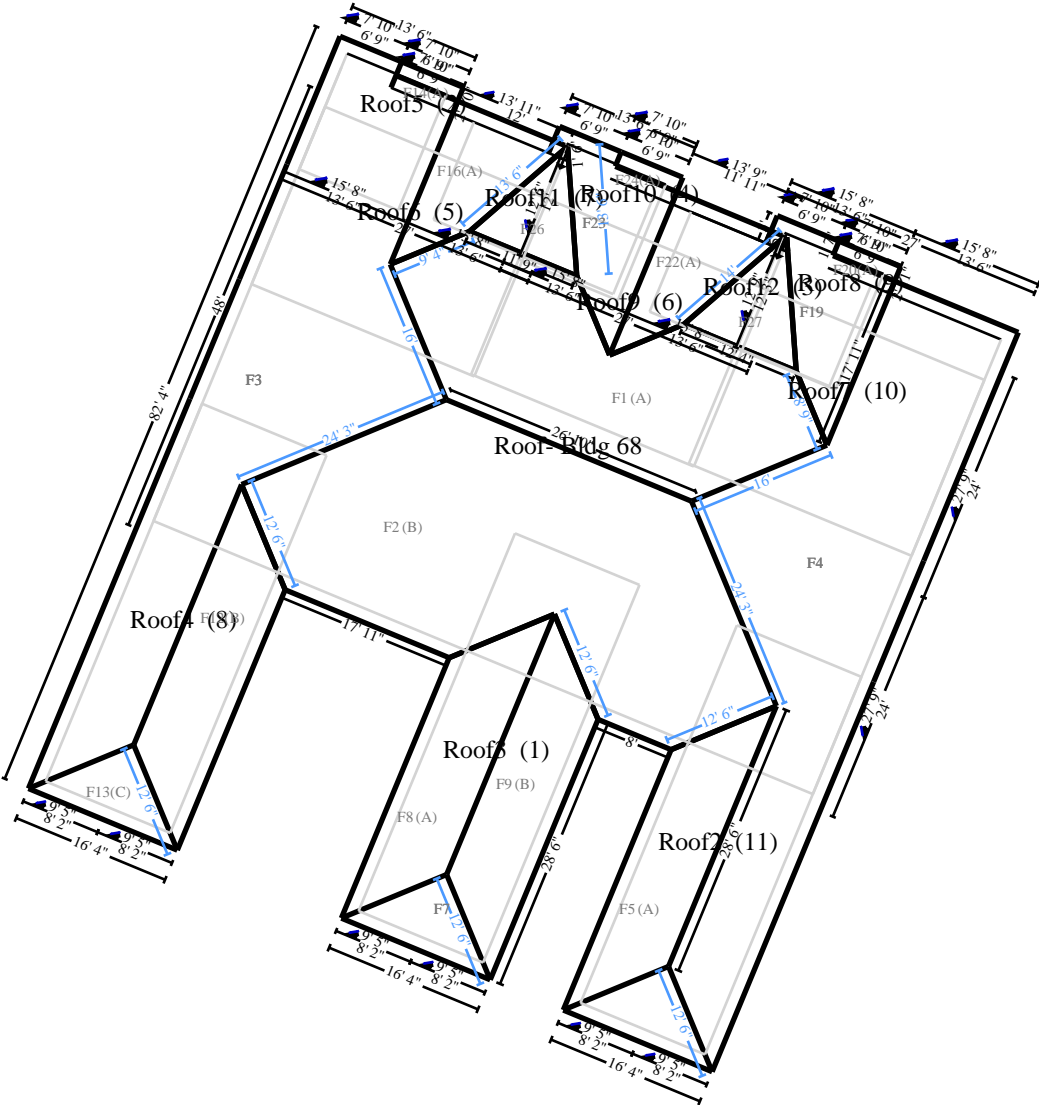
Roof- Bldg 65



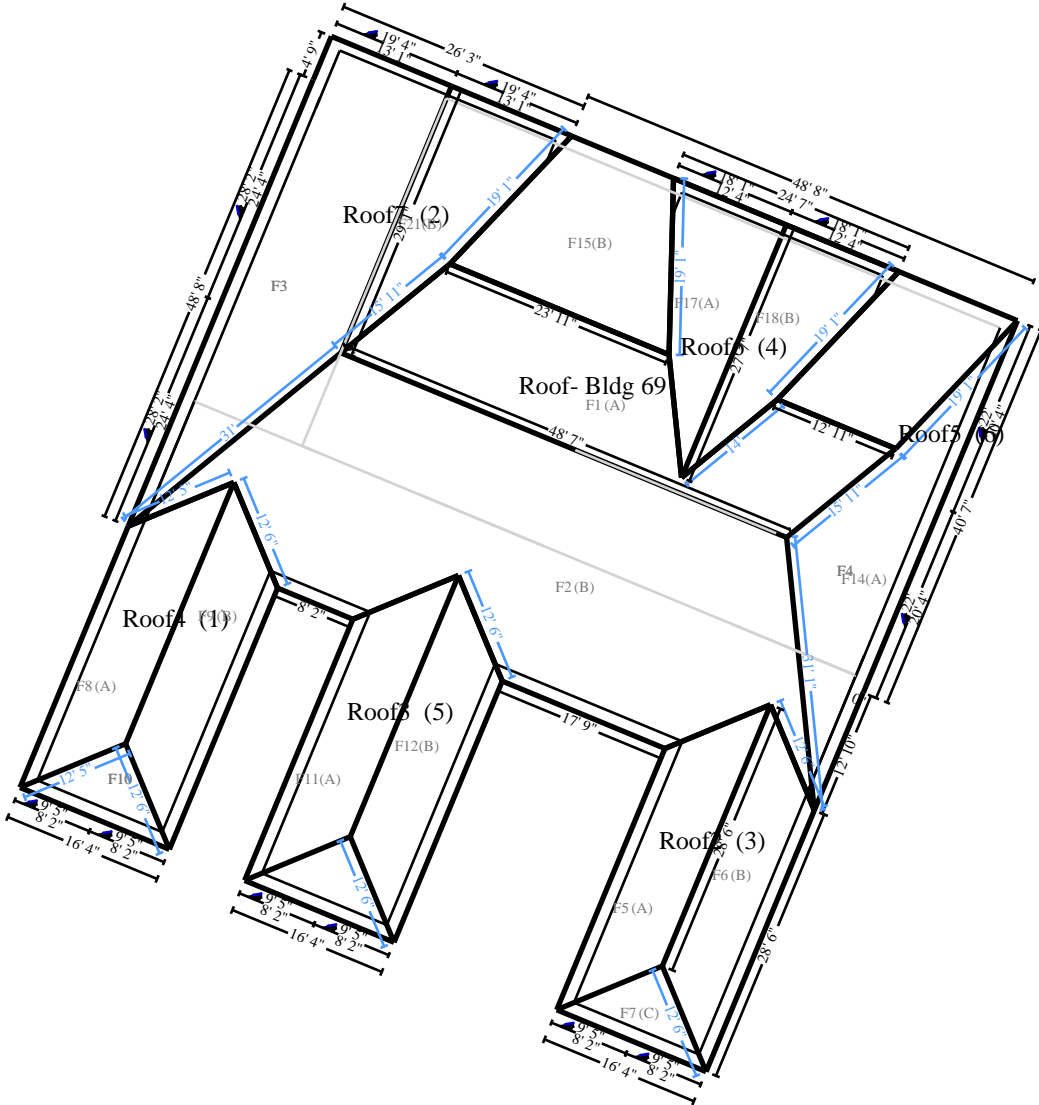
Roof- Bldg 66



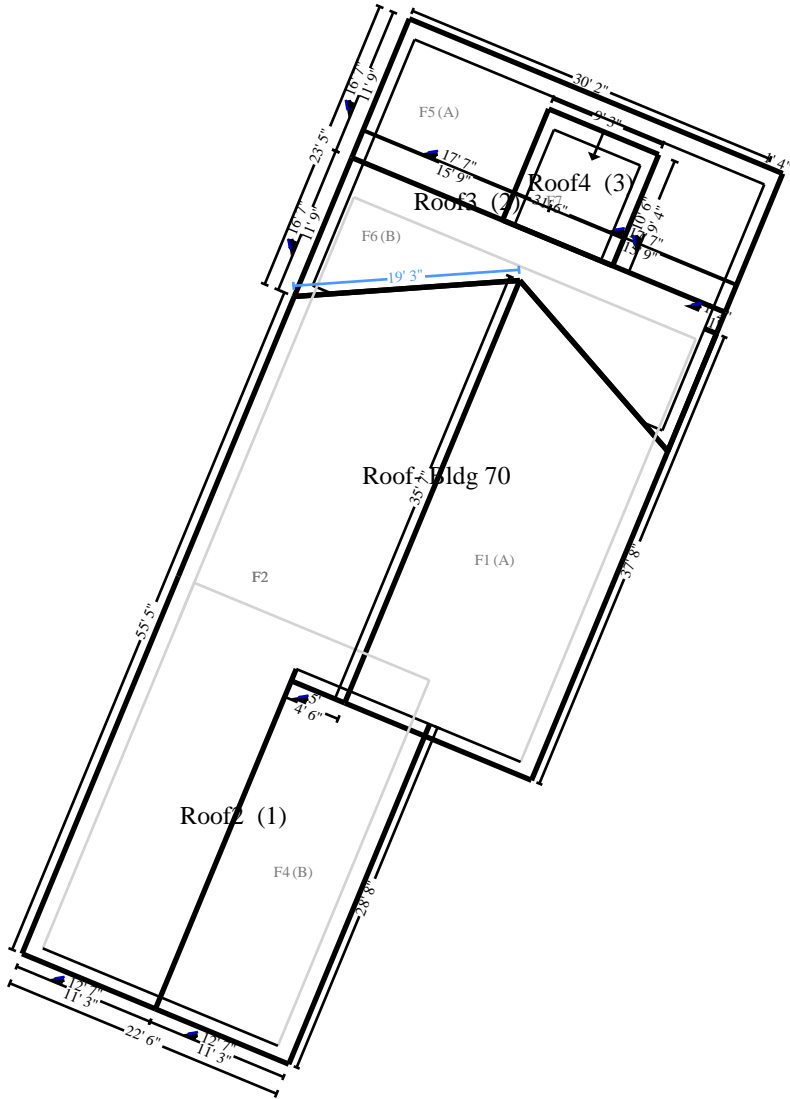
Roof- Bldg 67



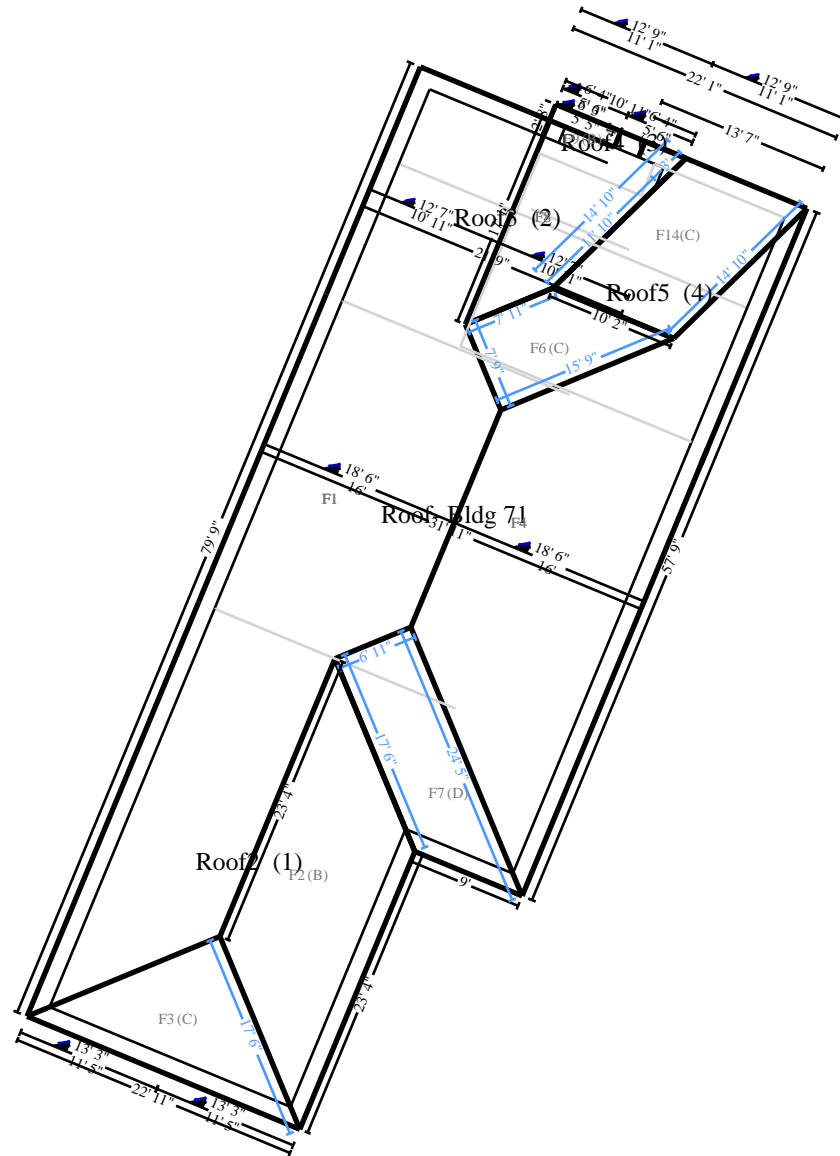
Roof- Bldg 68



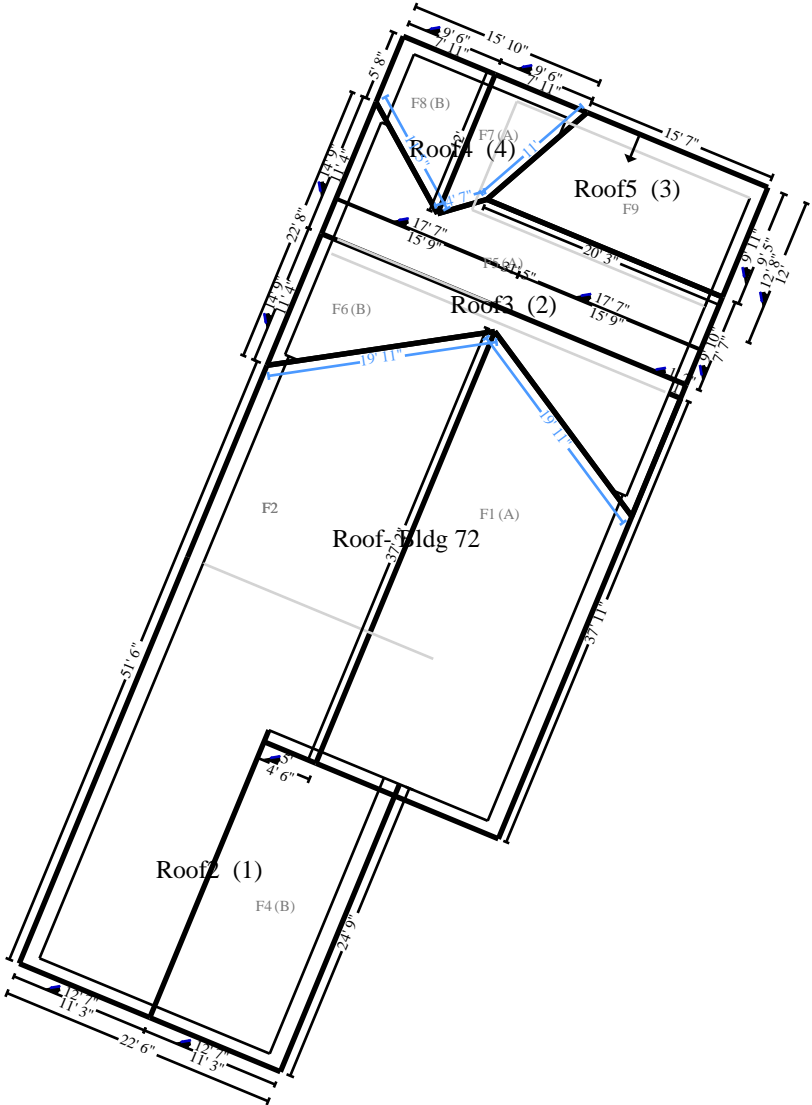
Roof- Bldg 69



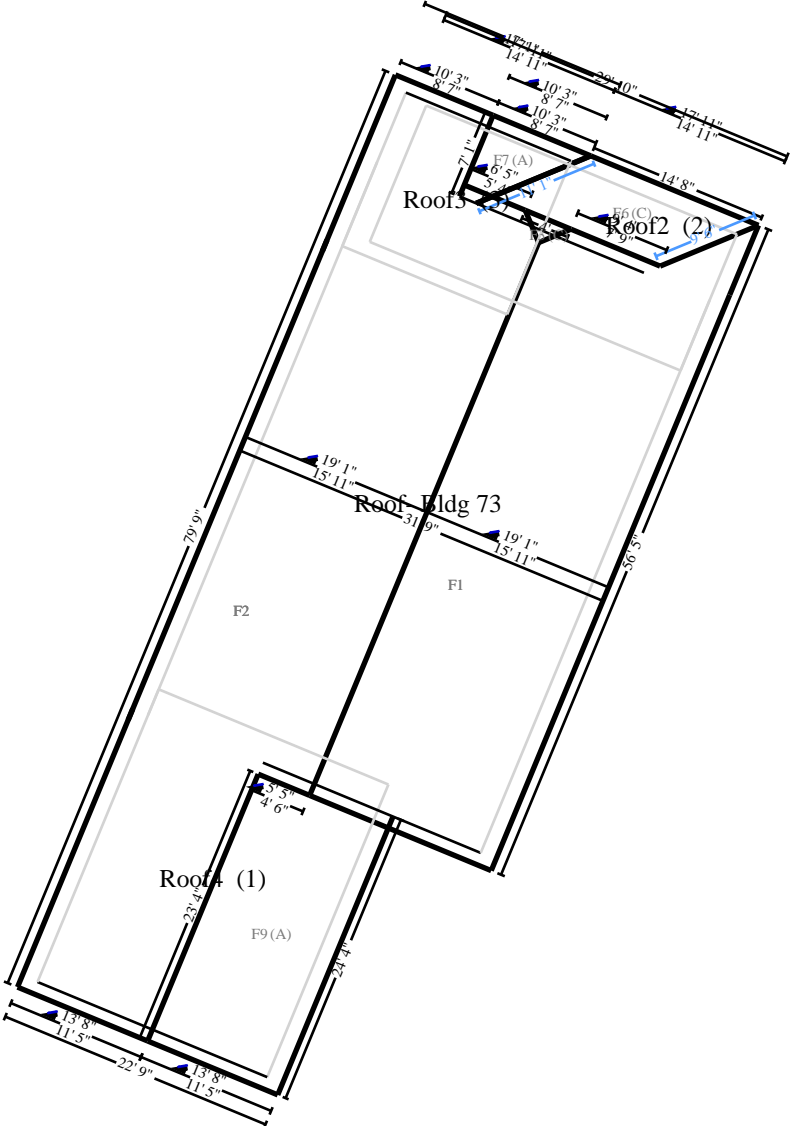
Roof- Bldg 70



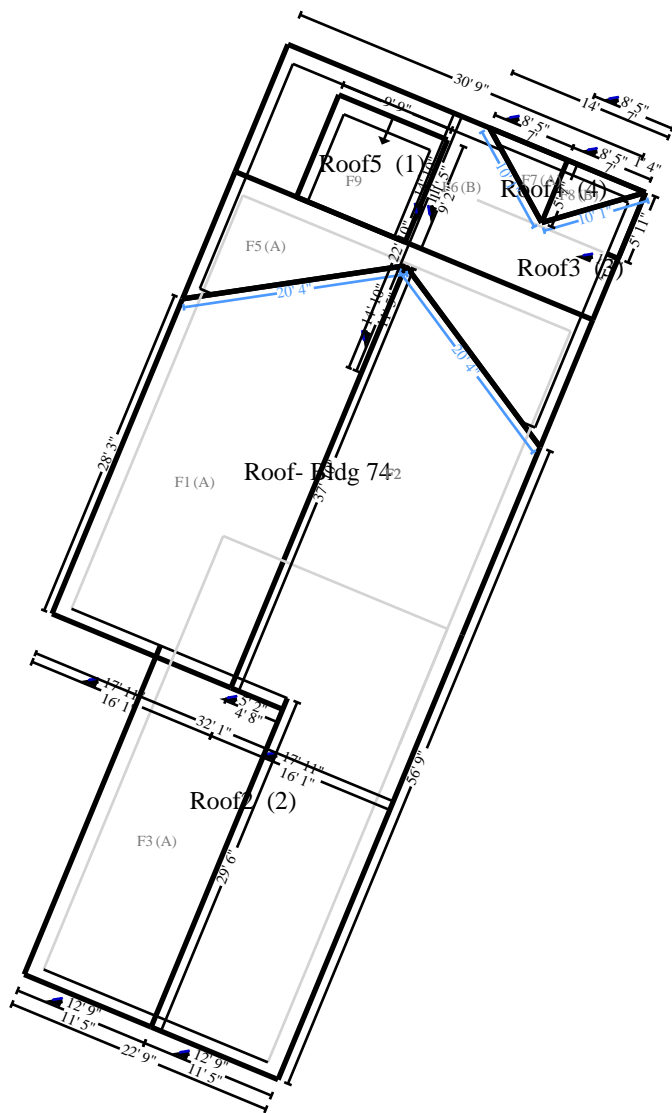
Roof- Bldg 71



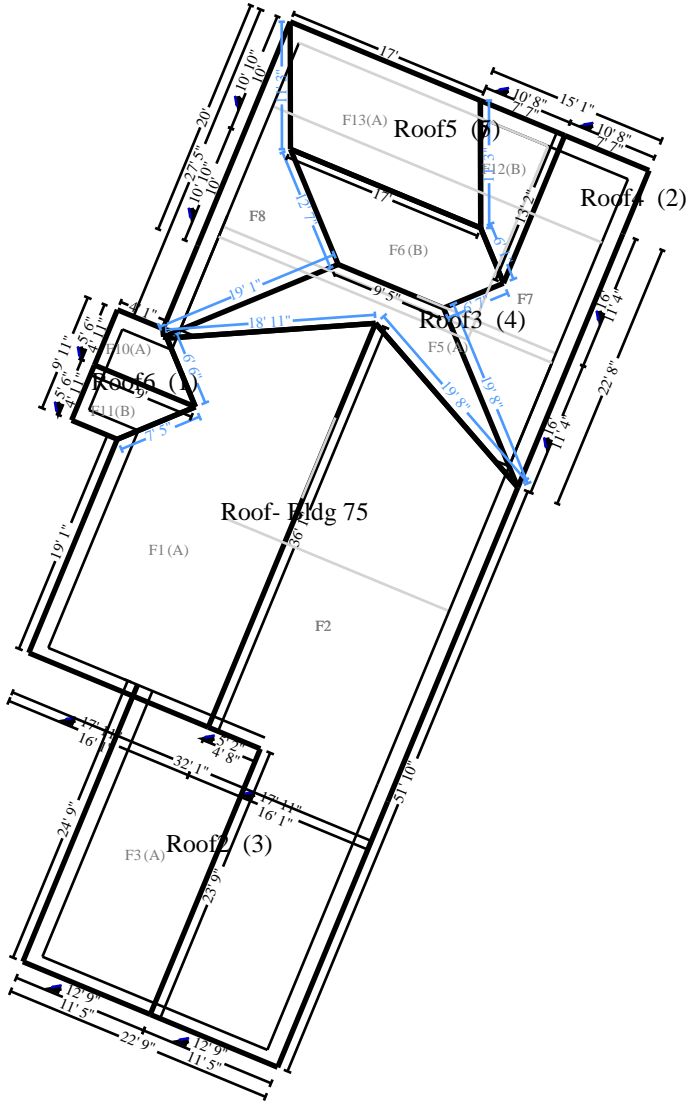
Roof- Bldg 72



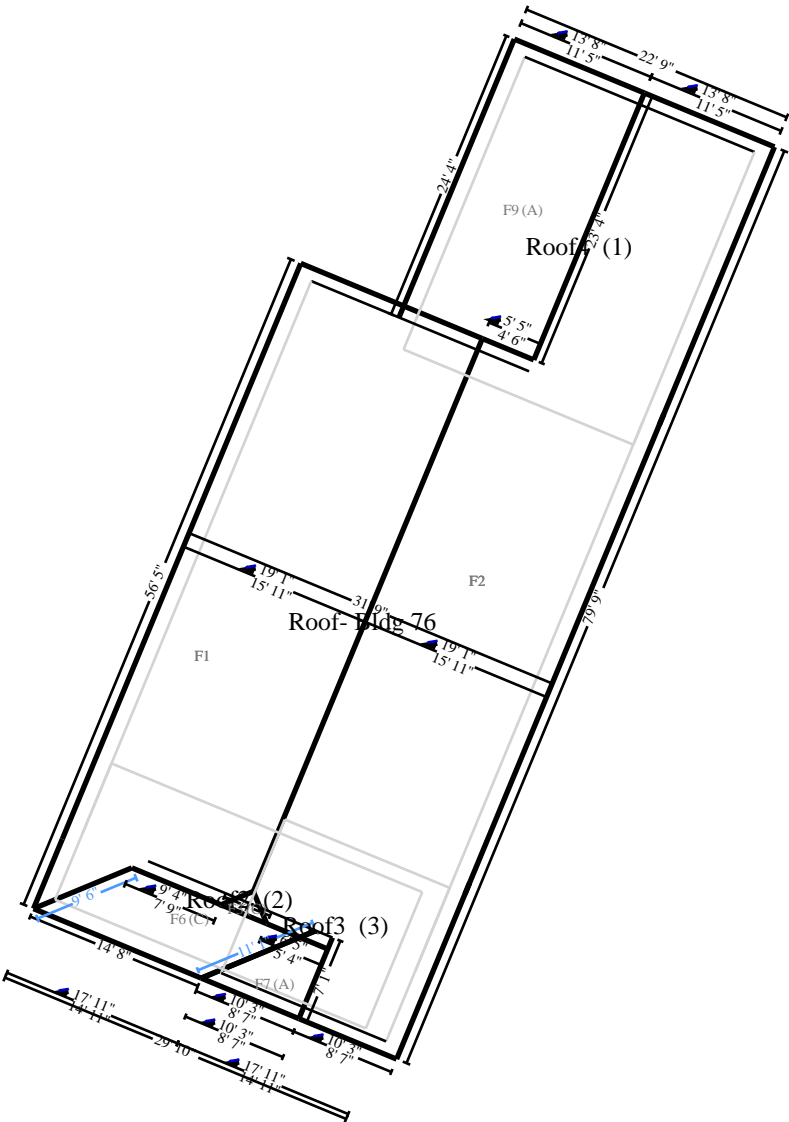
Roof- Bldg 73



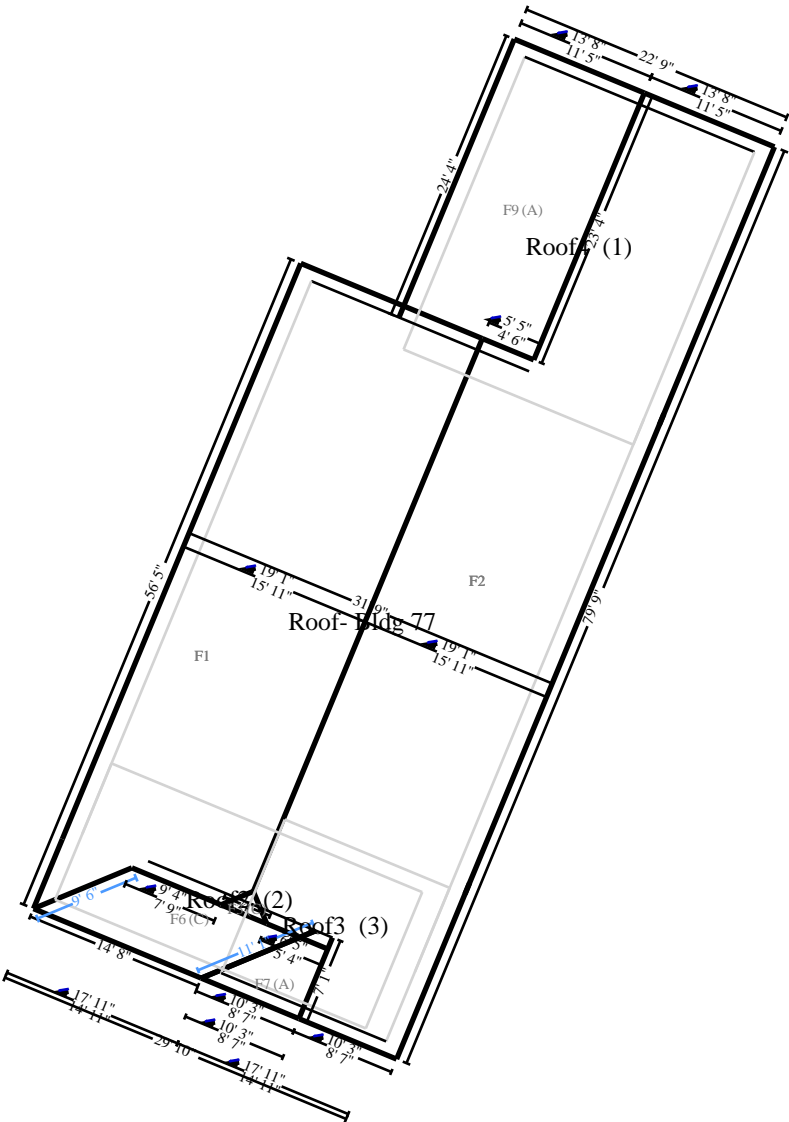
Roof- Bldg 74



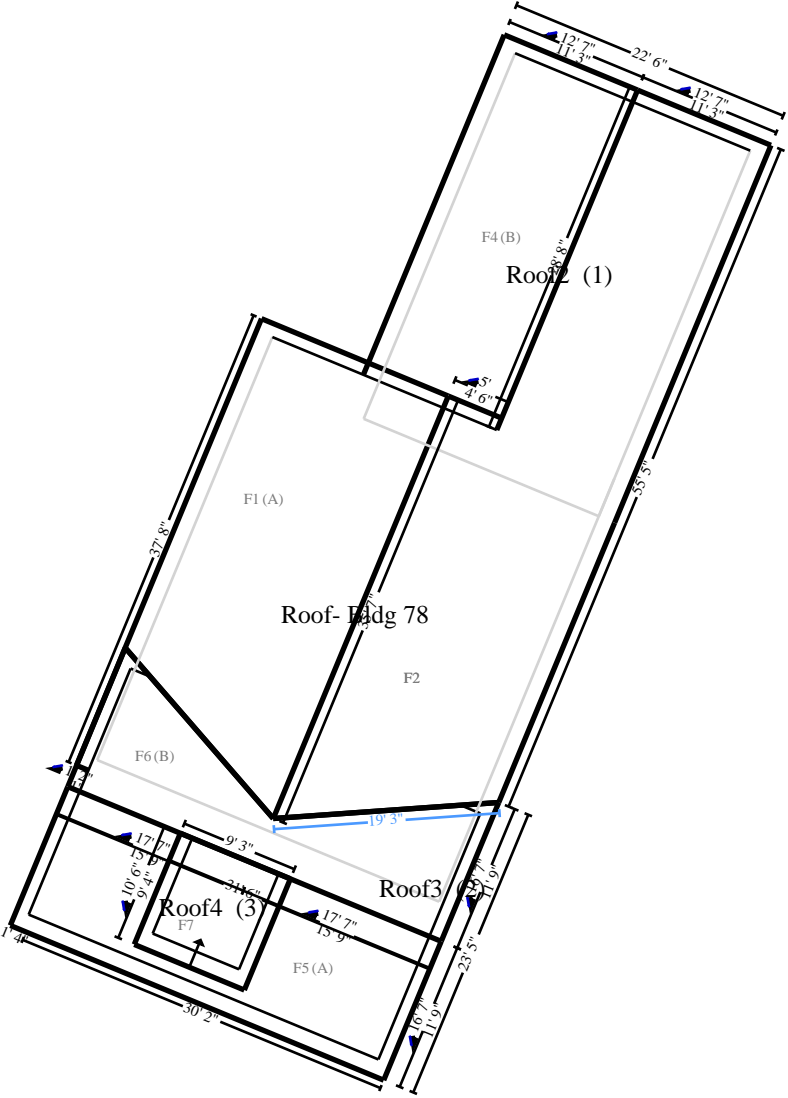
Roof- Bldg 75



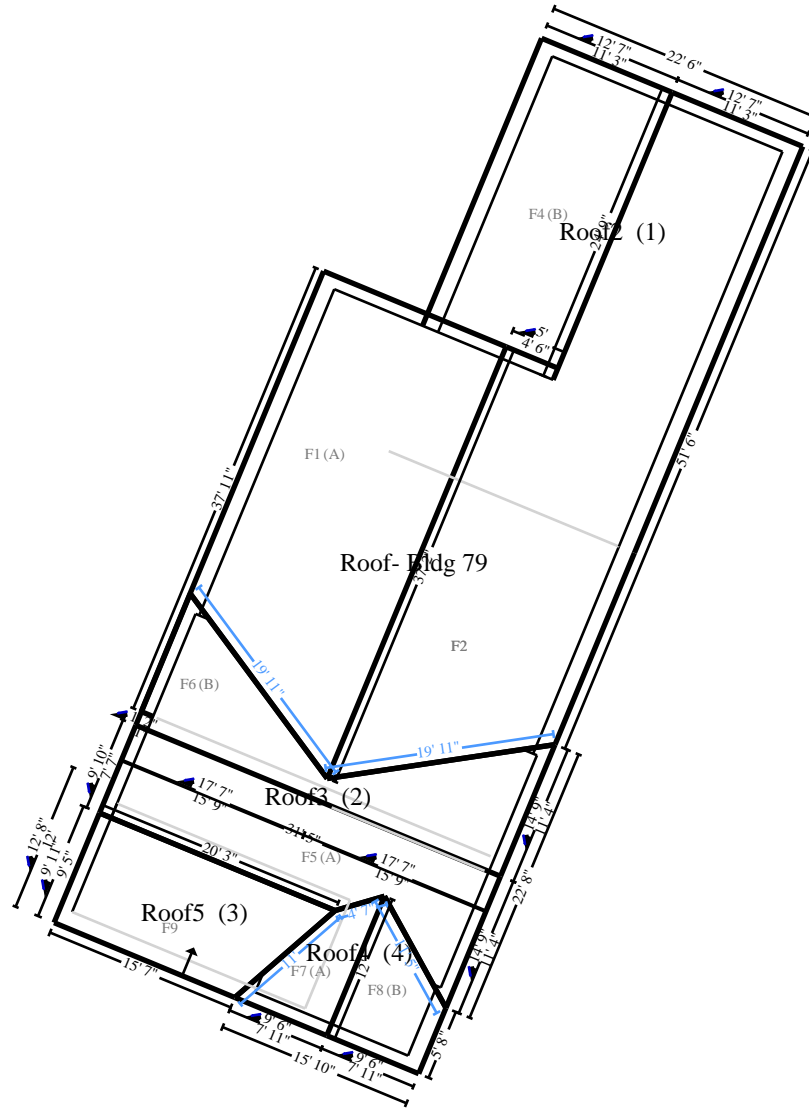
Roof- Bldg 76



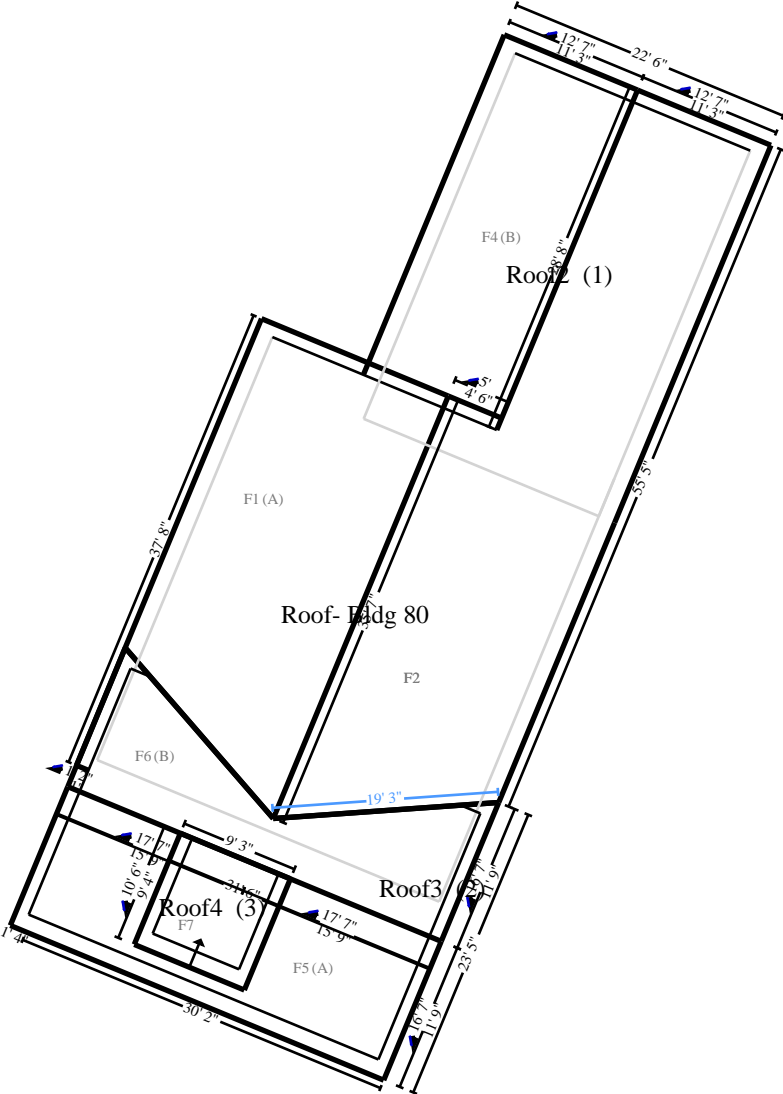
Roof- Bldg 77



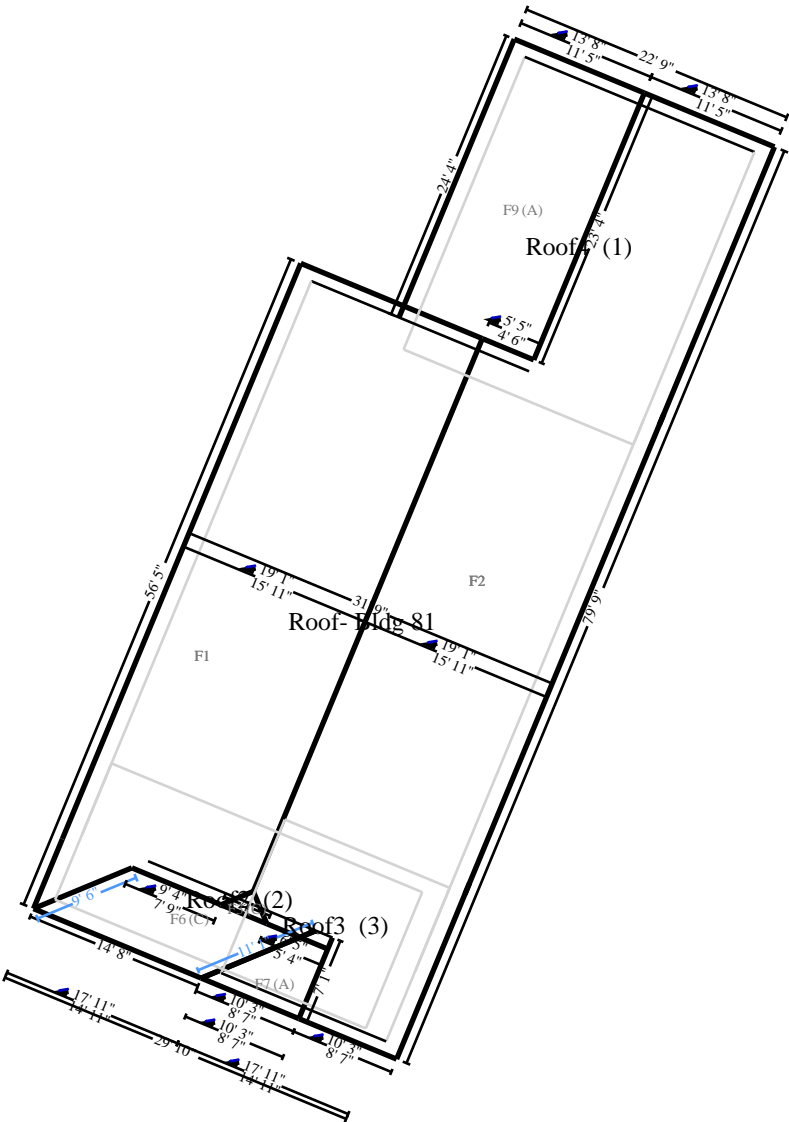
Roof- Bldg 78



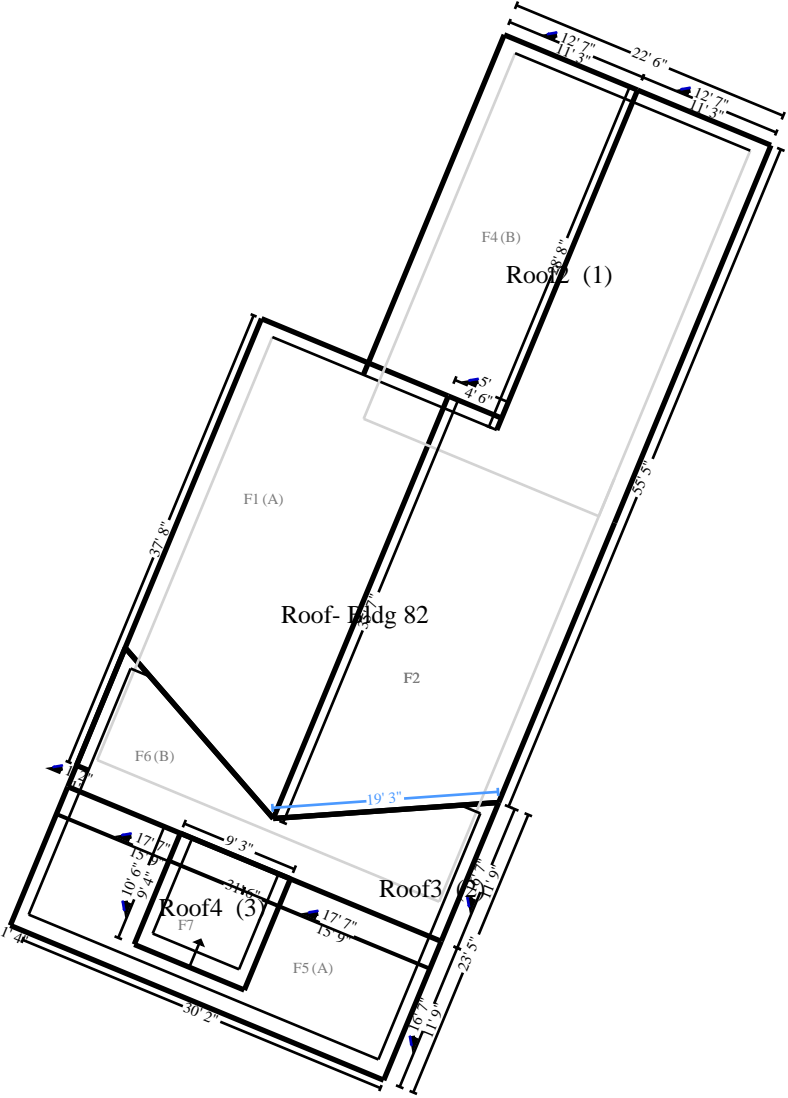
Roof- Bldg 79



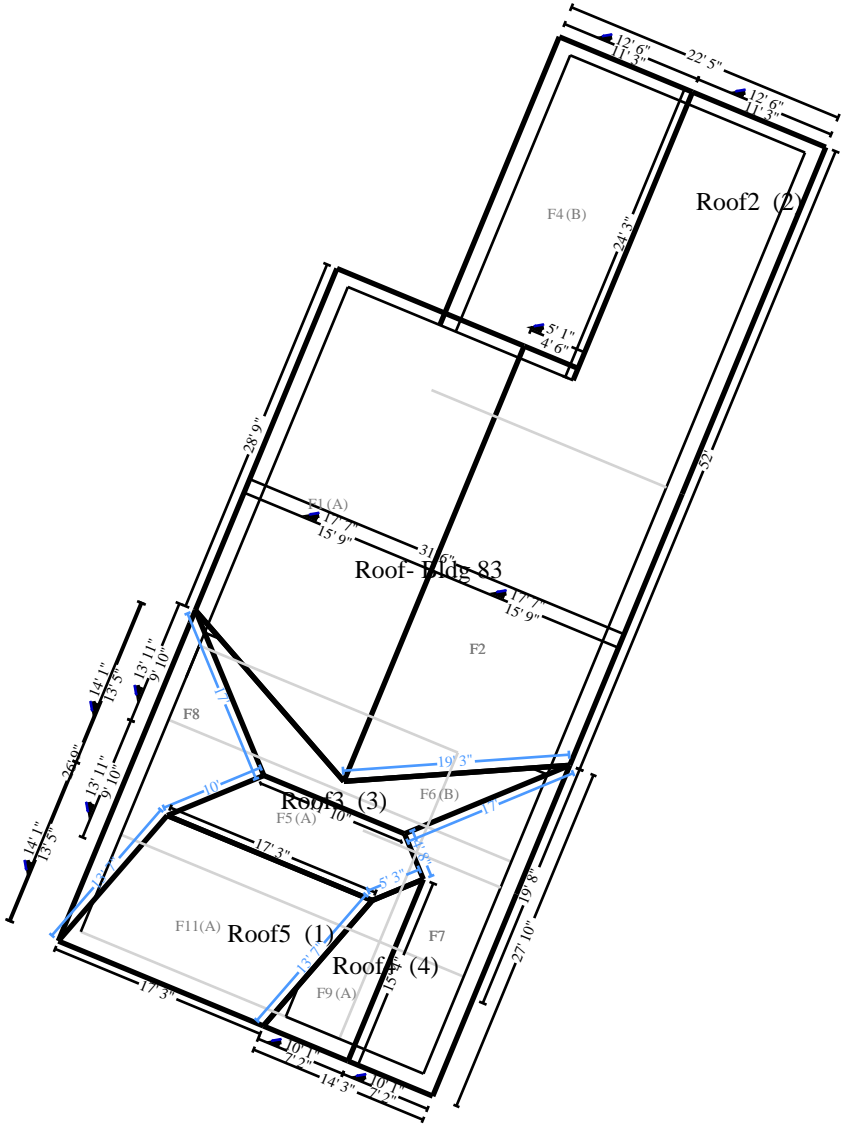
Roof- Bldg 80



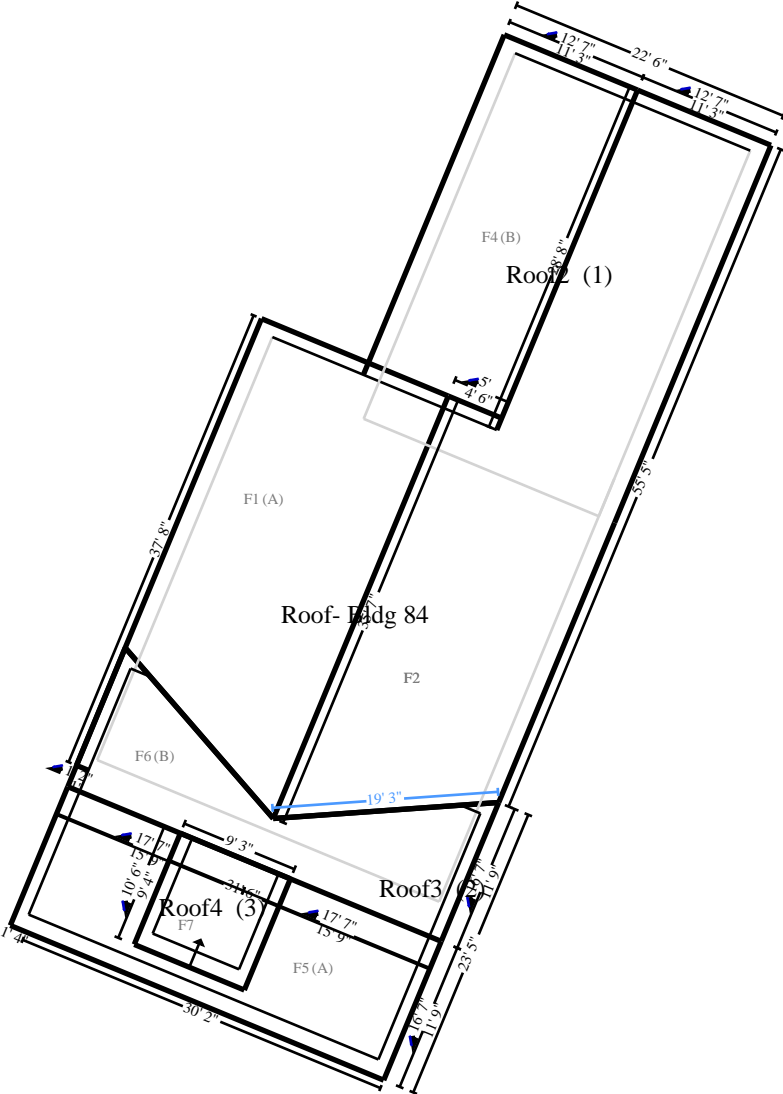
Roof- Bldg 81



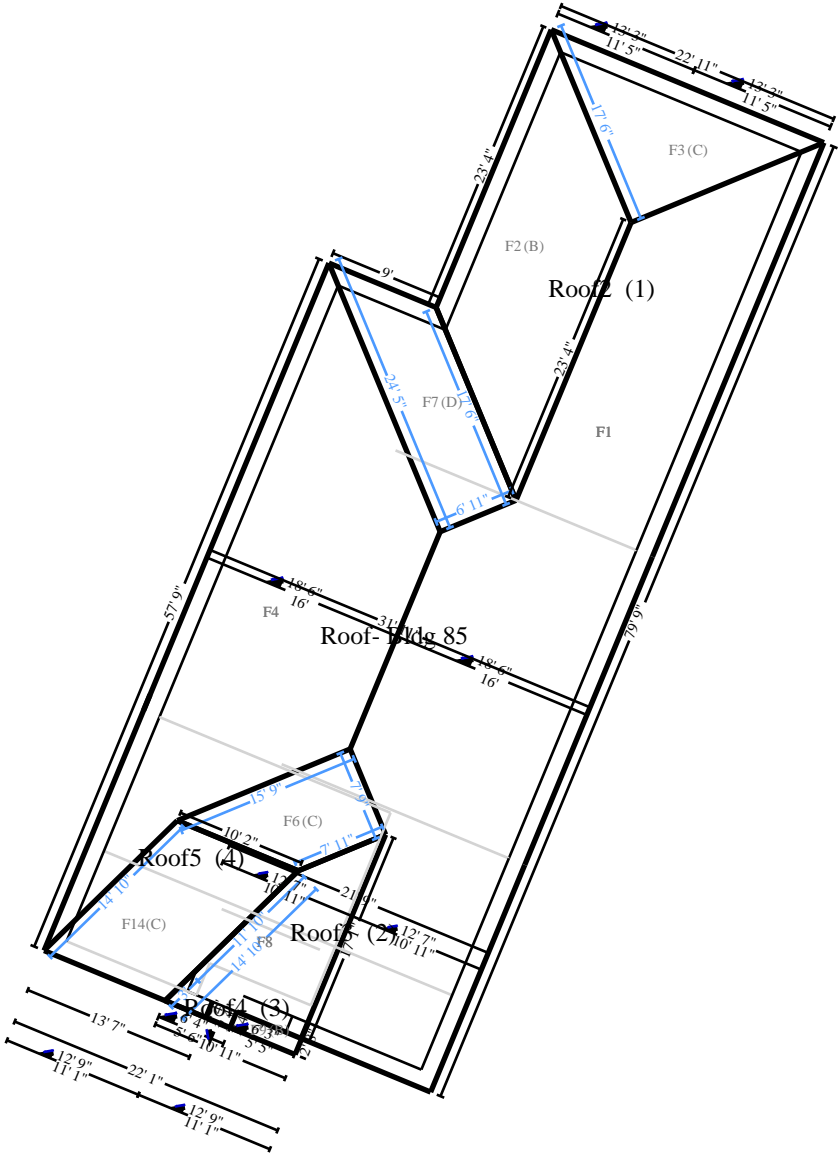
Roof- Bldg 82



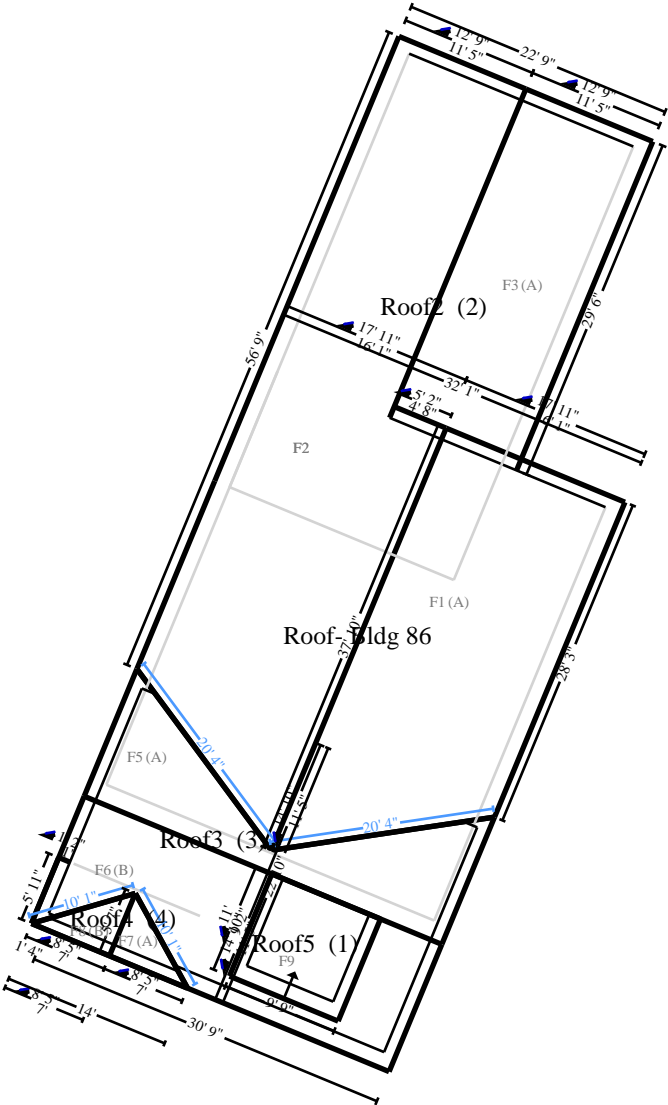
Roof- Bldg 83



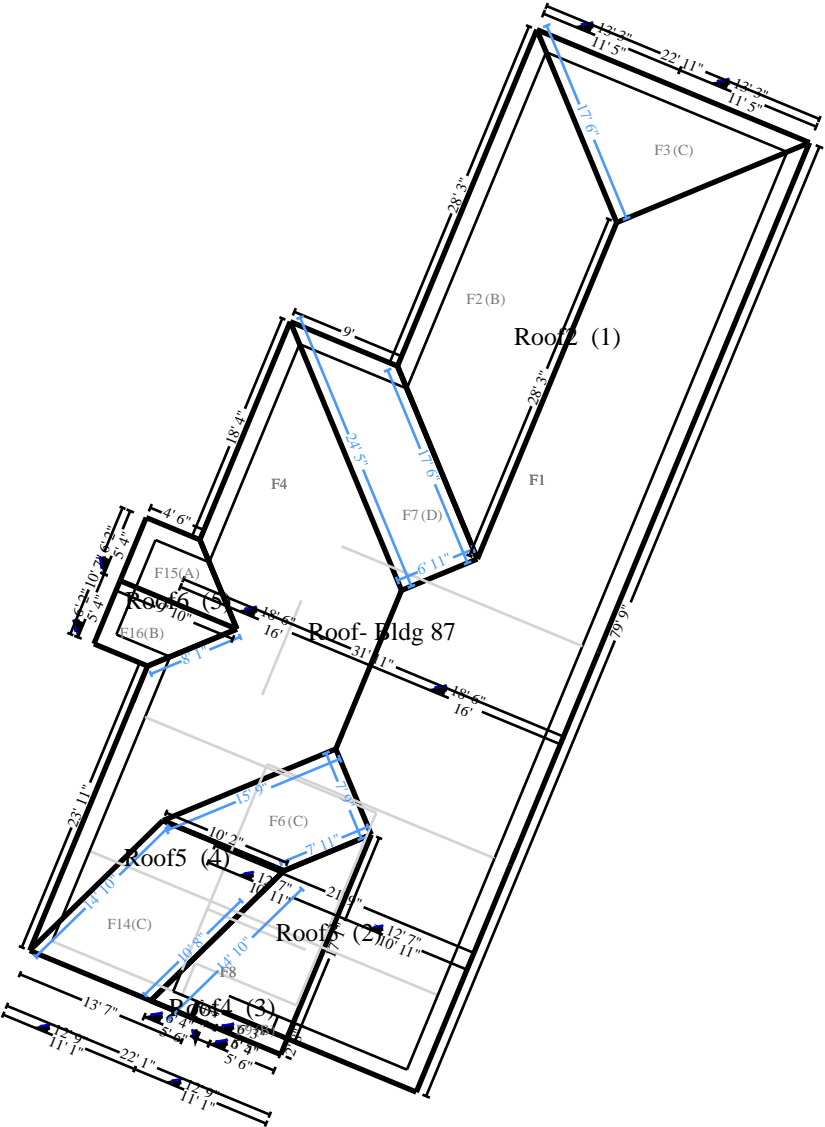
Roof- Bldg 84



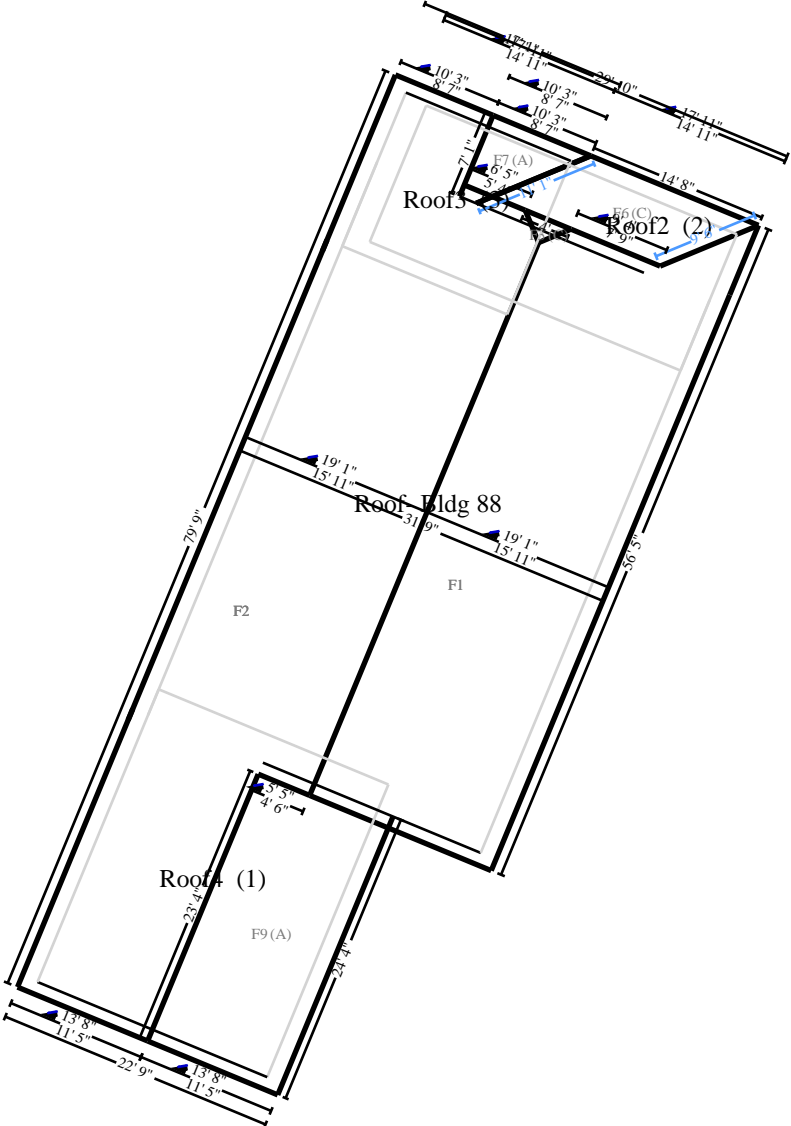
Roof- Bldg 85



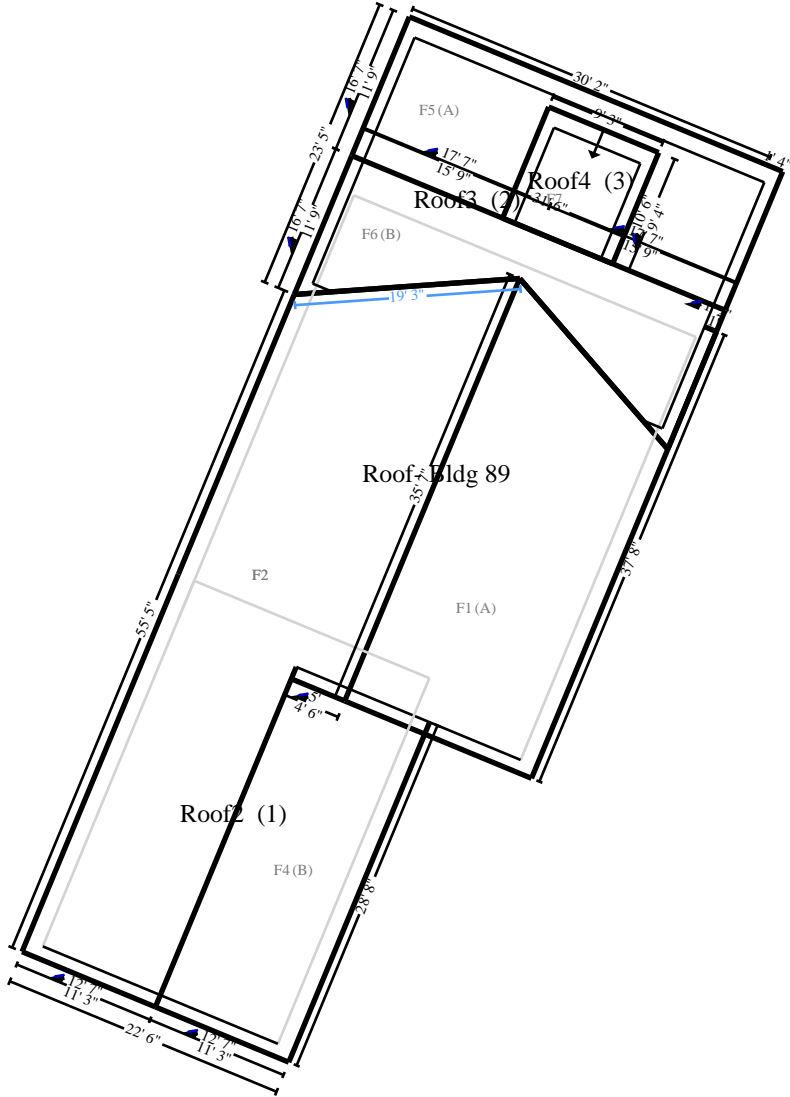
Roof- Bldg 86



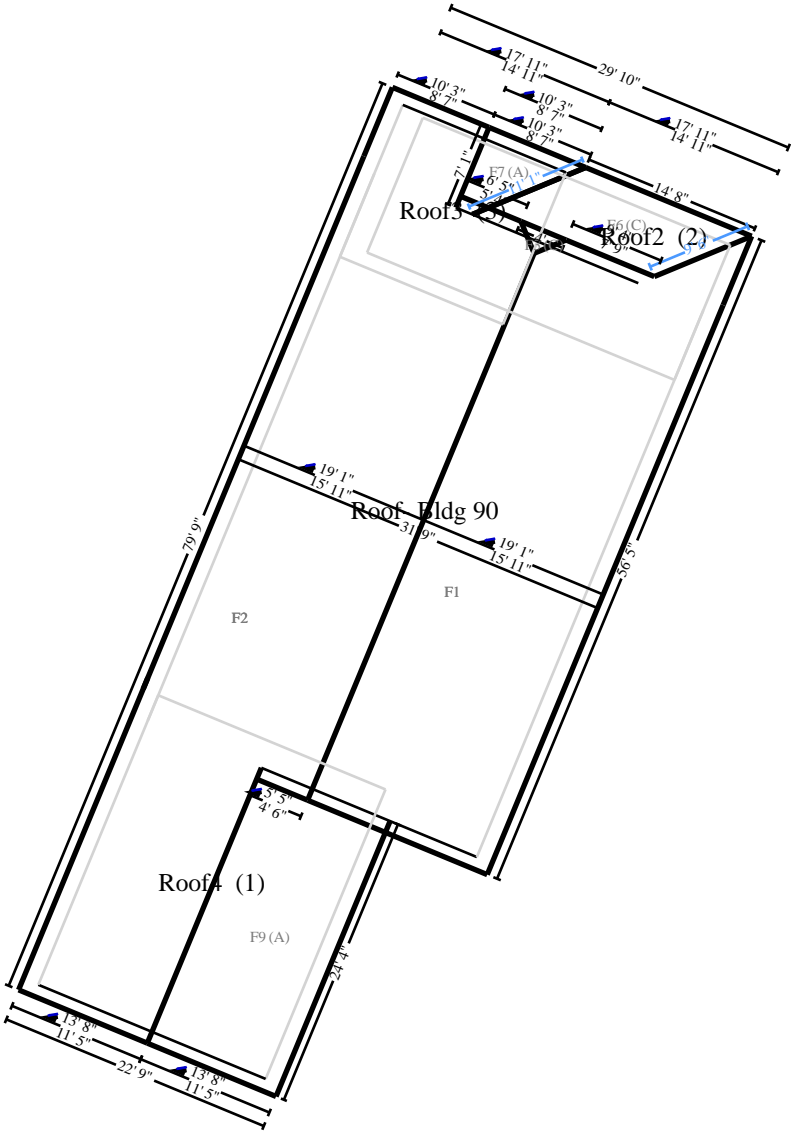
Roof- Bldg 87



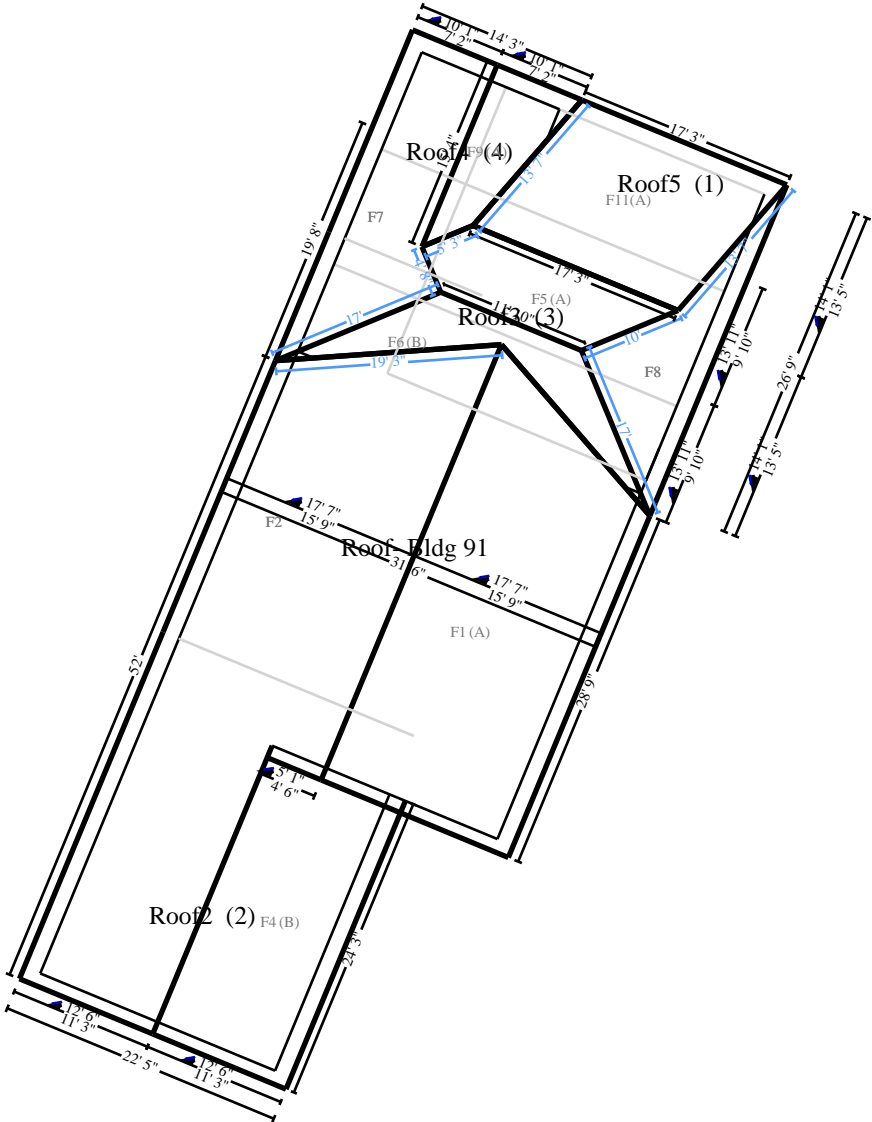
Roof- Bldg 88



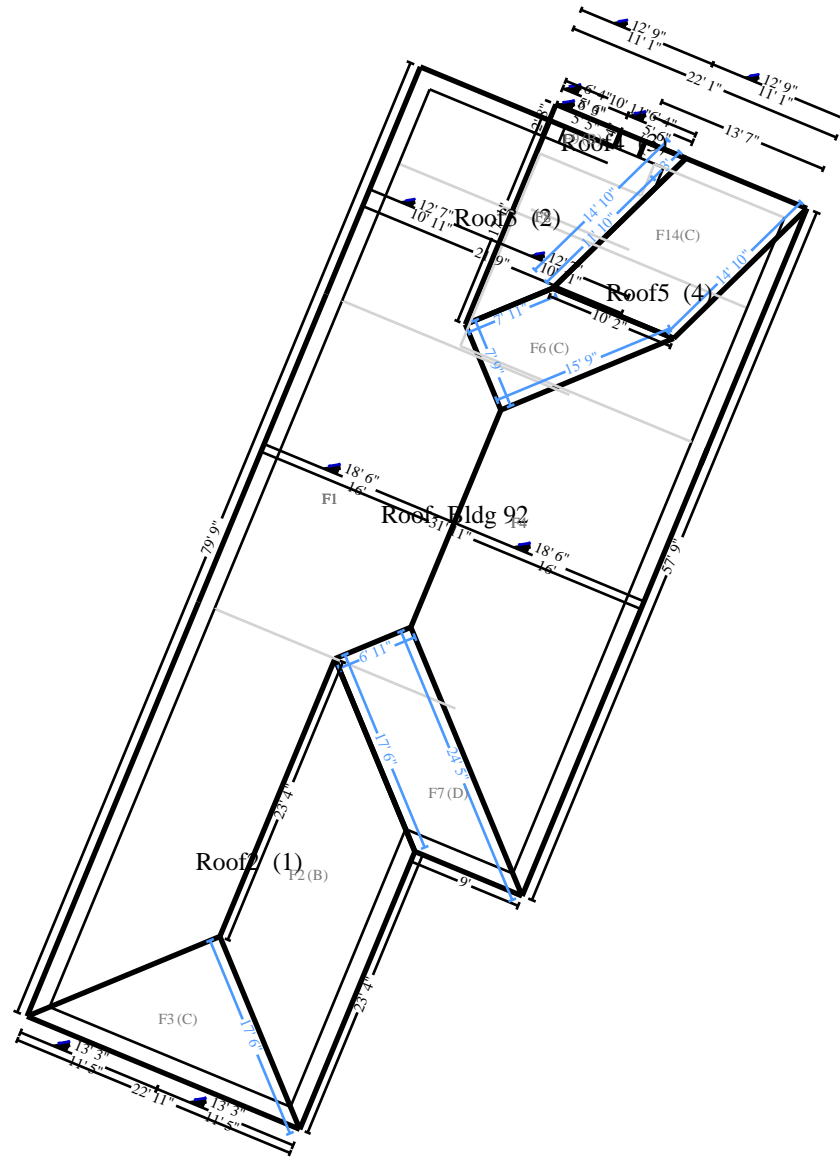
Roof- Bldg 89



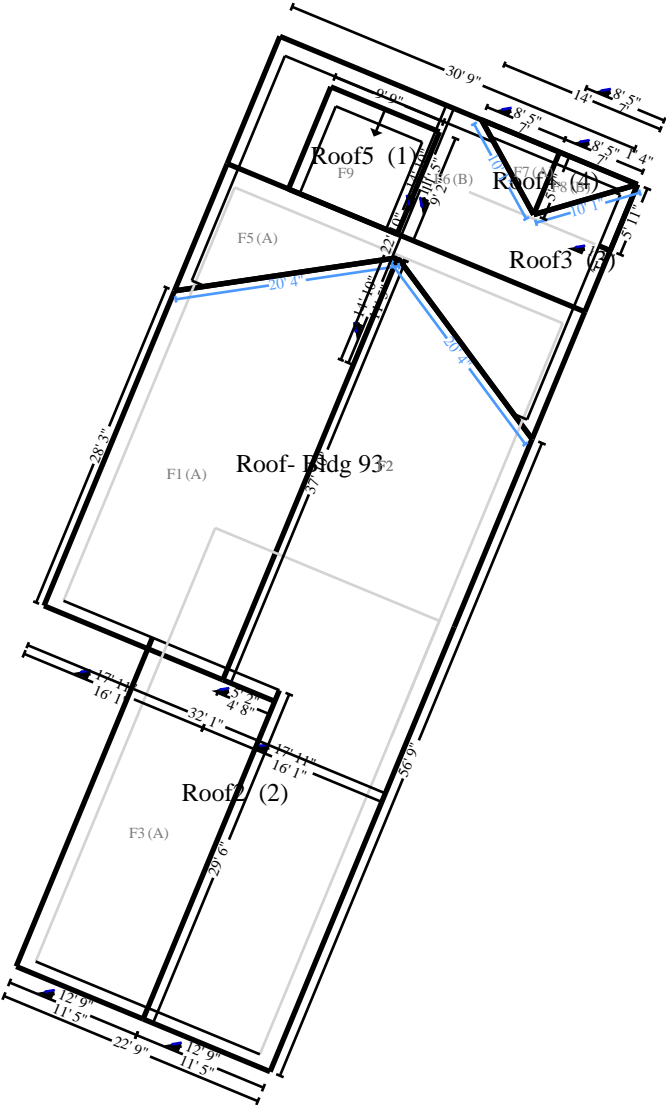
Roof- Bldg 90



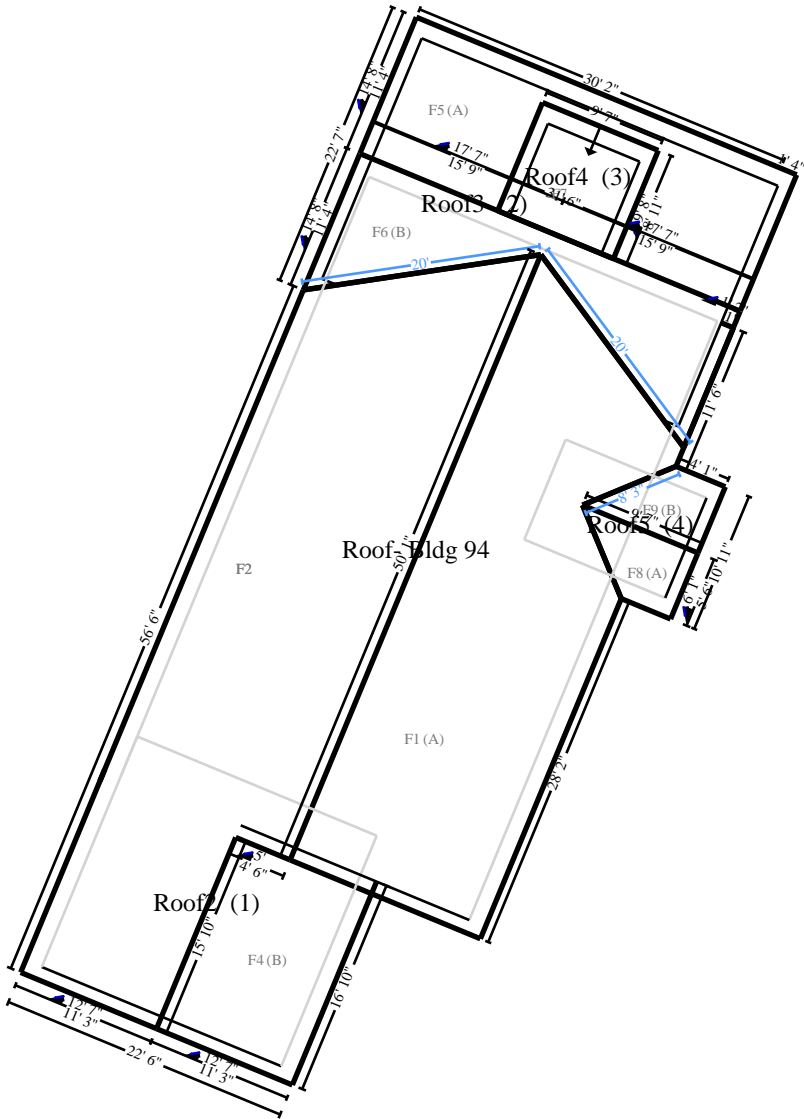
Roof- Bldg 91



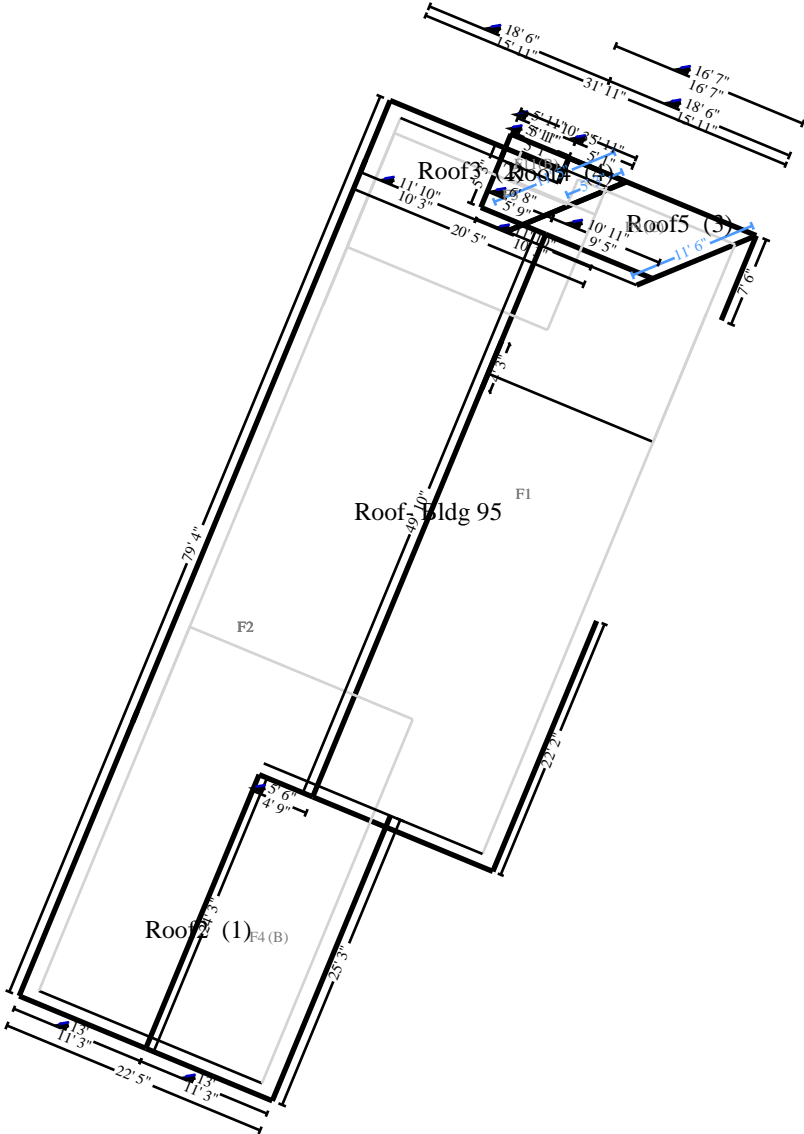
Roof- Bldg 92



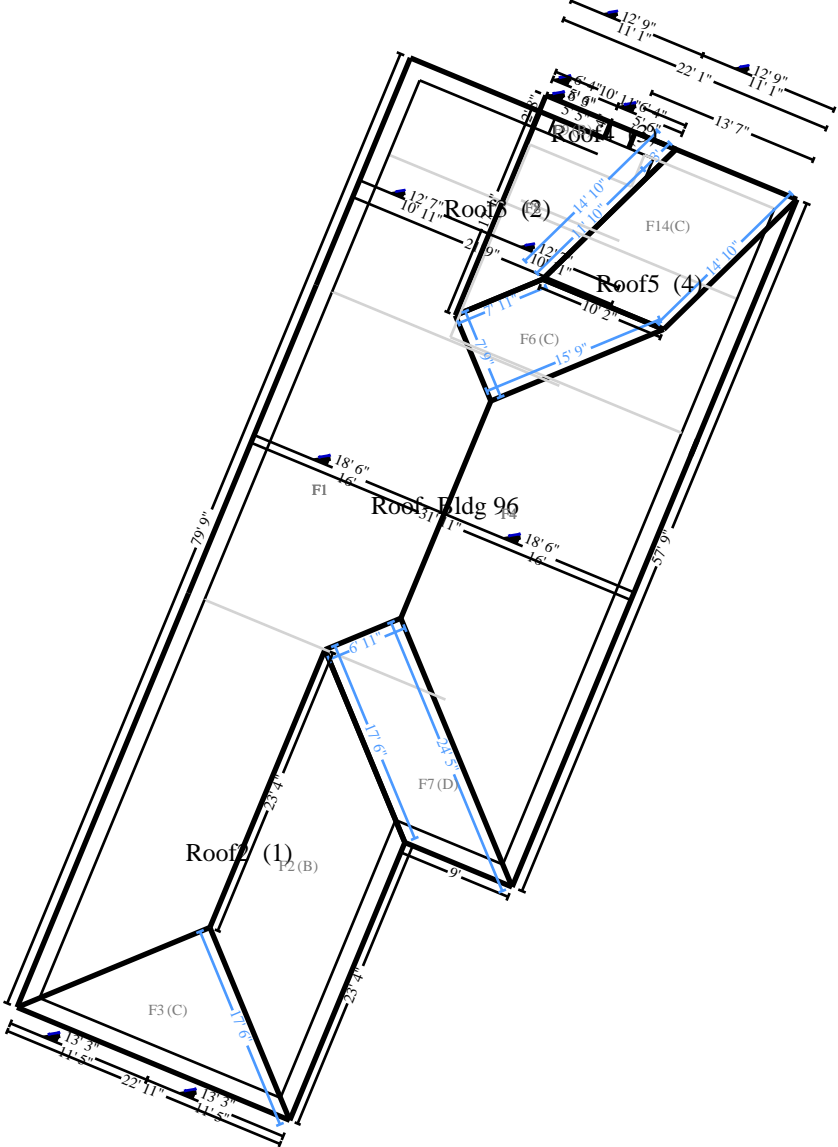
Roof- Bldg 93



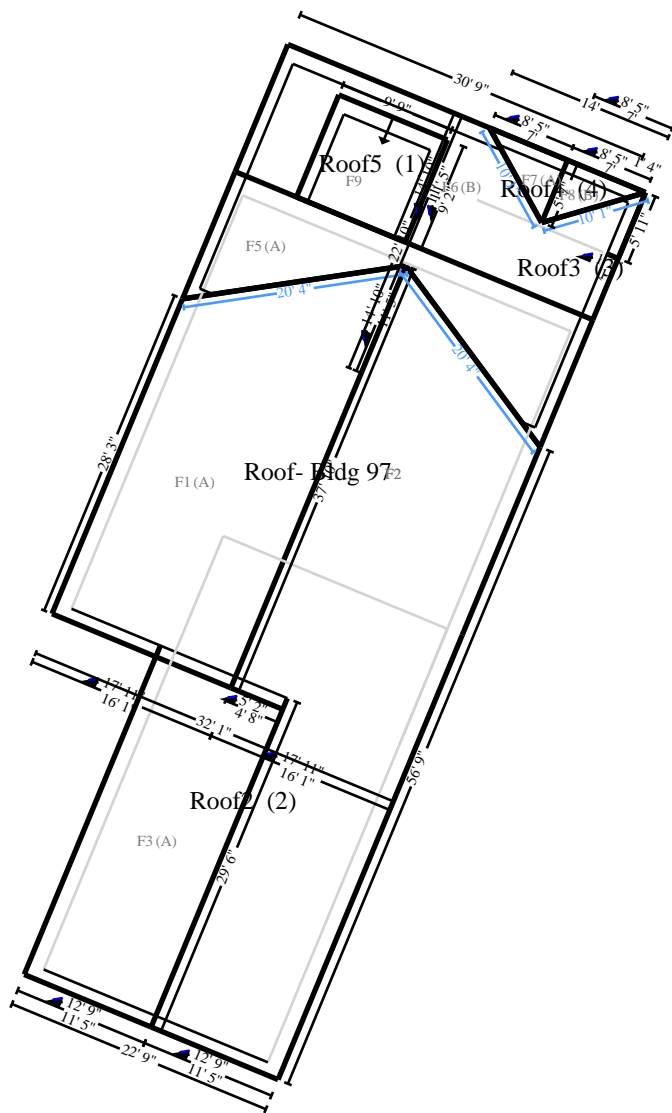
Roof- Bldg 94

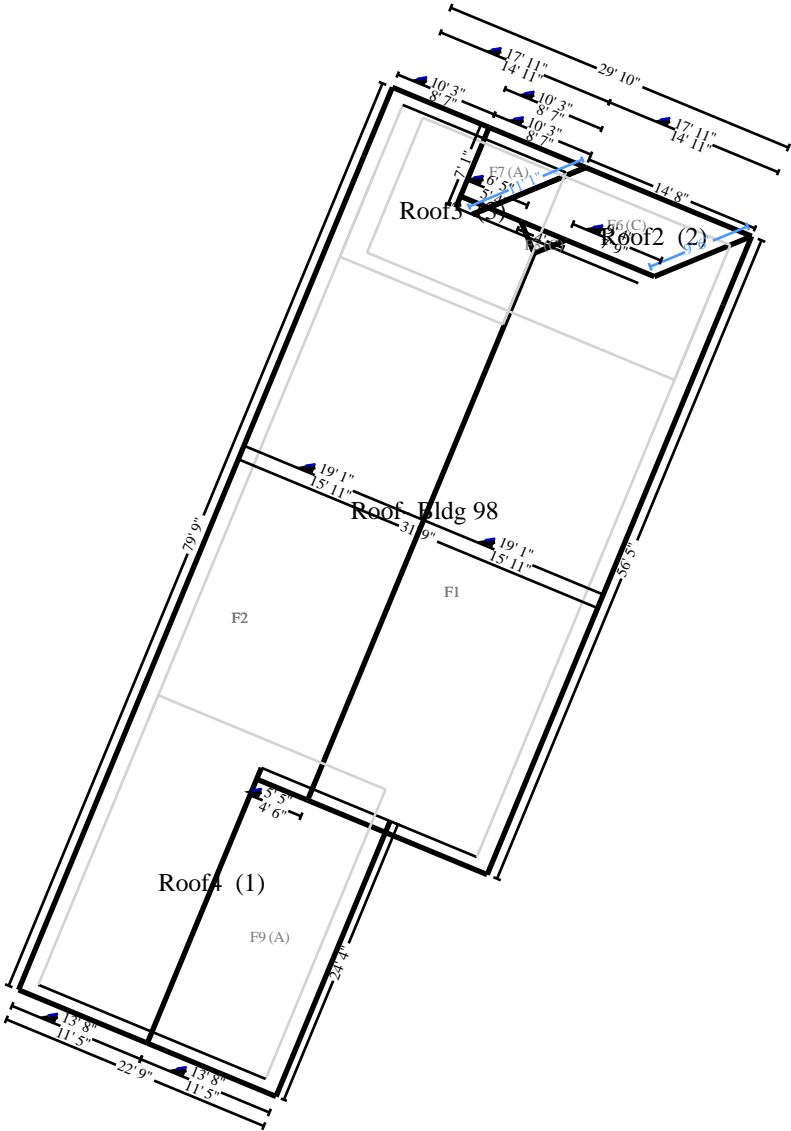


Roof- Bldg 95

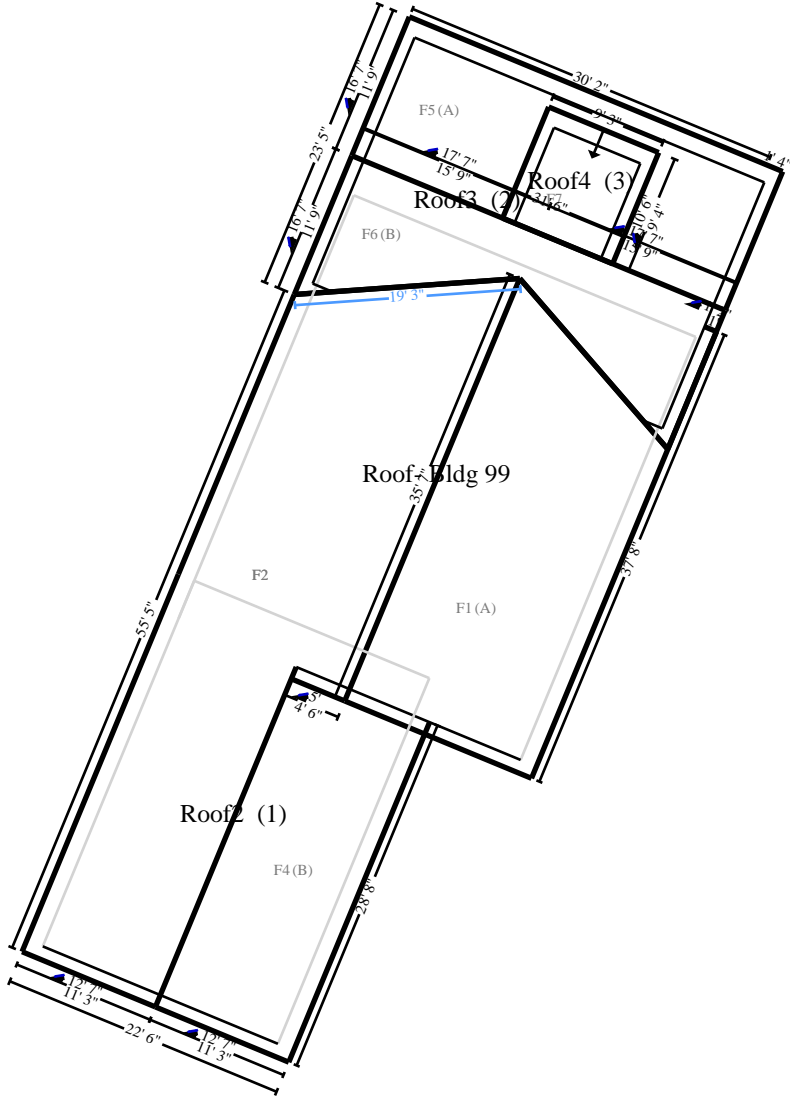


Roof- Bldg 96

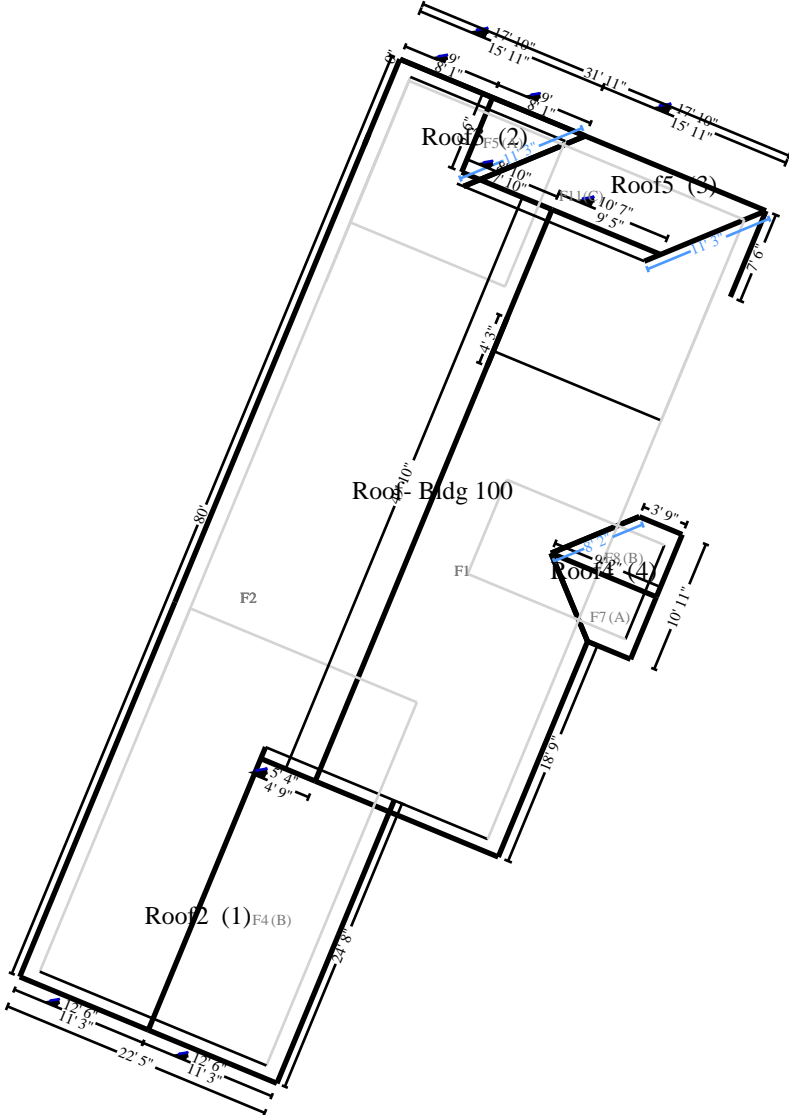




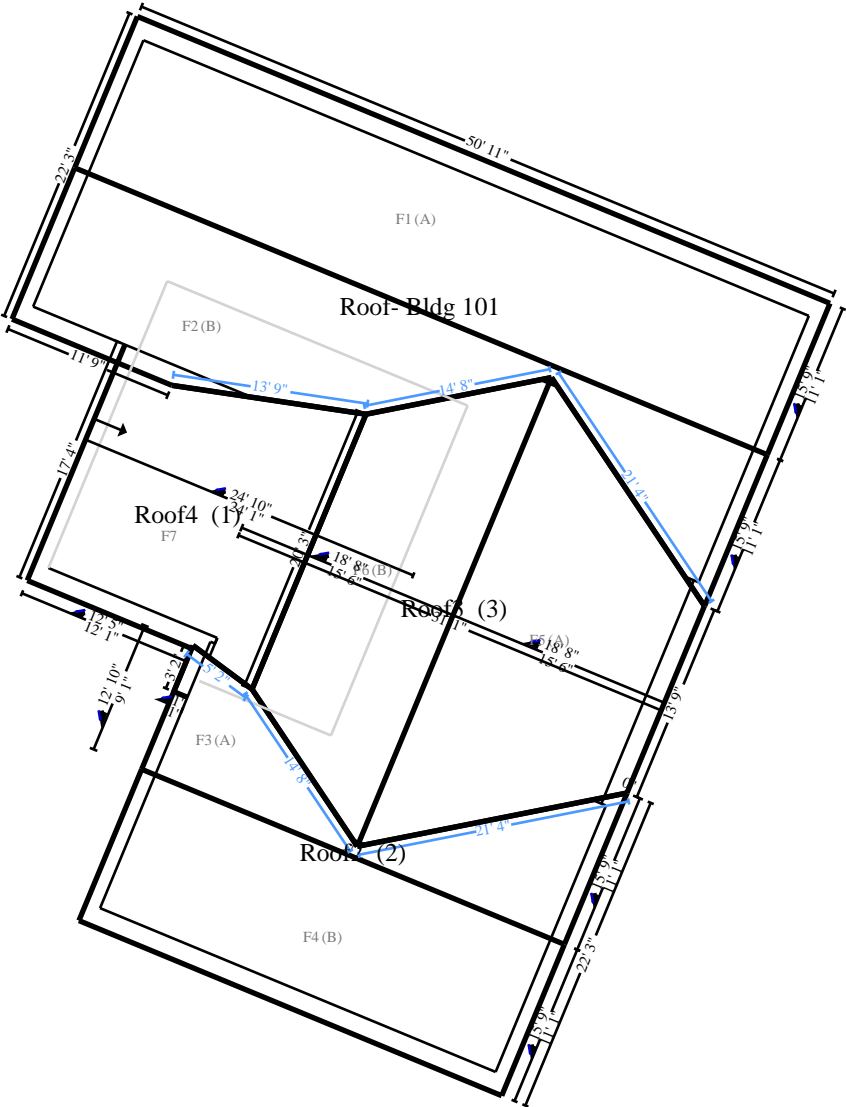
Roof- Bldg 98



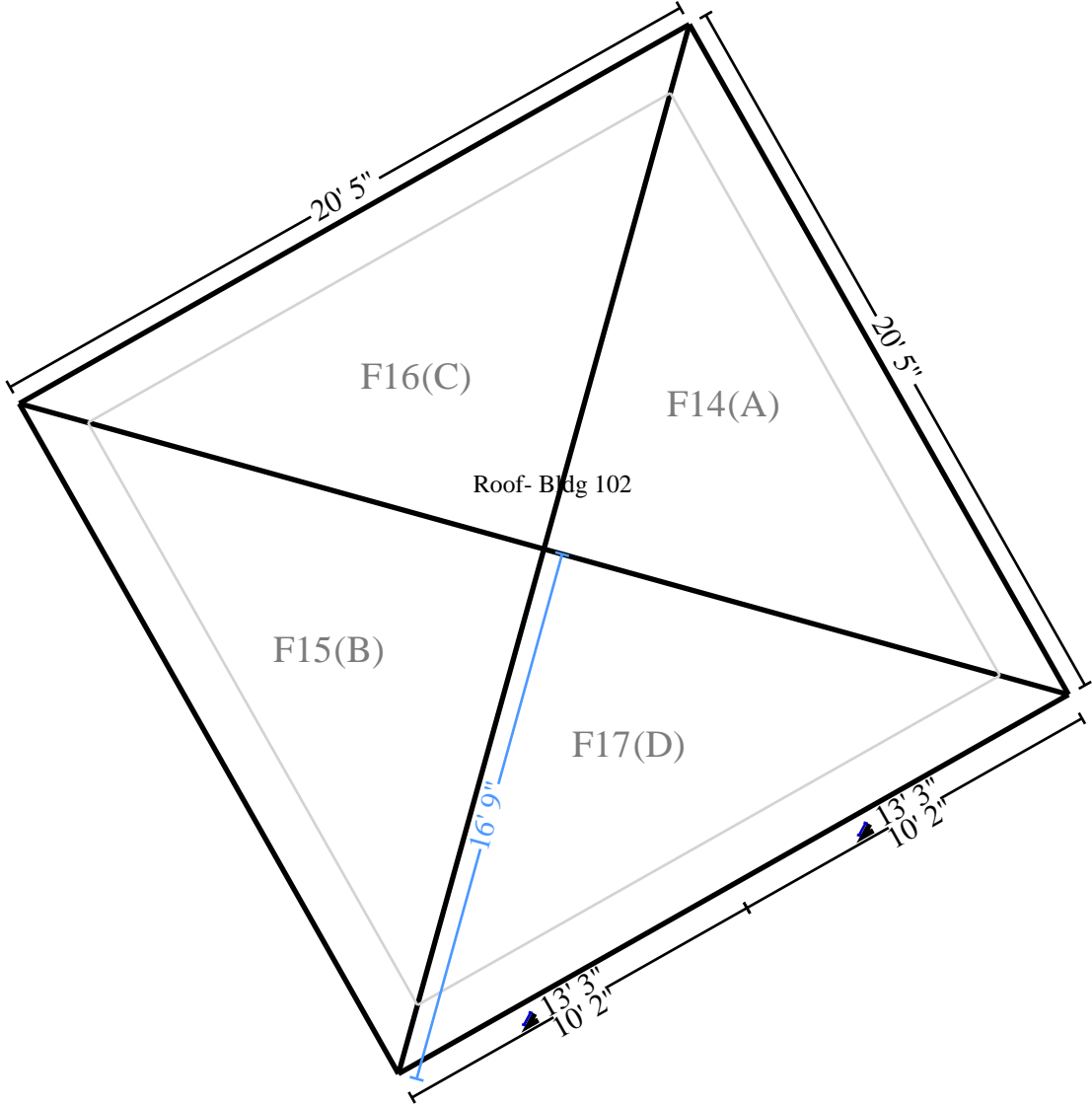
Roof- Bldg 99



Roof- Bldg 100



Roof- Bldg 101



Roof- Bldg 102